


MINUTES OF COUNTY FINANCES
TREASURER'S REPORT
MONTHLY- AUGUST 2020

IN THE MATTER OF COUNTY FINANCES
IN THE HANDS OF SEAN KENNEDY
TREASURER OF VICTORIA COUNTY, TEXAS

COMMISSIONERS' COURT
VICTORIA COUNTY, TEXAS
IN SPECIAL SESSION
REGULAR TERM
SEPTEMBER 2020

IN ACCORDANCE with Section 114.026, Local Government Code, we, the undersigned, constituting the entire Commissioners Court of said County, certify that on the 21st day of September 2020, at the Special Session of a Regular Term of Court. We compared and examined the monthly report of Sean Kennedy, Treasurer of Victoria County, Texas, for August 2020, and finding the same correct, entered an order in the Minutes approving said Report, which states total cash and investments on hand as \$124,131,247.26


Ben Zeller, County Judge



Danny Garcia, Commissioner Pct. 1


Kevin M. Janak, Commissioner Pct. 2


Gary Burns, Commissioner Pct. 3




Clint C. Ives, Commissioner Pct. 4

SWORN TO AND SUBSCRIBED BEFORE ME, by Ben Zeller, County Judge, and County Commissioners of said Victoria County, each respectively, on this the ~~28th~~ day of September A.D., 2020.


Attest: Heidi Easley, County Clerk

FILED FOR RECORD THIS 28 DAY OF September A.D. 2020, and recorded on the 28 day of September, A.D. 2020.




Heidi Easley, County Clerk and
Ex-Officio Clerk of the Commissioners
Court in and for Victoria County, Texas.
By: 
Deputy **Stefanie Tumlinson**



MONTHLY REPORT OF

SEAN KENNEDY, COUNTY TREASURER

VICTORIA COUNTY, TEXAS

FOR THE MONTH OF AUGUST 2020

This report is presented for the approval of the Commissioners' Court, in accordance with Vernon's Texas Codes Annotated, Local Government Code, Section 83.002 (a) (3), and Title 10, Chapter 2256, Government Code (Public Funds Investment Act), and is true and correct to the best of my knowledge and belief, according to the records of this office.

Sean Kennedy
SEAN KENNEDY
COUNTY TREASURER

VICTORIA COUNTY
INVESTMENTS ON HAND
AUGUST 31, 2020

FUND	INV. NO.	PURCH DATE	PAR AMOUNT	DESCRIPTION	MAT DATE	CALL DATE	NET YIELD	PURCH PRICE	INDIV FND AMOUNT	TOTAL INVESTMENT	MARKET PRICE	MARKET VALUE
VICTORIA COUNTY												
		10/19/2017	5,000,000	L.O.G.I.C. POOL			0.315%			5,275,001.01		5,275,001.01
				CERTIFICATE OF DEPOSIT			2.080%			11,960,000.00		11,960,000.00
				CASH ON HAND-COUNTY FUNDS			0.190%			15,957,292.60		15,957,292.60
				<u>TOTAL COUNTY FUNDS</u>						<u>33,192,293.61</u>		<u>33,192,293.61</u>
CITIZENS MEDICAL CENTER												
				L.O.G.I.C. POOL			0.000%			0.00		0.00
				CERTIFICATE OF DEPOSIT			0.000%			0.00		0.00
BANK BALANCE				CMC NURSING HOMES			0.190%			550,693.32		550,693.32
				CASH ON HAND-CITIZENS MEDICAL CENTER			0.190%			81,324,850.15		81,324,850.15
				<u>TOTAL HOSPITAL FUNDS</u>						<u>81,875,543.47</u>		<u>81,875,543.47</u>
NAVIGATION DISTRICT												
				CASH ON HAND 2015 CONSTRUCTION			0.190%			664,720.68		664,720.68
				CASH ON HAND 2015 INTEREST & SINKING			0.190%			245,587.46		245,587.46
				PROMOTION AND DEVELOPMENT FUND			0.190%			382,317.58		382,317.58
				CASH ON HAND-2012A/B INTEREST/SINKING			0.190%			292,895.18		292,895.18
BANK BALANCE				CASH ON HAND-NAVIGATION DISTRICT			0.190%			7,477,889.28		7,477,889.28
				<u>TOTAL NAVIGATION DIST FUNDS</u>						<u>9,063,410.18</u>		<u>9,063,410.18</u>
SUMMARY TOTAL PORTFOLIO												
				<u>TOTAL COUNTY FUNDS</u>						<u>33,192,293.61</u>	26.7397%	<u>33,192,293.61</u>
				<u>TOTAL HOSPITAL FUNDS</u>						<u>81,875,543.47</u>	65.9589%	<u>81,875,543.47</u>
BANK BALANCE				<u>TOTAL NAVIGATION DISTRICT FUNDS</u>						<u>9,063,410.18</u>	7.3015%	<u>9,063,410.18</u>
										<u>124,131,247.26</u>	100.00%	<u>124,131,247.26</u>
				CASH ON HAND - ALL FUNDS						106,896,246.25	86.12%	106,896,246.25
				PLEGGED SECURITIES - ALL FUNDS						124,452,897.40		127,540,342.49
				CERTIFICATES OF DEPOSIT						11,960,000.00	9.63%	11,960,000.00
				MONEY MKT MUTUAL FUNDS						0.00	0.00%	0.00
				L.O.G.I.C. POOL						5,275,001.01	4.25%	5,275,001.01
				GOVERNMENT SECURITIES						0.00	0.00%	0.00
				<u>TOTAL INVESTMENTS</u>						<u>17,235,001.01</u>	13.88%	<u>17,235,001.01</u>
				<u>TOTAL PORTFOLIO INCLUDING CASH</u>						<u>124,131,247.26</u>	100.00%	<u>124,131,247.26</u>

CASH & INVESTMENTS BY FUND

AS OF: AUGUST 31ST, 2020

FUND ACCT. NO.	ACCOUNT NAME	CASH	INVESTMENTS
POOLED CASH - APCA			
=====			
001 101-2000	POOLED CASH	14,856,939.96	
001 101-2005	POOLED CASH-PAYROLL	0.00	
TOTAL 001-POOLED CASH - APCA		14,856,939.96	0.00

GENERAL FUND			
=====			
100 101-2000	CLAIM ON CASH-GENERAL FUND	6,553,946.50	
100 101-3000	VC CREDIT CARD CLEARING ACCT	117,452.30	
100 151-1003	CERTIFICATE OF DEPOSIT		11,960,000.00
100 151-1005	LOCAL GOVT. INVEST. COOP.		5,275,001.01
TOTAL 100-GENERAL FUND		6,671,398.80	17,235,001.01

EMERGENCY MGMT			
=====			
108 101-2000	CLAIM ON CASH-EMER MGMT	(283,964.61)	
TOTAL 108-EMERGENCY MGMT		(283,964.61)	0.00

LEPC FUND			
=====			
109 101-2000	CLAIM ON CASH-LEPC	11,768.56	
TOTAL 109-LEPC FUND		11,768.56	0.00

J. P. SPECIAL FUND			
=====			
110 101-2000	CLAIM ON CASH-J.P. SPECIAL FD	258.36	
TOTAL 110-J.P. SPECIAL FUND		258.36	0.00

COUNTY JURY FUND			
=====			
118 101-2000	CLAIM ON CASH-COUNTY JURY FUND	227.18	
TOTAL 118-COUNTY JURY FUND		227.18	0.00

CASH & INVESTMENTS BY FUND

AS OF: AUGUST 31ST, 2020 AUGUST 31ST, 2020

FUND ACCT. NO.	ACCOUNT NAME	CASH	INVESTMENTS
CO CLERK ARCHIVE FEE FD			
119	101-2000 CLAIM ON CASH-CO CLK ARCHIVE	262,897.83	
TOTAL 119-CO CLERK ARCHIVE FEE FD		262,897.83	0.00
RECORDS MANAGEMENT FUND			
120	101-2000 CLAIM ON CASH-RECORD MGMT	83,116.45	
TOTAL 120-RECORDS MANAGEMENT FUND		83,116.45	0.00
COURTHOUSE SECURITY FUND			
121	101-2000 CLAIM ON CASH-CRTHSE SECURITY	97,642.74	
TOTAL 121-COURTHOUSE SECURITY FUND		97,642.74	0.00
JUSTICE CT BLDG SECURITY			
122	101-2000 CLAIM ON CASH-JP CRT BLD SECUR	40,889.48	
TOTAL 122-JUSTICE CT BLDG SECURITY		40,889.48	0.00
DIST. CLERK RECORDS MGMT			
123	101-2000 CLAIM ON CASH-DIST CLK REC MGT	2,265.20	
TOTAL 123-DIST. CLERK RECORD MGMT		2,265.20	0.00
CO CLERK OF THE COURT			
124	101-2000 CLAIM ON CASH-CO CLRK OF COUR	5,430.69	
TOTAL 124-CO CLERK OF THE COURT		5,430.69	0.00
DIST CLERK OF THE COURT			
125	101-2000 CLAIM ON CASH-DIST CLRK OF CRT	345.21	
TOTAL 125-DIST CLERK OF THE COURT		345.21	0.00

CASH & INVESTMENTS BY FUND

AS OF: AUGUST 31ST, 2020 AUGUST 31ST, 2020

FUND ACCT. NO.	ACCOUNT NAME	CASH	INVESTMENTS
COURT REPORTER SERVICE			
=====			
126 101-2000	CLAIM ON CASH-CRT REPORTER SRV	0.00	
TOTAL 126-COURT REPORTER SERVICE		0.00	0.00
PATRIOT PARK DONATION FD			
=====			
140 101-2000	CLAIM ON CASH-PATRIOT PRK DON	3,001.56	
TOTAL 140-PATRIOT PARK DONATION FD		3,001.56	0.00
SHERIFF'S SPECIAL FUND			
=====			
150 101-2000	CLAIM ON CASH-SHERIFFS SPECIAL	0.00	
150 101-3000	PROPERTY TAX SALE ACCOUNT	47,293.51	
TOTAL 150-SHERIFF'S SPECIAL FUND		47,293.51	0.00
CONSTABLE'S SPECIAL FUND			
=====			
155 101-2000	CLAIM ON CASH-CONSTABLES SPEC	0.00	
TOTAL 155-CONSTABLE'S SPECIAL FUND		0.00	0.00
CLERK'S SPECIAL FUND			
=====			
160 101-2000	CLAIM ON CASH-CLERKS SPECIAL	0.00	
TOTAL 160-CLERK'S SPECIAL FUND		-0.00	0.00
COVID19			
=====			
192 101-2000	CLAIM ON CASH-COVID19	(16,563.45)	
TOTAL 192-COVID19		(16,563.45)	0.00
GULF/MEXICO ENERGY SEC			
=====			
195 101-2000	CLAIM ON CASH-GULF MEXICO ENGY	524,920.16	
TOTAL 195-GULF/MEXICO ENERGY SEC.		524,920.16	0.00

CASH & INVESTMENTS BY FUND

AS OF: AUGUST 31ST, 2020 AUGUST 31ST, 2020

FUND ACCT. NO.	ACCOUNT NAME	CASH	INVESTMENTS
FEMA HAZARD MIT FUND			
=====			
197 101-2000	CLAIM ON CASH-FEMA HAZARD MIT	0.00	
		-----	-----
TOTAL 197- FEMA HAZARD MIT. FD		0.00	0.00
		-----	-----
HURRICANE HARVEY DR#4332			
=====			
198 101-2000	CLAIM ON CASH-HURRICANE HARVEY	192,367.64	
198 101-3000	CLAIM ON CASH/GRANT FUND	0.00	
		-----	-----
TOTAL 198-HURRICANE HARVEY DR#4332		192,367.64	0.00
		-----	-----
TXDOT MCCOY RD RECONST			
=====			
199 101-2000	CLAIM ON CASH-TXDOT MCCOY RD	0.00	
		-----	-----
TOTAL 199-TXDOT MCCOY RD RECONST		0.00	0.00
		-----	-----
ROAD AND BRIDGE FUND/PCT			
=====			
201 101-2000	CLAIM ON CASH-R&B PCT #1	628,321.53	
		-----	-----
TOTAL 201-ROAD & BRIDGE FUND PCT 1		628,321.53	0.00
		-----	-----
ROAD AND BRIDGE FUND/PCT			
=====			
202 101-2000	CLAIM ON CASH-R&B PCT #2	923,858.02	
		-----	-----
TOTAL 202-ROAD & BRIDGE FUND PCT 2		923,858.02	0.00
		-----	-----
ROAD AND BRIDGE FUND/PCT			
=====			
203 101-2000	CLAIM ON CASH-R&B PCT #3	1,500,317.68	
		-----	-----
TOTAL 203-ROAD & BRIDGE FUND PCT 3		1,500,317.68	0.00
		-----	-----
ROAD AND BRIDGE FUND/PCT			
=====			
204 101-2000	CLAIM ON CASH-R&B PCT #4	864,625.19	
		-----	-----
TOTAL 204-ROAD & BRIDGE FUND PCT 4		864,625.19	0.00
		-----	-----

CASH & INVESTMENTS BY FUND

AS OF: AUGUST 31ST, 2020 AUGUST 31ST, 2020

FUND ACCT. NO.	ACCOUNT NAME	CASH	INVESTMENTS
CAPITAL CREDITS FUND			
=====			
215 101-2000	CLAIM ON CASH-CAPITAL CREDITS	222,754.18	
TOTAL 215-CAPITAL CREDITS FUND		222,754.18	0.00
JUVENILE RESTITUTION			
=====			
221 101-2000	CLAIM ON CASH-JUVEN.RESTITUT.	88.78	
TOTAL 221-JUVENILE RESTITUTION		88.78	0.00
JUVENILE PROBATION FUND			
=====			
231 101-2000	CLAIM ON CASH-JUVEN PROBAT.	169,634.50	
TOTAL 231-JUVENILE PROBATION FD		169,634.50	0.00
DRUG COURTS PROGRAMS			
=====			
240 101-2000	CLAIM ON CASH-DRUG CRT PROG	10,547.73	
TOTAL 240-DRUG COURTS PROGRAM		10,547.73	0.00
24TH JUDICIAL DIST PROB			
=====			
241 101-2000	CLAIM ON CASH-24 JUD DIST PROB	0.00	
TOTAL 241-24TH JUDICIAL DIST. PROB		0.00	0.00
COUNTY SPECIALTY COURT			
=====			
245 101-2000	CLAIM ON CASH-CNTY SPECIALTY	2,931.04	
TOTAL 245-COUNTY SPECIALTY COURT		2,931.04	0.00
LOCAL TRUANCY PREVENTION			
=====			
280 101-2000	CLAIM ON CASH-LOCAL TRUANCY	4,139.91	
TOTAL 280-LOCAL TRUANCY PREVENTIONS		4,139.91	0.00

FUND ACCT. NO.	ACCOUNT NAME	CASH	INVESTMENTS
JUSTICE TECHNOLOGY FUND			
=====			
281 101-2000	CLAIM ON CASH-JUSTICE TECH.	14,718.73	
TOTAL 281-JUSTICE TECHNOLOGY FD.		14,718.73	0.00
FAMILY PROTECTION FEE FD			
=====			
282 101-2000	CLAIM ON CASH-FAM PROTECT FEE	3,663.67	
TOTAL 282-FAMILY PROTECTION FEE FD		3,663.67	0.00
CO/DIST TECHNOLOGY FD			
=====			
283 101-2000	CLAIM ON CASH-CO/DIST TECHNOL	19,638.40	
TOTAL 283-CO/DIST TECHNOLOGY FD		19,638.40	0.00
CHILD ABUSE PREVENTION			
=====			
286 101-2000	CLAIM ON CASH-CHILD ABUSE PRV	100.00	
TOTAL 286-CHILD ABUSE PREVENTION		100.00	0.00
CDA PROCESSING FEE FUND			
=====			
300 101-2000	CLAIM ON CASH-CDA PROCESS FEE	10,909.76	
TOTAL 300-CDA PROCESSING FEE FUND		10,909.76	0.00
BOND FORFEITURE COMM			
=====			
301 101-2000	CLAIM ON CASH-BOND FORFEITURE	32,781.88	
TOTAL 301-BOND FORFEITURE COMM		32,781.88	0.00
CDA STATE JUDICIARY FUND			
=====			
302 101-2000	CLAIM ON CASH-CDA STATE JUD.	0.00	
TOTAL 302-CDA STATE JUDICIARY FUND		0.00	0.00

CASH & INVESTMENTS BY FUND

AS OF: AUGUST 31ST, 2020 AUGUST 31ST, 2020

FUND ACCT. NO.	ACCOUNT NAME	CASH	INVESTMENTS
PRETRIAL INTERVENTION			
=====			
303 101-2000	CLAIM ON CASH-PRETRIAL INTERV	39,034.17	
TOTAL 303-PRETRIAL INTERVENTION		39,034.17	0.00
CDA VICTIMS ASSISTANCE GR			
=====			
305 101-2000	CLAIM ON CASH-CDA VICTIMS ASST	(496.00)	
TOTAL 305-CDA VICTIMS ASSIST GRANT		(496.00)	0.00
VICTIM COORD/LIASON GNT			
=====			
306 101-2000	CLAIM ON CASH-SO VICT COORD	(4,602.20)	
TOTAL 306-VICTIM COORD/LIASON GNT		(4,602.20)	0.00
SCAAP PROGRAM			
=====			
307 101-2000	CLAIM ON CASH-SCAAP PROGRAM	8,682.00	
TOTAL 307-SCAAP PROGRAM		8,682.00	0.00
TEXAS VINE GRANT			
=====			
308 101-2000	CLAIM ON CASH-TX VINE GRANT	0.00	
TOTAL 308-TEXAS VINE GRANT		0.00	0.00
4/H ACTIVITY CENTER			
=====			
310 101-2000	CLAIM ON CASH-4/H ACTIVITY CNT	6,505.16	
TOTAL 310-4/H ACTIVITY CENTER		6,505.16	0.00
AIRPORT FUND			
=====			
321 101-2000	CLAIM ON CASH-AIRPORT FUND	209,881.30	
321 101-3000	CASH IN BANK/AIRPORT DRAFTING	162,875.29	
321 151-1000	TREASURY BILLS		0.00
321 151-1001	TEXPOOL INVESTMENTS		0.00
321 151-1005	LOCAL GOVT. INVEST COOP		0.00
TOTAL 321-AIRPORT FUND		372,756.59	0.00

CASH & INVESTMENTS BY FUND

AS OF: AUGUST 31ST, 2020 AUGUST 31ST, 2020

FUND	ACCT. NO.	ACCOUNT NAME	CASH	INVESTMENTS
------	-----------	--------------	------	-------------

AIRPORT GRANT FUND

322	101-2000	CLAIM ON CASH-AIRPORT GRANT	(82,173.82)	
TOTAL 322-AIRPORT GRANT FUND			(82,173.82)	0.00

AIRPORT CAPITAL PROJECTS

323	101-2000	CLAIM ON CASH-AIRP CAPITAL PRO	247,651.36	
TOTAL 323-AIRPORT CAPITAL PROJECTS			247,651.36	0.00

SPECIAL SERVICE FUND

330	101-2000	CLAIM ON CASH-SPECIAL SERVICE	349,094.16	
TOTAL 330-SPECIAL SERVICE FUND			349,094.16	0.00

BJA FY 2020 CESF

333	101-2000	CLAIM ON CASH-BJA FY 2020 CESF	0.00	
TOTAL 333-BJA FY 2020 CESF			0.00	0.00

STONEGARDEN GRANT

336	101-2000	CLAIM ON CASH-STONEGARDEN GNT	(88,630.90)	
TOTAL 336-STONEGARDEN 2010SST0-0008			(88,630.90)	0.00

JAG-LESS LETHAL FORCE

337	101-2000	CLAIM ON CASH-JAG LESS LETHAL	0.00	
TOTAL 337-JAG-LESS LETHAL FORCE			0.00	0.00

CLICK IT OR TICKET

338	101-2000	CLAIM ON CASH-GCRPC 9-1-1	72,599.50	
TOTAL 338-GCRPC - 9-1-1 ALLOCATION			72,599.50	0.00

CASH & INVESTMENTS BY FUND

AS OF: AUGUST 31ST, 2020 AUGUST 31ST, 2020.

FUND ACCT. NO.	ACCOUNT NAME	CASH	INVESTMENTS
BYRNE JAG PROGRAM			
339 101-2000	CLAIM ON CASH-BYRNE JAG PROG	(9,554.00)	
TOTAL 339- BYRNE JAG PROGRAM		(9,554.00)	0.00
HIGH INTENSITY DRUG TRAF			
340 101-2000	CLAIM ON CASH-HIGH INTENSITY	(12,766.26)	
TOTAL 340-HIGH INTENSITY DRUG TRAFF		(12,766.26)	0.00
GCRPC SOLID WASTE GRANT			
341 101-2000	CLAIM ON CASH-GCRPC SOLID WAST	0.00	
TOTAL 341-GCRPC SOLID WASTE GRNT		0.00	0.00
RIFLE REST BODY ARM GNT			
343 101-2000	CLAIM ON CASH-RIFLE RESIT BODY	0.00	
TOTAL 343-RIFLE RESIT BODY ARMOR GN		0.00	0.00
FIREFIGHTERS GRANT			
344 101-2000	CLAIM ON CASH-FIREFIGHTERS GNT	0.00	
TOTAL 344-FIREFIGHTERS GRANT		0.00	0.00
FERAL HOG GRANT			
345 101-2000	CLAIM ON CASH-FERAL HOG GRANT	0.00	
TOTAL 345-FERAL HOG GRANT		0.00	0.00
TXCDBG WCID1 BLOOMINGTON			
346 101-2000	CLAIM ON CASH-WCID1 BLOOMING	0.00	
TOTAL 346-TXCDBG GNT-WCID1 BLOOM.		0.00	0.00

CASH & INVESTMENTS BY FUND

AS OF: AUGUST 31ST, 2020 AUGUST 31ST, 2020

FUND ACCT. NO.	ACCOUNT NAME	CASH	INVESTMENTS
TXCDBG WCID2 PLACEDO			
=====			
347 101-2000	CLAIM ON CASH-WCID2 PLACEDO	6,275.00	
TOTAL 347-TXCDBG GNT- WCID2 PLACEDO		6,275.00	0.00
STATE FEE ACCOUNT			
=====			
350 101-2000	CLAIM ON CASH-STATE FEE FD	111,983.01	
TOTAL 350-STATE FEE ACCOUNT		111,983.01	0.00
PESC MENTAL HEALTH DEPUTY			
=====			
355 101-2000	CLAIM ON CASH-PESC MENTAL HLTH	0.00	
TOTAL 355-PESC MENTAL HEALTH DEPUTY		0.00	0.00
MENTAL HLTH PEACE OFF FD			
=====			
356 101-2000	CLAIM ON CASH-MENTAL SO/GB	(51,608.30)	
TOTAL 356-MENTAL HEALTH PEACE OFF		(51,608.30)	0.00
BISD SCHOOL RESOURCE OFF			
=====			
358 101-2000	CLAIM ON CASH-BISD SCHL RESOUR	(5,482.13)	
TOTAL 358-BISD SCHOOL RESOURCE OFF		(5,482.13)	0.00
SHERIFF'S FORFEITURE FD			
=====			
360 101-2000	CLAIM ON CASH-SHERIFF FORFEIT	409,497.09	
360 151-1001	TEXPOOL INVESTMENTS		0.00
360 151-1005	LOCAL GOVT. INVEST. COOP.		0.00
TOTAL 360-SHERIFF'S FORFEITURE FUND		409,497.09	0.00
SHERIFF'S DONATION FUND			
=====			
361 101-2000	CLAIM ON CASH-SHERIFF DONATION	260.54	
TOTAL 361-SHERIFF'S DONATION FUND		260.54	0.00

FUND	ACCT. NO.	ACCOUNT NAME	CASH	INVESTMENTS
SHER DOJ FEDERAL FORFEIT				
=====				
362	101-2000	CLAIM ON CASH-SO DOJ FED FORFE	298,840.94	
TOTAL 362-SHERIFF DOJ FED. FORFEIT.			298,840.94	0.00
CDA CONTRABAND FORFEITURE				
=====				
370	101-2000	CLAIM ON CASH-CDA CONTRA FORF	807,955.51	
370	151-1005	LOCAL GOVT. INVEST. COOP.		0.00
TOTAL 370-CDA CONTRABAND FORFEITURE			807,955.51	0.00
CDA DOJ EQUITABLE SHARE				
=====				
371	101-2000	CLAIM ON CASH-CDA DOJ EQUIT	1,102.91	
TOTAL 371-CDA DOJ EQUITABLE SHARE			1,102.91	0.00
SHERIFF DOT FEDERAL FORF				
=====				
372	101-2000	CLAIM ON CASH-SO DOT FED FORF.	271,038.06	
TOTAL 372-SHERIFF DOT FEDERAL FORF			271,038.06	0.00
SHERIFF COMMISSARY FUND				
=====				
380	101-2000	CLAIM ON CASH-SHER. COMMISSARY	259,549.38	
TOTAL 380-SHERIFF COMMISSARY FUND			259,549.38	0.00
JUVENILE COMMISSARY FUND				
=====				
390	101-2000	CLAIM ON CASH-JUV COMMISSARY	7,392.81	
TOTAL 390-JUVENILE COMMISSARY FUND			7,392.81	0.00
NATIONAL SCHOOL LUNCH PRG				
=====				
392	101-2000	CLAIM ON CASH-NSLP	(24,980.87)	
TOTAL 392-NATIONAL SCHOOL LUNCH PRG			(24,980.87)	0.00

CASH & INVESTMENTS BY FUND

AS OF: AUGUST 31ST, 2020 AUGUST 31ST, 2020

FUND ACCT. NO.	ACCOUNT NAME	CASH	INVESTMENTS
VISD SRO REIMBURSEMENT			
=====			
395 101-2000	CLAIM ON CASH-VISD SRO REIMB	(60,154.70)	
TOTAL 395-VISD SRO REIMBURSEMENT		(60,154.70)	0.00
HEALTH INSURANCE FUND			
=====			
410 101-2000	CLAIM ON CASH-HEALTH INSUR	(434,270.41)	
410 101-3000	CASH IN BANK/BOON CHAPMAN	440.14	
TOTAL 410-HEALTH INSURANCE FUND		(433,830.27)	0.00
EMPLOYEE BENEFIT FUND			
=====			
420 101-2000	CLAIM ON CASH-EMPLOYEE BENEF	5,128.84	
TOTAL 420-EMPLOYEE BENEFIT FUND		5,128.84	0.00
ELECTIONS ADM SPECIAL			
=====			
450 101-2000	CLAIM ON CASH-ELECT ADM SPEC	(35,511.45)	
TOTAL 450-ELECTIONS ADM SPECIAL		(35,511.45)	0.00
HELP AMERICA VOTE GRANT			
=====			
455 101-2000	CLAIM ON CASH-HELP AMER VOTE	25,153.71	
TOTAL 455-HELP AMERICA VOTE GRANT		25,153.71	0.00
ELECTIONS CHAPTER 19			
=====			
457 101-2000	CLAIM ON CASH-ELECT CHAPT 19	9,767.79	
TOTAL 457-ELECTIONS CHAPTER 19 FD		9,767.79	0.00
TAX ASSESSOR SPECIAL			
=====			
499 101-3000	FVNB SPECIAL INVENTORY ACCT.	599,677.31	
TOTAL 499-TAX ASSESSOR SPECIAL		599,677.31	0.00

CASH & INVESTMENTS BY FUND

AS OF: AUGUST 31ST, 2020 AUGUST 31ST, 2020

FUND ACCT. NO.	ACCOUNT NAME	CASH	INVESTMENTS
HISTORICAL COMMISSION			
=====			
500 101-2000	CLAIM ON CASH-HISTORICAL COMM	19,937.59	
		-----	-----
TOTAL 500-HISTORICAL COMMISSION		19,937.59	0.00
		-----	-----
CHILD WELFARE BOARD			
=====			
515 101-2000	CLAIM ON CASH-CHILD WELFARE BD	14,273.13	
		-----	-----
TOTAL 515-CHILD WELFARE BOARD		14,273.13	0.00
		-----	-----
REBUILD TEXAS FUND			
=====			
550 101-2000	CLAIM ON CASH-REBUILD TX FUND	352,402.15	
		-----	-----
TOTAL 550-REBUILD TEXAS FUND		352,402.15	0.00
		-----	-----
DEBT SERVICE			
=====			
700 101-2000	CLAIM ON CASH-DEBT SERVICE	512,474.37	
		-----	-----
TOTAL 700-DEBT SERVICE		512,474.37	0.00
		-----	-----
LAW LIBRARY FUND			
=====			
720 101-2000	CLAIM ON CASH-LAW LIBRARY FD	47,856.55	
		-----	-----
TOTAL 720-LAW LIBRARY FUND		47,856.55	0.00
		-----	-----
LTR GRP RENOVATN RETAIN			
=====			
771 101-2000	CLAIM ON CASH-LTR GRP RETAIN	52,708.61	
		-----	-----
TOTAL 771-LTR GRP RENOVATN RETAIN		52,708.61	0.00
		-----	-----
VICTORIA HEALTH DEPT			
=====			
800 101-2000	CLAIM ON CASH-HEALTH DEPT	(400,726.36)	
800 101-3000	CASH IN BANK/HLTH 340B DRAFT.	85,932.94	
		-----	-----
TOTAL 800-VICTORIA HEALTH DEPT.		(314,793.42)	0.00
		-----	-----

CASH & INVESTMENTS BY FUND

AS OF: AUGUST 31ST, 2020 AUGUST 31ST, 2020

FUND ACCT. NO.	ACCOUNT NAME	CASH	INVESTMENTS
TX A&M UNIV HLTH SCIENCE			
=====			
801	101-2000 CLAIM ON CASH-TX A&M HLTH SCI	5,628.25	
TOTAL 801-TX A&M UNIV HLTH SCIENCE		5,628.25	0.00
MEDICAID ADM CLAIM FD			
=====			
802	101-2000 CLAIM ON CASH-MEDICAID ADM CLM	36,459.60	
TOTAL 802-MEDICAID ADM CLAIMS FD		36,459.60	0.00
TEXAS HOME VISITING GNT			
=====			
803	101-2000 CLAIM ON CASH-TX HOME VISITING	(74,259.78)	
TOTAL 803-TEXAS HOME VISITING GRANT		(74,259.78)	0.00
HOGG FOUNDATION GRANT			
=====			
804	101-2000 CLAIM ON CASH-HOGG FOUNDAT.	82,317.22	
TOTAL 804-HOGG FOUNDATION GNT		82,317.22	0.00
HURRICANE PUBLIC HLTH GNT			
=====			
805	101-2000 CLAIM ON CASH-HURRICANE PUBLIC	0.00	
TOTAL 805-HURRICANE PUBLIC HLTH GNT		0.00	0.00
AMERICARES			
=====			
806	101-2000 CLAIM ON CASH-AMERICARES	0.00	
TOTAL 806-AMERICARES		0.00	0.00
VICTORIA WIC PROGRAM			
=====			
810	101-2000 CLAIM ON CASH-WIC PROGRAM	(87,729.05)	
TOTAL 810-VICTORIA WIC PROGRAM		(87,729.05)	0.00

CASH & INVESTMENTS BY FUND

AS OF: AUGUST 31ST, 2020 AUGUST 31ST, 2020

FUND	ACCT. NO.	ACCOUNT NAME	CASH	INVESTMENTS
NAVARRO PROJECT FUND				
=====				
845	101-2000	CLAIM ON CASH-NAVARRO LEASE	0.00	
845	101-3000	CASH/BK NY/INTEREST	0.00	
845	101-3001	CASH/BK NY/PRINCIPAL	0.00	
845	101-3002	CASH/BK NY/PROJECT	0.00	
845	101-3003	CASH/BK NY/RESERVE (2017)	0.00	
845	151-1001	MONEY MARKET MUTUAL FDS		0.00
845	151-1002	GOVERNMENT SECURITIES		0.00
845	151-1006	INVESTORS CASH TRUST		0.00
TOTAL 845-NAVARRO PROJECT FUND			0.00	0.00

FLEXIBLE BENEFITS PLAN				
=====				
870	101-2000	CASH-FLEX BEN-DENTAL,LIFE,VSN	20,648.63	
870	101-3000	CASH IN BANK/PROSPERITY BANK	86,681.15	
TOTAL 870-FLEXIBLE BENEFITS PLAN			107,329.78	0.00

LEOSE FUND				
=====				
880	101-2000	CLAIM ON CASH-LEOSE FUND	50,206.35	
TOTAL 880-LEOSE FUND			50,206.35	0.00

TOTAL CASH AND INVESTMENTS			30,814,232.56	17,235,001.01
			=====	=====

*** END OF REPORT ***

Pooled Cash	(14,856,939.96)	17,233,588.41
	<u>15,957,292.60</u>	<u>17,233,588.41</u>

FUND	ACCT. NO.	ACCOUNT NAME	CASH	INVESTMENTS
VICTORIA COUNTY HOSPITAL				
820	101-1000	HOSPITAL FUND	65,078,091.18	
820	101-2004	CMC 125 PLAN	171,919.89	
820	101-2010	CMC BONDS 2019	9,779,238.53	
820	101-3000	CMC ACCTS PAYABLE	190.37	
820	101-4000	CMC PAYROLL	63.07	
820	101-4100	CMC MEDICAL PROFESS #214125768	100.00	
820	101-4105	CMC MEDICAL PROFESS #217301213	2,225,602.56	
820	101-4200	CMC WEIGHT MANAGEMENT CNTR	492,369.26	
820	101-4300	CMC HOME HEALTH AGENCY	3,577,275.29	
820	101-5001	ARBORETUM NURSE /REHAB/WINNIE	0.00	
820	101-5002	MATAGORDA NURSING & REHAB	59,757.50	
820	101-5003	TWIN PINES NURSING & REHAB	59,139.17	
820	101-5004	SHADY OAKS NURSING & REHAB	6,458.50	
820	101-5005	AMISTAD NURSING & REHAB	0.00	
820	101-5006	GANADO NURSING & REHAB	5,147.40	
820	101-5007	CUERO NURSING & REHAB	0.00	
820	101-5008	STEVENS NURSE & REHAB/HALLETTS	367.02	
820	101-5009	PORT LAVACA NURSING & REHAB	0.00	
820	101-5010	SOUTHBROOKE NURSING & REHAB	0.00	
820	101-5011	WHARTON NURSING & REHAB	0.00	
820	101-5012	YOAKUM NURSING & REHAB	0.00	
820	101-5100	CUERO NURSING & REHAB-HUD	97,157.87	
820	101-5105	STEVENS NURSE & REHAB-HUD	80,270.96	
820	101-5110	PORT LAVACA NURSE & REHAB-HUD	35,733.98	
820	101-5115	SOUTHBROOKE NURSE&REHAB-HUD	67,417.29	
820	101-5120	WHARTON NURSING& REHAB-HUD	103,202.31	
820	101-5125	YOAKUM NURSING & REHAB-HUD	36,041.32	
820	101-5130	MATAGORDA NURSING & REHAB-HUD	0.00	
820	101-5135	TWIN PINES NURSING & REHAB-HUD	0.00	
820	151-1004	CERTIFICATES OF DEPOSIT		0.00
820	151-1005	LOCAL GOVT. INVEST. COOP.		0.00
TOTAL 820-VICTORIA COUNTY HOSPITAL			81,875,543.47	0.00
TOTAL CASH AND INVESTMENTS			81,875,543.47	0.00

*** END OF REPORT ***

CD INVESTMENTS GENERAL FUND

PERIOD ENDING 8/31/2020

ISSUER	CUSIP	BROKER	TERM	% EARN	BOOK VALUE	SETTLE	MATURE	MKT PRICE	MARKET VALUE
FIRST TECHNOLOGY FEDERAL CU MTN VIEW CA	33715LDQ0	MBS	24	3.05%	\$ 245,000.00	2/6/2019	2/8/2021	101.307	\$ 248,202.15
KESSLER FEDERAL CREDIT UNION	49254FAJ5	MBS	30	3.00%	\$ 245,000.00	1/31/2019	7/30/2021	102.660	\$ 251,517.00
KERN SCHOOL FEDERAL CREDIT UNION	49228XAA8	MBS	36	2.80%	\$ 245,000.00	2/27/2019	2/28/2022	103.986	\$ 254,765.70
MORGAN STANLY PRIVATE BANK NATIONAL ASSN	61760AWX3	MBS	36	2.75%	\$ 245,000.00	3/7/2019	3/7/2022	103.974	\$ 254,736.30
GOLDMAN SACHS	38148P4N4	MBS	36	2.90%	\$ 245,000.00	1/30/2019	1/31/2022	103.947	\$ 254,670.15
MEDALLION BANK SALT LAKE CITY UT	58404DDP3	MBS	36	2.70%	\$ 245,000.00	3/22/2019	3/22/2022	104.003	\$ 254,807.35
AMERICAS CREDIT UNION DUPONT WA	03065AAG8	MBS	24	2.70%	\$ 245,000.00	3/29/2019	3/29/2021	101.524	\$ 248,733.80
UNIV OF IOWA CMNTY CREDIT UNION N LIBERTY IA	91435LAY3	MBS	24	2.50%	\$ 245,000.00	5/15/2019	5/14/2021	101.711	\$ 249,191.95
SIGNAT BANK ARKANSAS FAYETTEVILLE	82669JLC8	MBS	36	2.50%	\$ 245,000.00	5/17/2019	5/17/2022	103.954	\$ 254,687.30
BANK OF NEW ENGLAND SALEM NH	06426KBB3	MBS	36	2.45%	\$ 245,000.00	5/23/2019	5/23/2022	103.991	\$ 254,777.95
TIAA FSB JACKSONVILLE FL	87270LCE1	MBS	36	2.50%	\$ 245,000.00	5/17/2019	5/17/2022	104.045	\$ 254,910.25
CAPITAL ONE BANK USA NATL ASSN GLEN ALLEN CA	14042TAN7	MBS	35	2.45%	\$ 200,000.00	6/10/2019	5/23/2022	103.996	\$ 207,992.00
UBS BANK USA SALT LAKE CITY UT	90348BJLQ1	MBS	24	2.45%	\$ 245,000.00	6/10/2019	6/7/2021	101.824	\$ 249,468.80
VERUS BANK COMMERCE FT COLLINS CO	92535LCG7	MBS	24	2.20%	\$ 245,000.00	6/28/2019	6/28/2021	101.749	\$ 249,285.05
MEADOWS BANK LAS VEGAS NV	58321JCD8	MBS	18	2.25%	\$ 245,000.00	6/28/2019	12/28/2020	100.721	\$ 246,766.45
BAR HARBOR BK&TR ME	066851WU6	MBS	24	2.05%	\$ 245,000.00	6/28/2019	6/28/2021	101.625	\$ 248,981.25
LUANA SAVINGS BANK IOWA	549104GV3	MBS	36	2.20%	\$ 245,000.00	6/21/2019	6/21/2022	103.717	\$ 254,106.65
BALBOA THRIFT & LOAN ASSN CHULA VISTA CA	05765LAX5	MBS	36	2.00%	\$ 245,000.00	7/19/2019	7/18/2022	103.489	\$ 253,548.05
UNITED BANKERS BANK BLOOMINGTON MN	909557JE1	MBS	30	2.00%	\$ 245,000.00	7/24/2019	1/24/2022	102.621	\$ 251,421.45
1ST SOURCE BANK SOUTH BEND IN	33646CLH5	MBS	35	2.00%	\$ 245,000.00	7/11/2019	6/13/2022	103.326	\$ 253,148.70
BARCLAYS BANK DEL RETAIL	06740KNF0	MBS	24	2.00%	\$ 245,000.00	7/19/2019	7/17/2021	101.699	\$ 249,162.55
HANMI BANK LOS ANGELES CA	410493ELO	MBS	36	2.00%	\$ 245,000.00	7/19/2019	7/19/2022	103.489	\$ 253,548.05
CONGRESSIONAL BANK POTPMAC MD	20726ABB3	MBS	28	2.00%	\$ 245,000.00	7/24/2019	11/24/2021	102.344	\$ 250,742.80
FIRST NATL BANK PARAGOULD ARK	32114LBN8	MBS	36	2.00%	\$ 245,000.00	7/26/2019	7/26/2022	103.523	\$ 253,631.35
THREE RIVERS CREDIT UNION FT WAYNE IN	88563LAH0	MBS	24	2.10%	\$ 245,000.00	8/1/2019	8/2/2021	101.845	\$ 249,520.25
CIT BANK NAT ASSN PASADENA CA	12556LBB1	MBS	36	1.95%	\$ 245,000.00	8/23/2019	8/23/2022	103.569	\$ 253,744.05
RAYMOND JAMES BANK NATL ASSN	75472RAC5	MBS	36	1.90%	\$ 245,000.00	8/23/2019	8/23/2022	103.470	\$ 253,501.50
STERLING BANK POPLAR BLUFF MO	85916VDL6	MBS	37	1.75%	\$ 245,000.00	9/6/2019	10/6/2022	103.335	\$ 253,170.75
FIRST FARMERS BK&TR CONVERSE IN	320165JL8	MBS	24	1.65%	\$ 245,000.00	9/6/2019	9/3/2021	101.558	\$ 248,817.10
COMMUNITY FIST BANK KOKOMO IN	20368TCN8	MBS	24	1.65%	\$ 245,000.00	9/12/2019	9/13/2021	101.595	\$ 248,907.75
FIRST NATL BANK AMER EAST LANSING MI	32110YNA9	MBS	24	1.60%	\$ 245,000.00	9/17/2019	9/17/2021	101.559	\$ 248,819.55
FIRST NATL BANK SYRACUSE JOHNSON KS	334342CG5	MBS	26	1.65%	\$ 245,000.00	9/18/2019	11/18/2021	101.863	\$ 249,564.35
MAPLE BANK CHAMPLIN MN	565109BP9	MBS	30	1.70%	\$ 245,000.00	10/11/2019	4/11/2022	102.522	\$ 251,178.90

9/18/2020CD INVESTMENTS COURT

CD INVESTMENTS GENERAL FUND

PERIOD ENDING 8/31/2020

ISSUER	CUSIP	BROKER	TERM	% EARN	BOOK VALUE	SETTLE	MATURE	MKT PRICE	MARKET VALUE
ENCORE BANK LITTLE ROCK AR	29260MAP0	MBS	30	1.70%	\$ 245,000.00	10/23/2019	4/25/2022	102.580	\$ 251,321.00
WELL FARGO NATL BANK WEST LAS VEGAS NV	949495AT2	MBS	36	1.90%	\$ 245,000.00	1/29/2020	1/30/2023	104.153	\$ 255,174.85
BANK OZK LITTLE ROCK AR	06417NQZ9	MBS	14	1.70%	\$ 245,000.00	1/31/2020	5/3/2021	101.097	\$ 247,687.65
SOMERSET TRUST CO PA	835104BW9	MBS	18	1.65%	\$ 245,000.00	1/30/2020	7/30/2021	101.431	\$ 248,505.95
SYNOVUS BANK COLUMBUS GA	87164DQB9	MBS	18	1.65%	\$ 245,000.00	1/30/2020	7/30/2021	101.431	\$ 248,505.95
NEXTIER BANK N A KITTANNING PA	65344AAB1	MBS	24	1.60%	\$ 245,000.00	2/21/2020	2/22/2022	102.171	\$ 250,318.95
EAGLE BANK BETHESDA MD	27002YEU6	MBS	30	1.60%	\$ 245,000.00	2/12/2020	8/12/2022	102.882	\$ 252,060.90
ALMA BANK ASTORIA NY	020080BR7	MBS	36	1.60%	\$ 245,000.00	2/7/2020	2/7/2023	103.454	\$ 253,462.30
MORGAN STANLY PRIVATE BANK	61760A6Q7	MBS	36	1.85%	\$ 245,000.00	1/30/2020	1/30/2023	104.040	\$ 254,898.00
LIVE OAK BANKING CO	538036JZ8	MBS	36	1.55%	\$ 245,000.00	3/6/2020	3/6/2023	103.432	\$ 253,408.40
AXOS BANK	05465DAG3	MBS	36	1.60%	\$ 245,000.00	3/26/2020	3/27/2023	103.630	\$ 253,893.50
DISCOVER BANK GREENWOOD DE	254673GD2	MBS	36	2.00%	\$ 245,000.00	11/8/2017	11/9/2020	100.377	\$ 245,923.65
WELLS FARGO BANK NA SIOUX FALLS SD	949763LD6	MBS	36	2.00%	\$ 245,000.00	11/8/2017	11/9/2020	100.372	\$ 245,911.40
ALLY BANK	02006L6M0	FTN	36	2.00%	\$ 245,000.00	11/9/2017	11/9/2020	100.872	\$ 247,136.40
BMW BANK NA	05580ALB8	FTN	36	2.00%	\$ 245,000.00	11/10/2017	11/10/2020	100.872	\$ 247,136.40
				2.08%	11,715,000.00			102.569479	\$ 12,015,372.55

9/18/2020CD INVESTMENTS COURT

INTEREST EARNED STATEMENT
AUGUST 2020

FUND	FUND NAME	2017	2018	2019	2020 YR TO DATE	CURRENT MONTH
100	GENERAL FUND	241,299.13	466,648.37	587,193.96	285,030.85	2,805.72
200	ROAD & BRIDGE FUND	45,426.58	75,845.46	107,701.21	28,389.61	711.52
700	DEBT SERVICE	5,097.08	10,491.55	16,599.52	5,011.25	113.53
770	CAPITAL PROJECTS	471.42	0.00	0.00	0.00	0.00
	Sub-Total Budgeted Funds	292,294.21	552,985.38	711,494.69	318,431.71	3,630.77
119	CLERK'S ARCHIVE	2307.04	5,551.35	4809.15	1,208.54	45.35
150	TAX SALES	0.00	552.17	552.17	166.51	7.38
240	DRUG COURTS PROGRAM	173.24	256.25	364.14	86.47	2.06
300	CDA PROCESSING FEE	59.85	168.15	113.51	52.80	1.98
310	4-H ACTIVITY CENTER	116.80	120.37	162.21	38.36	1.16
320	AIRPORT DRAFTING	0.00	351.11	351.11	2,413.48	54.92
321	AIRPORT	1122.56	2,244.67	4517.73	0.00	0.00
330	SPECIAL SERVICE	7514.85	9,596.57	9179.04	1,859.71	52.84
338	GCRP 911	0.00	275.60	275.60	419.62	12.66
360	SHERIFF'S FORFEITURE	2052.00	7,251.10	9444.59	2,368.54	72.41
361	SHERIFF'S DONATION	5.80	8.47	6.08	1.37	0.05
362	SHERIFF'S DOJ	2997.98	4,965.25	6544.45	1,586.99	52.11
370	CDA CONTRABAND FORFEIT.	4715.79	10,490.95	14327.42	4,224.33	140.80
371	CDA DOJ EQUITABLE SHARE	9.53	17.69	23.69	5.79	0.19
372	SHERIFF DOT FED FORFEIT	1241.51	1,369.73	2241.60	1,427.61	47.27
380	SHERIFF COMMISSARY	2205.77	3,954.32	5771.00	1,376.75	44.07
390	JUVENILE COMMISSARY	59.50	112.82	155.19	38.57	1.29
410	HEALTH INSURANCE	1713.18	9,542.34	2826.58	440.33	17.19
450	ELECTION ADMINISTRATOR	133.05	255.79	603.90	112.79	0.00
455	HELP AMERICA VOTE GRANT	0.00	0.00	0.00	15.68	5.36
499	TAX ASSESSOR SPECIAL	3661.65	8,572.46	12336.30	1,793.42	83.82
500	HISTORICAL COMMISSION	220.43	406.58	465.73	106.32	3.48
771	LONG TERM RENO RETAIN	0.00	0.00	0.00	17.49	8.17
800	HEALTH DEPT DRAFTING	62.08	179.54	344.06	81.20	7.17
870	FLEXIBLE BENEFIT PLAN	294.02	817.46	1462.81	407.24	14.46
820	HOSPITAL	367951.98	522,103.44	660159.66	190,029.39	10,720.22
820	CMC 125 PLAN	1093.16	2,738.71	3,574.47	837.13	27.44
830	CMC ACCOUNTS PAYABLE	13044.15	19,037.56	21,179.25	5,692.38	190.37
840	CMC PAYROLL	3472.13	6,975.28	8,995.36	2,315.38	63.07
820	CMC MEDICAL PROFESSIONAL	59584.77	79,628.52	150,498.80	26,492.72	299.02
820	CMC HOME HEALTH	1525.34	15,579.84	45,408.24	15,960.69	575.32
820	CMC WEIGHT MGMT	1968.76	6,202.93	9,384.11	2,443.34	79.36
820	CMC NURSING HOMES	9234.03	25,035.19	31,354.07	7,485.84	196.16
950	NAVIGATION DISTRICT	33379.58	85,119.55	145,379.51	42,238.36	1,280.48
950	NAVIG CONSTRUCTION 2012A	0.89	1.98	0.23	0.00	0.00
950	NAVIG. CONSTRUCTION 2015	69060.52	126,550.67	78,476.12	5,810.82	139.02
950	NAVIG 2012A/B INT& SINKING	2899.92	6,909.40	9,613.21	3,026.21	36.97
950	NAVIG. INTEREST & SINKING	29.89	25.76	2.84	0.00	0.00
	TOTAL	886,205.96	1,515,954.95	1,952,398.62	641,013.88	17,914.39