


MINUTES OF COUNTY FINANCES  
TREASURER'S REPORT  
MONTHLY- FEBRUARY 2021

IN THE MATTER OF COUNTY FINANCES  
IN THE HANDS OF SEAN KENNEDY  
TREASURER OF VICTORIA COUNTY, TEXAS

COMMISSIONERS' COURT  
VICTORIA COUNTY, TEXAS  
IN SPECIAL SESSION  
REGULAR TERM MARCH  
2021

IN ACCORDANCE with Section 114.026, Local Government Code, we, the undersigned, constituting the entire Commissioners Court of said County, certify that on the 22nd day of March 2021, at the Special Session of a Regular Term of Court. We compared and examined the monthly report of Sean Kennedy, Treasurer of Victoria County, Texas, for February 2021, and finding the same correct, entered an order in the Minutes approving said Report, which states total cash and investments on hand as \$136,045,449.87

  
Ben Zeller, County Judge


  
Danny Garcia, Commissioner Pct. 1

  
Kevin M. Janak, Commissioner Pct. 2


  
Gary Burns, Commissioner Pct. 3

  
Clint C. Ives, Commissioner Pct. 4

SWORN TO AND SUBSCRIBED BEFORE ME, by Ben Zeller, County Judge, and County Commissioners of said Victoria County, each respectively, on this the 22nd day of March A.D., 2021.

  
Attest: Heidi Easley, County Clerk

FILED FOR RECORD THIS 22 DAY OF MARCH A.D. 2021, and recorded on the 22 day of March, A.D. 2021.

  
Heidi Easley, County Clerk and  
Ex-Officio Clerk of the Commissioners  
Court in and for Victoria County, Texas.

By:   
Deputy

**Shalee John**





**MONTHLY REPORT OF**

SEAN KENNEDY, COUNTY TREASURER

VICTORIA COUNTY, TEXAS

**FOR THE MONTH OF FEBRUARY 2021**

This report is presented for the approval of the Commissioners' Court, in accordance with Vernon's Texas Codes Annotated, Local Government Code, and Section 83.002 (a) (3), and Title 10, Chapter 2256, Government Code (Public Funds Investment Act), and is true and correct to the best of my knowledge and belief, according to the records of this office.

  
SEAN KENNEDY  
COUNTY TREASURER

VICTORIA COUNTY  
INVESTMENTS ON HAND  
FEBRUARY 28, 2021

FUND	INV. NO.	PURCH DATE	PAR AMOUNT	DESCRIPTION	MAT DATE	CALL DATE	NET YIELD	PURCH PRICE	INDIV FND AMOUNT	TOTAL INVESTMENT	MARKET PRICE	MARKET VALUE
<u>VICTORIA COUNTY</u>												
				L.O.G.I.C. POOL			0.101%			2,277,581.08		2,277,581.08
				CERTIFICATE OF DEPOSIT			2.060%			10,245,000.00		10,245,000.00
				CASH ON HAND-COUNTY FUNDS			0.060%			32,374,208.01		32,374,208.01
				<u>TOTAL COUNTY FUNDS</u>						<u>44,896,789.09</u>		<u>44,896,789.09</u>
<u>CITIZENS MEDICAL CENTER</u>												
				L.O.G.I.C. POOL			0.000%			0.00		0.00
				CERTIFICATE OF DEPOSIT			0.000%			0.00		0.00
BANK BALANCE				CMC NURSING HOMES			0.060%			2,178,189.73		2,178,189.73
				CASH ON HAND-CITIZENS MEDICAL CENTER			0.060%			78,232,679.33		78,232,679.33
				<u>TOTAL HOSPITAL FUNDS</u>						<u>80,410,869.06</u>		<u>80,410,869.06</u>
<u>NAVIGATION DISTRICT</u>												
				CASH ON HAND 2015 CONSTRUCTION			0.600%			663,055.18		663,055.18
				CASH ON HAND 2015 INTEREST & SINKING			0.060%			559,262.98		559,262.98
				PROMOTION AND DEVELOPMENT FUND			0.060%			315,308.94		315,308.94
				CASH ON HAND-2012A/B INTEREST/SINKING			0.060%			659,058.97		659,058.97
BANK BALANCE				CASH ON HAND-NAVIGATION DISTRICT			0.060%			8,541,105.65		8,541,105.65
				<u>TOTAL NAVIGATION DIST FUNDS</u>						<u>10,737,791.72</u>		<u>10,737,791.72</u>
<u>SUMMARY TOTAL PORTFOLIO</u>												
				<u>TOTAL COUNTY FUNDS</u>						<u>44,896,789.09</u>	33.0013%	<u>44,896,789.09</u>
				<u>TOTAL HOSPITAL FUNDS</u>						<u>80,410,869.06</u>	59.1059%	<u>80,410,869.06</u>
BANK BALANCE				<u>TOTAL NAVIGATION DISTRICT FUNDS</u>						<u>10,737,791.72</u>	7.8928%	<u>10,737,791.72</u>
				<u>TOTAL FUNDS</u>						<u>136,045,449.87</u>	100.00%	<u>136,045,449.87</u>
				CASH ON HAND - ALL FUNDS						123,522,868.79	90.80%	123,522,868.79
				PLEGGED SECURITIES - ALL FUNDS						153,018,489.29		156,175,371.92
				CERTIFICATES OF DEPOSIT						10,245,000.00	7.53%	10,245,000.00
				MONEY MKT MUTUAL FUNDS						0.00	0.00%	0.00
				L.O.G.I.C. POOL						2,277,581.08	1.67%	2,277,581.08
				GOVERNMENT SECURITIES						0.00	0.00%	0.00
				<u>TOTAL INVESTMENTS</u>						<u>12,522,581.08</u>	9.20%	<u>12,522,581.08</u>
				<u>TOTAL PORTFOLIO INCLUDING CASH</u>						<u>136,045,449.87</u>	100.00%	<u>136,045,449.87</u>

FUND ACCT. NO.	ACCOUNT NAME	CASH	INVESTMENTS
<b>POOLED CASH - APCA</b>			
-----			
001 101-2000	POOLED CASH	31,068,278.75	
001 101-2005	POOLED CASH-PAYROLL	0.00	
TOTAL 001-POOLED CASH - APCA		31,068,278.75	0.00
-----			
<b>GENERAL FUND</b>			
-----			
100 101-2000	CLAIM ON CASH-GENERAL FUND	20,279,634.76	
100 101-3000	VC CREDIT CARD CLEARING ACCT	242,105.10	
100 151-1003	CERTIFICATE OF DEPOSIT		10,245,000.00
100 151-1005	LOCAL GOVT. INVEST. COOP.		2,277,581.08
TOTAL 100-GENERAL FUND		20,521,739.86	12,522,581.08
-----			
<b>EMERGENCY MGMT</b>			
-----			
108 101-2000	CLAIM ON CASH-EMER MGMT	( 157,598.50)	
TOTAL 108-EMERGENCY MGMT		( 157,598.50)	0.00
-----			
<b>LEPC FUND</b>			
-----			
109 101-2000	CLAIM ON CASH-LEPC	11,768.56	
TOTAL 109-LEPC FUND		11,768.56	0.00
-----			
<b>J. P. SPECIAL FUND</b>			
-----			
110 101-2000	CLAIM ON CASH-J.P. SPECIAL FD	304.36	
TOTAL 110-J.P. SPECIAL FUND		304.36	0.00
-----			
<b>COUNTY JURY FUND</b>			
-----			
118 101-2000	CLAIM ON CASH-COUNTY JURY FUND	606.53	
TOTAL 118-COUNTY JURY FUND		606.53	0.00
-----			

## CASH &amp; INVESTMENTS BY FUND

AS OF: FEBRUARY 28TH, 2021      FEBRUARY 28TH, 2021

FUND ACCT. NO.	ACCOUNT NAME	CASH	INVESTMENTS
CO CLERK ARCHIVE FEE FD			
=====			
119 101-2000	CLAIM ON CASH-CO CLK ARCHIVE	301,727.67	
		-----	-----
	TOTAL 119-CO CLERK ARCHIVE FEE FD	301,727.67	0.00
		-----	-----
RECORDS MANAGEMENT FUND			
=====			
120 101-2000	CLAIM ON CASH-RECORD MGMT	107,881.74	
		-----	-----
	TOTAL 120-RECORDS MANAGEMENT FUND	107,881.74	0.00
		-----	-----
COURTHOUSE SECURITY FUND			
=====			
121 101-2000	CLAIM ON CASH-CRTHSE SECURITY	111,852.19	
		-----	-----
	TOTAL 121-COURTHOUSE SECURITY FUND	111,852.19	0.00
		-----	-----
JUSTICE CT BLDG SECURITY			
=====			
122 101-2000	CLAIM ON CASH-JP CRT BLD SECUR	42,076.96	
		-----	-----
	TOTAL 122-JUSTICE CT BLDG SECURITY	42,076.96	0.00
		-----	-----
DIST. CLERK RECORDS MGMT			
=====			
123 101-2000	CLAIM ON CASH-DIST CLK REC MGT	2,276.29	
		-----	-----
	TOTAL 123-DIST. CLERK RECORD MGMT	2,276.29	0.00
		-----	-----
CO CLERK OF THE COURT			
=====			
124 101-2000	CLAIM ON CASH-CO CLERK OF COUR	15,449.67	
		-----	-----
	TOTAL 124-CO CLERK OF THE COURT	15,449.67	0.00
		-----	-----
DIST CLERK OF THE COURT			
=====			
125 101-2000	CLAIM ON CASH-DIST CLERK OF CRT	1,269.20	
		-----	-----
	TOTAL 125-DIST CLERK OF THE COURT	1,269.20	0.00
		-----	-----

CASH &amp; INVESTMENTS BY FUND

AS OF: FEBRUARY 28TH, 2021 FEBRUARY 28TH, 2021

FUND ACCT. NO.	ACCOUNT NAME	CASH	INVESTMENTS
<b>COURT REPORTER SERVICE</b>			
-----			
126 101-2000	CLAIM ON CASH-CRT REPORTER SRV	0.00	
		-----	-----
TOTAL 126-COURT REPORTER SERVICE		0.00	0.00
		-----	-----
<b>CDBG-DR LOCAL BUYOUT</b>			
-----			
128 101-2000	CLAIM ON CASH-CDBG-DR LOCAL BU	0.00	
		-----	-----
TOTAL 128-CDBG-DR LOCAL BUYOUT		0.00	0.00
		-----	-----
<b>PATRIOT PARK DONATION FD</b>			
-----			
140 101-2000	CLAIM ON CASH-PATRIOT PRK DON	3,001.56	
		-----	-----
TOTAL 140-PATRIOT PARK DONATION FD		3,001.56	0.00
		-----	-----
<b>SHERIFF'S SPECIAL FUND</b>			
-----			
150 101-2000	CLAIM ON CASH-SHERIFFS SPECIAL	0.00	
150 101-3000	PROPERTY TAX SALE ACCOUNT	113,070.67	
		-----	-----
TOTAL 150-SHERIFF'S SPECIAL FUND		113,070.67	0.00
		-----	-----
<b>CONSTABLE'S SPECIAL FUND</b>			
-----			
155 101-2000	CLAIM ON CASH-CONSTABLES SPEC	5,067.79	
		-----	-----
TOTAL 155-CONSTABLE'S SPECIAL FUND		5,067.79	0.00
		-----	-----
<b>CLERK'S SPECIAL FUND</b>			
-----			
160 101-2000	CLAIM ON CASH-CLERKS SPECIAL	0.00	
		-----	-----
TOTAL 160-CLERK'S SPECIAL FUND		0.00	0.00
		-----	-----
<b>DR-4586 2021 WINTER WEATH</b>			
-----			
191 101-2000	CLAIM ON CASH-DR-4586 2021 WIN	0.00	
		-----	-----
TOTAL 191-DR-4586 2021 WINTER WEATH		0.00	0.00
		-----	-----

CASH &amp; INVESTMENTS BY FUND

AS OF: FEBRUARY 28TH, 2021 FEBRUARY 28TH, 2021

FUND ACCT. NO.	ACCOUNT NAME	CASH	INVESTMENTS
<b>COVID19</b>			
=====			
192 101-2000	CLAIM ON CASH-COVID19	838,280.54	
		-----	-----
TOTAL 192-COVID19		838,280.54	0.00
		-----	-----
<b>GULF/MEXICO ENERGY SEC</b>			
=====			
195 101-2000	CLAIM ON CASH-GULF MEXICO ENGY	227,836.50	
		-----	-----
TOTAL 195-GULF/MEXICO ENERGY SEC.		227,836.50	0.00
		-----	-----
<b>FEMA HAZARD MIT FUND</b>			
=====			
197 101-2000	CLAIM ON CASH-FEMA HAZARD MIT	0.00	
		-----	-----
TOTAL 197- FEMA HAZARD MIT. FD		0.00	0.00
		-----	-----
<b>HURRICANE HARVEY DR#4332</b>			
=====			
198 101-2000	CLAIM ON CASH-HURRICANE HARVEY	29,062.13	
198 101-3000	CLAIM ON CASH/GRANT FUND	0.00	
		-----	-----
TOTAL 198-HURRICANE HARVEY DR#4332		29,062.13	0.00
		-----	-----
<b>TXDOT MCCOY RD RECONST</b>			
=====			
199 101-2000	CLAIM ON CASH-TXDOT MCCOY RD	0.00	
		-----	-----
TOTAL 199-TXDOT MCCOY RD RECONST		0.00	0.00
		-----	-----
<b>ROAD AND BRIDGE FUND/PCT</b>			
=====			
201 101-2000	CLAIM ON CASH-R&B PCT #1	1,122,562.50	
		-----	-----
TOTAL 201-ROAD & BRIDGE FUND PCT 1		1,122,562.50	0.00
		-----	-----
<b>ROAD AND BRIDGE FUND/PCT</b>			
=====			
202 101-2000	CLAIM ON CASH-R&B PCT #2	1,464,384.51	
		-----	-----
TOTAL 202-ROAD & BRIDGE FUND PCT 2		1,464,384.51	0.00
		-----	-----

CASH &amp; INVESTMENTS BY FUND

AS OF: FEBRUARY 28TH, 2021 FEBRUARY 28TH, 2021

FUND ACCT. NO.	ACCOUNT NAME	CASH	INVESTMENTS
ROAD AND BRIDGE FUND/PCT			
=====			
203 101-2000	CLAIM ON CASH-R&B PCT #3	1,885,363.62	
		-----	-----
	TOTAL 203-ROAD & BRIDGE FUND PCT 3	1,885,363.62	0.00
		-----	-----
ROAD AND BRIDGE FUND/PCT			
=====			
204 101-2000	CLAIM ON CASH-R&B PCT #4	1,420,591.35	
		-----	-----
	TOTAL 204-ROAD & BRIDGE FUND PCT 4	1,420,591.35	0.00
		-----	-----
CTIF GRANT FUND			
=====			
210 101-2000	CLAIM ON CASH-CTIF	0.00	
		-----	-----
	TOTAL 210-CTIF GRANT FUND	0.00	0.00
		-----	-----
CAPITAL CREDITS FUND			
=====			
215 101-2000	CLAIM ON CASH-CAPITAL CREDITS	140,934.46	
		-----	-----
	TOTAL 215-CAPITAL CREDITS FUND	140,934.46	0.00
		-----	-----
JUVENILE RESTITUTION			
=====			
221 101-2000	CLAIM ON CASH-JUVEN.RESTITUT.	18.86	
		-----	-----
	TOTAL 221-JUVENILE RESTITUTION	18.86	0.00
		-----	-----
JUVENILE PROBATION FUND			
=====			
231 101-2000	CLAIM ON CASH-JUVEN PROBATION	( 117,511.59)	
		-----	-----
	TOTAL 231-JUVENILE PROBATION FD	( 117,511.59)	0.00
		-----	-----
DRUG COURTS PROGRAMS			
=====			
240 101-2000	CLAIM ON CASH-DRUG CRT PROG	3,267.19	
		-----	-----
	TOTAL 240-DRUG COURTS PROGRAM	3,267.19	0.00
		-----	-----



CASH &amp; INVESTMENTS BY FUND

AS OF: FEBRUARY 28TH, 2021      FEBRUARY 28TH, 2021

FUND ACCT. NO.	ACCOUNT NAME	CASH	INVESTMENTS
<b>24TH JUDICIAL DIST PROB</b>			
=====			
241 101-2000	CLAIM ON CASH-24 JUD DIST PROB	0.00	
		-----	-----
TOTAL 241-24TH JUDICIAL DIST. PROB		0.00	0.00
		-----	-----
<b>COUNTY SPECIALTY COURT</b>			
=====			
245 101-2000	CLAIM ON CASH-CNTY SPECIALTY	8,518.09	
		-----	-----
TOTAL 245-COUNTY SPECIALTY COURT		8,518.09	0.00
		-----	-----
<b>LOCAL TRUANCY PREVENTION</b>			
=====			
280 101-2000	CLAIM ON CASH-LOCAL TRUANCY	9,432.82	
		-----	-----
TOTAL 280-LOCAL TRUANCY PREVENTIONS		9,432.82	0.00
		-----	-----
<b>JUSTICE TECHNOLOGY FUND</b>			
=====			
281 101-2000	CLAIM ON CASH-JUSTICE TECH.	6,429.36	
		-----	-----
TOTAL 281-JUSTICE TECHNOLOGY FD.		6,429.36	0.00
		-----	-----
<b>FAMILY PROTECTION FEE FD</b>			
=====			
282 101-2000	CLAIM ON CASH-FAM PROTECT FEE	1,213.37	
		-----	-----
TOTAL 282-FAMILY PROTECTION FEE FD		1,213.37	0.00
		-----	-----
<b>CO/DIST TECHNOLOGY FD</b>			
=====			
283 101-2000	CLAIM ON CASH-CO/DIST TECHNOL	28,093.70	
		-----	-----
TOTAL 283-CO/DIST TECHNOLOGY FD		28,093.70	0.00
		-----	-----
<b>CHILD ABUSE PREVENTION</b>			
=====			
286 101-2000	CLAIM ON CASH-CHILD ABUSE PRV	109.37	
		-----	-----
TOTAL 286-CHILD ABUSE PREVENTION		109.37	0.00
		-----	-----

CASH &amp; INVESTMENTS BY FUND

AS OF: FEBRUARY 28TH, 2021 FEBRUARY 28TH, 2021

FUND ACCT. NO.	ACCOUNT NAME	CASH	INVESTMENTS
<b>CDA PROCESSING FEE FUND</b>			
-----			
300 101-2000	CLAIM ON CASH-CDA PROCESS FEE	21,168.83	
		-----	-----
	TOTAL 300-CDA PROCESSING FEE FUND	21,168.83	0.00
		-----	-----
<b>BOND FORFEITURE COMM</b>			
-----			
301 101-2000	CLAIM ON CASH-BOND FORFEITURE	34,720.32	
		-----	-----
	TOTAL 301-BOND FORFEITURE COMM	34,720.32	0.00
		-----	-----
<b>CDA STATE JUDICIARY FUND</b>			
-----			
302 101-2000	CLAIM ON CASH-CDA STATE JUD.	( 36.17)	
		-----	-----
	TOTAL 302-CDA STATE JUDICIARY FUND	( 36.17)	0.00
		-----	-----
<b>PRETRIAL INTERVENTION</b>			
-----			
303 101-2000	CLAIM ON CASH-PRETRIAL INTERV	41,187.84	
		-----	-----
	TOTAL 303-PRETRIAL INTERVENTION	41,187.84	0.00
		-----	-----
<b>CDA VICTIMS ASSISTANCE GR</b>			
-----			
305 101-2000	CLAIM ON CASH-CDA VICTIMS ASST	( 20,643.52)	
		-----	-----
	TOTAL 305-CDA VICTIMS ASSIST GRANT	( 20,643.52)	0.00
		-----	-----
<b>VICTIM COORD/LIASON GNT</b>			
-----			
306 101-2000	CLAIM ON CASH-SO VICT COORD	( 15,393.26)	
		-----	-----
	TOTAL 306-VICTIM COORD/LIASON GNT	( 15,393.26)	0.00
		-----	-----
<b>SCAAP PROGRAM</b>			
-----			
307 101-2000	CLAIM ON CASH-SCAAP PROGRAM	0.00	
		-----	-----
	TOTAL 307-SCAAP PROGRAM	0.00	0.00
		-----	-----

CASH &amp; INVESTMENTS BY FUND

AS OF: FEBRUARY 28TH, 2021 FEBRUARY 28TH, 2021

FUND ACCT. NO.	ACCOUNT NAME	CASH	INVESTMENTS
<b>TEXAS VINE GRANT</b>			
=====			
308 101-2000	CLAIM ON CASH-TX VINE GRANT	0.00	
TOTAL 308-TEXAS VINE GRANT		0.00	0.00
-----			
<b>4/H ACTIVITY CENTER</b>			
=====			
310 101-2000	CLAIM ON CASH-4/H ACTIVITY CNT	6,189.01	
TOTAL 310-4/H ACTIVITY CENTER		6,189.01	0.00
-----			
<b>AIRPORT FUND</b>			
=====			
321 101-2000	CLAIM ON CASH-AIRPORT FUND	236,788.61	
321 101-3000	CASH IN BANK/AIRPORT DRAFTING	574,498.63	
321 151-1000	TREASURY BILLS		0.00
321 151-1001	TEXPOOL INVESTMENTS		0.00
321 151-1005	LOCAL GOVT. INVEST COOP		0.00
TOTAL 321-AIRPORT FUND		811,287.24	0.00
-----			
<b>AIRPORT GRANT FUND</b>			
=====			
322 101-2000	CLAIM ON CASH-AIRPORT GRANT	0.00	
TOTAL 322-AIRPORT GRANT FUND		0.00	0.00
-----			
<b>AIRPORT CAPITAL PROJECTS</b>			
=====			
323 101-2000	CLAIM ON CASH-AIRP CAPITAL PRO	292,077.25	
TOTAL 323-AIRPORT CAPITAL PROJECTS		292,077.25	0.00
-----			
<b>SPECIAL SERVICE FUND</b>			
=====			
330 101-2000	CLAIM ON CASH-SPECIAL SERVICE	544,094.31	
TOTAL 330-SPECIAL SERVICE FUND		544,094.31	0.00
-----			

CASH &amp; INVESTMENTS BY FUND

AS OF: FEBRUARY 28TH, 2021      FEBRUARY 28TH, 2021

FUND ACCT. NO.	ACCOUNT NAME	CASH	INVESTMENTS
<b>JAG-REG TASK FORCE APPREH</b>			
=====			
331 101-2000	CLAIM ON CASH-JAG REG TASK FOR	0.00	
		-----	-----
	TOTAL 331-JAG-REG TASK FORCE APPREH	0.00	0.00
		-----	-----
<b>OOG FY 2020 CESF</b>			
=====			
332 101-2000	CLAIM ON CASH-OOG FY2020 CESF	( 5,885.80)	
		-----	-----
	TOTAL 332-OOG FY 2020 CESF	( 5,885.80)	0.00
		-----	-----
<b>BJA FY 2020 CESF</b>			
=====			
333 101-2000	CLAIM ON CASH-BJA FY 2020 CESF	0.00	
		-----	-----
	TOTAL 333-BJA FY 2020 CESF	0.00	0.00
		-----	-----
<b>STONEGARDEN GRANT</b>			
=====			
336 101-2000	CLAIM ON CASH-STONEGARDEN GNT	( 266,767.62)	
		-----	-----
	TOTAL 336-STONEGARDEN 2010SST0-0008	( 266,767.62)	0.00
		-----	-----
<b>JAG-LESS LETHAL FORCE</b>			
=====			
337 101-2000	CLAIM ON CASH-JAG LESS LETHAL	0.00	
		-----	-----
	TOTAL 337-JAG-LESS LETHAL FORCE	0.00	0.00
		-----	-----
<b>CLICK IT OR TICKET</b>			
=====			
338 101-2000	CLAIM ON CASH-GCRPC 9-1-1	97,804.61	
		-----	-----
	TOTAL 338-GCRPC - 9-1-1 ALLOCATION	97,804.61	0.00
		-----	-----
<b>BYRNE JAG PROGRAM</b>			
=====			
339 101-2000	CLAIM ON CASH-BYRNE JAG PROG	9,555.00	
		-----	-----
	TOTAL 339- BYRNE JAG PROGRAM	9,555.00	0.00
		-----	-----

CASH &amp; INVESTMENTS BY FUND

AS OF: FEBRUARY 28TH, 2021      FEBRUARY 28TH, 2021

FUND ACCT. NO.	ACCOUNT NAME	CASH	INVESTMENTS
<b>HIGH INTENSITY DRUG TRAF</b>			
=====			
340 101-2000	CLAIM ON CASH-HIGH INTENSITY	( 36,585.47)	
		-----	-----
	TOTAL 340-HIGH INTENSITY DRUG TRAFF	( 36,585.47)	0.00
		-----	-----
<b>GCRPC SOLID WASTE GRANT</b>			
=====			
341 101-2000	CLAIM ON CASH-GCRPC SOLID WAST	0.00	
		-----	-----
	TOTAL 341-GCRPC SOLID WASTE GRNT	0.00	0.00
		-----	-----
<b>RIFLE REST BODY ARM GNT</b>			
=====			
343 101-2000	CLAIM ON CASH-RIFLE RESIT BODY	0.00	
		-----	-----
	TOTAL 343-RIFLE RESIT BODY ARMOR GN	0.00	0.00
		-----	-----
<b>FIREFIGHTERS GRANT</b>			
=====			
344 101-2000	CLAIM ON CASH-FIREFIGHTERS GNT	0.00	
		-----	-----
	TOTAL 344-FIREFIGHTERS GRANT	0.00	0.00
		-----	-----
<b>FERAL HOG GRANT</b>			
=====			
345 101-2000	CLAIM ON CASH-FERAL HOG GRANT	0.00	
		-----	-----
	TOTAL 345-FERAL HOG GRANT	0.00	0.00
		-----	-----
<b>TXCDBG WCID1 BLOOMINGTON</b>			
=====			
346 101-2000	CLAIM ON CASH-WCID1 BLOOMING	0.00	
		-----	-----
	TOTAL 346-TXCDBG GNT-WCID1 BLOOM.	0.00	0.00
		-----	-----
<b>TXCDBG WCID2 PLACEDO</b>			
=====			
347 101-2000	CLAIM ON CASH-WCID2 PLACEDO	13,750.00	
		-----	-----
	TOTAL 347-TXCDBG GNT- WCID2 PLACEDO	13,750.00	0.00
		-----	-----

CASH & INVESTMENTS BY FUND

AS OF: FEBRUARY 28TH, 2021 FEBRUARY 28TH, 2021

FUND ACCT. NO.	ACCOUNT NAME	CASH	INVESTMENTS
<b>CDBG HURRICANE HARVEY DR</b>			
=====			
348 101-2000	CLAIM ON CASH-CDBG HUR HARVEY	0.00	
		-----	-----
TOTAL 348-CDBG HURRICANE HARVEY DR		0.00	0.00
		-----	-----
<b>STATE FEE ACCOUNT</b>			
=====			
350 101-2000	CLAIM ON CASH-STATE FEE FD	118,223.81	
		-----	-----
TOTAL 350-STATE FEE ACCOUNT		118,223.81	0.00
		-----	-----
<b>PESC MENTAL HEALTH DEPUTY</b>			
=====			
355 101-2000	CLAIM ON CASH-PESC MENTAL HLTH	0.00	
		-----	-----
TOTAL 355-PESC MENTAL HEALTH DEPUTY		0.00	0.00
		-----	-----
<b>MENTAL HLTH PEACE OFF FD</b>			
=====			
356 101-2000	CLAIM ON CASH-MENTAL SO/GB	( 53,870.45)	
		-----	-----
TOTAL 356-MENTAL HEALTH PEACE OFF		( 53,870.45)	0.00
		-----	-----
<b>BISD SCHOOL RESOURCE OFF</b>			
=====			
358 101-2000	CLAIM ON CASH-BISD SCHL RESOUR	( 11,548.00)	
		-----	-----
TOTAL 358-BISD SCHOOL RESOURCE OFF		( 11,548.00)	0.00
		-----	-----
<b>SHERIFF'S FORFEITURE FD</b>			
=====			
360 101-2000	CLAIM ON CASH-SHERIFF FORFEIT	377,866.37	
360 151-1001	TEXPOOL INVESTMENTS		0.00
360 151-1005	LOCAL GOVT. INVEST. COOP.		0.00
		-----	-----
TOTAL 360-SHERIFF'S FORFEITURE FUND		377,866.37	0.00
		-----	-----
<b>SHERIFF'S DONATION FUND</b>			
=====			
361 101-2000	CLAIM ON CASH-SHERIFF DONATION	260.70	
		-----	-----
TOTAL 361-SHERIFF'S DONATION FUND		260.70	0.00
		-----	-----

CASH &amp; INVESTMENTS BY FUND

AS OF: FEBRUARY 28TH, 2021      FEBRUARY 28TH, 2021

FUND ACCT. NO.	ACCOUNT NAME	CASH	INVESTMENTS
<b>SHER DOJ FEDERAL FORFEIT</b>			
=====			
362 101-2000	CLAIM ON CASH-SO DOJ FED FORFE	171,871.86	
		-----	-----
	TOTAL 362-SHERIFF DOJ FED. FORFEIT.	171,871.86	0.00
		-----	-----
<b>CDA CONTRABAND FORFEITURE</b>			
=====			
370 101-2000	CLAIM ON CASH-CDA CONTRA FORF	857,366.96	
370 151-1005	LOCAL GOVT. INVEST. COOP.		0.00
		-----	-----
	TOTAL 370-CDA CONTRABAND FORFEITURE	857,366.96	0.00
		-----	-----
<b>CDA DOJ EQUITABLE SHARE</b>			
=====			
371 101-2000	CLAIM ON CASH-CDA DOJ EQUIT	1,103.58	
		-----	-----
	TOTAL 371-CDA DOJ EQUITABLE SHARE	1,103.58	0.00
		-----	-----
<b>SHERIFF DOT FEDERAL FORF</b>			
=====			
372 101-2000	CLAIM ON CASH-SO DOT FED FORF.	271,186.68	
		-----	-----
	TOTAL 372-SHERIFF DOT FEDERAL FORF	271,186.68	0.00
		-----	-----
<b>SHERIFF COMMISSARY FUND</b>			
=====			
380 101-2000	CLAIM ON CASH-SHER. COMMISSARY	358,362.57	
		-----	-----
	TOTAL 380-SHERIFF COMMISSARY FUND	358,362.57	0.00
		-----	-----
<b>JUVENILE COMMISSARY FUND</b>			
=====			
390 101-2000	CLAIM ON CASH-JUV COMMISSARY	7,484.15	
		-----	-----
	TOTAL 390-JUVENILE COMMISSARY FUND	7,484.15	0.00
		-----	-----
<b>NATIONAL SCHOOL LUNCH PRG</b>			
=====			
392 101-2000	CLAIM ON CASH-NSLP	( 18,805.71)	
		-----	-----
	TOTAL 392-NATIONAL SCHOOL LUNCH PRG	( 18,805.71)	0.00
		-----	-----

## CASH &amp; INVESTMENTS BY FUND

AS OF: FEBRUARY 28TH, 2021      FEBRUARY 28TH, 2021

FUND ACCT. NO.	ACCOUNT NAME	CASH	INVESTMENTS
<b>VISD SRO REIMBURSEMENT</b>			
-----			
395 101-2000	CLAIM ON CASH-VISD SRO REIMB	( 58,523.10)	
		-----	-----
	TOTAL 395-VISD SRO REIMBURSEMENT	( 58,523.10)	0.00
		-----	-----
<b>HEALTH INSURANCE FUND</b>			
-----			
410 101-2000	CLAIM ON CASH-HEALTH INSUR	( 316,916.90)	
410 101-3000	CASH IN BANK/BOON CHAPMAN	14.45	
		-----	-----
	TOTAL 410-HEALTH INSURANCE FUND	( 316,902.45)	0.00
		-----	-----
<b>EMPLOYEE BENEFIT FUND</b>			
-----			
420 101-2000	CLAIM ON CASH-EMPLOYEE BENEF	5,786.86	
		-----	-----
	TOTAL 420-EMPLOYEE BENEFIT FUND	5,786.86	0.00
		-----	-----
<b>ELECTIONS ADM SPECIAL</b>			
-----			
450 101-2000	CLAIM ON CASH-ELECT ADM SPEC	18,223.70	
		-----	-----
	TOTAL 450-ELECTIONS ADM SPECIAL	18,223.70	0.00
		-----	-----
<b>HAVA ELCTN SECURITY GRANT</b>			
-----			
454 101-2000	CLAIM ON CASH-HAVA ELECTN SECU	19,708.58	
		-----	-----
	TOTAL 454-HAVA ELECTN SECURITY GRNT	19,708.58	0.00
		-----	-----
<b>HELP AMERICA VOTE GRANT</b>			
-----			
455 101-2000	CLAIM ON CASH-HELP AMER VOTE	11,400.73	
		-----	-----
	TOTAL 455-HELP AMERICA VOTE GRANT	11,400.73	0.00
		-----	-----
<b>CTCL GRANT</b>			
-----			
456 101-2000	CLAIM ON CASH-CTCL GRANT	0.00	
		-----	-----
	TOTAL 456-CTCL GRANT	0.00	0.00
		-----	-----



## CASH &amp; INVESTMENTS BY FUND

AS OF: FEBRUARY 28TH, 2021      FEBRUARY 28TH, 2021

FUND ACCT. NO.	ACCOUNT NAME	CASH	INVESTMENTS
<b>ELECTIONS CHAPTER 19</b>			
=====			
457 101-2000	CLAIM ON CASH-ELECT CHAPT 19	839.90	
		-----	-----
TOTAL 457-ELECTIONS CHAPTER 19 FD		839.90	0.00
		-----	-----
<b>TAX ASSESSOR SPECIAL</b>			
=====			
499 101-3000	SPECIAL INVENTORY ACCT.	77,450.30	
		-----	-----
TOTAL 499-TAX ASSESSOR SPECIAL		77,450.30	0.00
		-----	-----
<b>HISTORICAL COMMISSION</b>			
=====			
500 101-2000	CLAIM ON CASH-HISTORICAL COMM	19,720.67	
		-----	-----
TOTAL 500-HISTORICAL COMMISSION		19,720.67	0.00
		-----	-----
<b>CHILD WELFARE BOARD</b>			
=====			
515 101-2000	CLAIM ON CASH-CHILD WELFARE BD	11,943.08	
		-----	-----
TOTAL 515-CHILD WELFARE BOARD		11,943.08	0.00
		-----	-----
<b>REBUILD TEXAS FUND</b>			
=====			
550 101-2000	CLAIM ON CASH-REBUILD TX FUND	59,042.98	
		-----	-----
TOTAL 550-REBUILD TEXAS FUND		59,042.98	0.00
		-----	-----
<b>DEBT SERVICE</b>			
=====			
700 101-2000	CLAIM ON CASH-DEBT SERVICE	756,834.39	
		-----	-----
TOTAL 700-DEBT SERVICE		756,834.39	0.00
		-----	-----
<b>LAW LIBRARY FUND</b>			
=====			
720 101-2000	CLAIM ON CASH-LAW LIBRARY FD	55,177.41	
		-----	-----
TOTAL 720-LAW LIBRARY FUND		55,177.41	0.00
		-----	-----

CASH & INVESTMENTS BY FUND

AS OF: FEBRUARY 28TH, 2021 FEBRUARY 28TH, 2021

FUND ACCT. NO.	ACCOUNT NAME	CASH	INVESTMENTS
<b>LTR GRP RENOVATN RETAIN</b>			
-----			
771 101-2000	CLAIM ON CASH-LTR GRP RETAIN	5.90	
		-----	-----
TOTAL 771-LTR GRP RENOVATN RETAIN		5.90	0.00
		-----	-----
<b>VICTORIA HEALTH DEPT</b>			
-----			
800 101-2000	CLAIM ON CASH-HEALTH DEPT	( 483,673.94)	
800 101-3000	CASH IN BANK/HLTH 340B DRAFT.	206,977.48	
		-----	-----
TOTAL 800-VICTORIA HEALTH DEPT.		( 276,696.46)	0.00
		-----	-----
<b>TX A&amp;M UNIV HLTH SCIENCE</b>			
-----			
801 101-2000	CLAIM ON CASH-TX A&M HLTH SCI	5,628.25	
		-----	-----
TOTAL 801-TX A&M UNIV HLTH SCIENCE		5,628.25	0.00
		-----	-----
<b>MEDICAID ADM CLAIM FD</b>			
-----			
802 101-2000	CLAIM ON CASH-MEDICAID ADM CLM	52,519.24	
		-----	-----
TOTAL 802-MEDICAID ADM CLAIMS FD		52,519.24	0.00
		-----	-----
<b>TEXAS HOME VISITING GNT</b>			
-----			
803 101-2000	CLAIM ON CASH-TX HOME VISITING	( 47,072.76)	
		-----	-----
TOTAL 803-TEXAS HOME VISITING GRANT		( 47,072.76)	0.00
		-----	-----
<b>HOGG FOUNDATION GRANT</b>			
-----			
804 101-2000	CLAIM ON CASH-HOGG FOUNDAT.	87,837.98	
		-----	-----
TOTAL 804-HOGG FOUNDATION GNT		87,837.98	0.00
		-----	-----
<b>HURRICANE PUBLIC HLTH GNT</b>			
-----			
805 101-2000	CLAIM ON CASH-HURRICANE PUBLIC	0.00	
		-----	-----
TOTAL 805-HURRICANE PUBLIC HLTH GNT		0.00	0.00
		-----	-----

FUND ACCT. NO.	ACCOUNT NAME	CASH	INVESTMENTS
<b>AMERICARES</b>			
806 101-2000	CLAIM ON CASH-AMERICARES	0.00	
TOTAL 806-AMERICARES		0.00	0.00
<b>VICTORIA WIC PROGRAM</b>			
810 101-2000	CLAIM ON CASH-WIC PROGRAM	( 38,722.50)	
TOTAL 810-VICTORIA WIC PROGRAM		( 38,722.50)	0.00
<b>NAVARRO PROJECT FUND</b>			
845 101-2000	CLAIM ON CASH-NAVARRO LEASE	0.00	
845 101-3000	CASH/BK NY/INTEREST	0.00	
845 101-3001	CASH/BK NY/PRINCIPAL	0.00	
845 101-3002	CASH/BK NY/PROJECT	0.00	
845 101-3003	CASH/BK NY/RESERVE (2017)	0.00	
845 151-1001	MONEY MARKET MUTUAL FDS		0.00
845 151-1002	GOVERNMENT SECURITIES		0.00
845 151-1006	INVESTORS CASH TRUST		0.00
TOTAL 845-NAVARRO PROJECT FUND		0.00	0.00
<b>FLEXIBLE BENEFITS PLAN</b>			
870 101-2000	CASH-FLEX BEN-DENTAL, LIFE, VSN	25,511.31	
870 101-3000	CASH IN BANK/PROSPERITY BANK	91,812.63	
TOTAL 870-FLEXIBLE BENEFITS PLAN		117,323.94	0.00
<b>LEOSE FUND</b>			
880 101-2000	CLAIM ON CASH-LEOSE FUND	57,574.95	
TOTAL 880-LEOSE FUND		57,574.95	0.00
TOTAL CASH AND INVESTMENTS		63,442,486.76	12,522,581.08
*** END OF REPORT ***			
Pooled Cash		(31,068,278.75)	12,522,581.08
		<u>32,374,208.01</u>	<u>12,522,581.08</u>

FUND ACCT. NO.	ACCOUNT NAME	CASH	INVESTMENTS
VICTORIA COUNTY HOSPITAL			
820 101-1000	HOSPITAL FUND	56,147,539.48	
820 101-2004	CMC 125 PLAN	170,954.76	
820 101-2010	CMC BONDS 2019	9,186,163.75	
820 101-3000	CMC ACCTS PAYABLE	( 307,342.31)	
820 101-4000	CMC PAYROLL	( 2,076.59)	
820 101-4100	CMC MEDICAL PROFESS #214125768	100.00	
820 101-4105	CMC MEDICAL PROFESS #217301213	8,142,838.74	
820 101-4200	CMC WEIGHT MANAGEMENT CNTR	523,473.78	
820 101-4300	CMC HOME HEALTH AGENCY	4,371,027.72	
820 101-5001	ARBORETUM NURSE /REHAB/WINNIE	0.00	
820 101-5002	MATAGORDA NURSING & REHAB	46,392.56	
820 101-5003	TWIN PINES NURSING & REHAB	409,084.59	
820 101-5004	SHADY OAKS NURSING & REHAB	196,738.08	
820 101-5005	AMISTAD NURSING & REHAB	0.00	
820 101-5006	GANADO NURSING & REHAB	153,621.86	
820 101-5007	CUERO NURSING & REHAB	2,875.00	
820 101-5008	STEVENS NURSE & REHAB/HALLETTS	0.00	
820 101-5009	PORT LAVACA NURSING & REHAB	644.00	
820 101-5010	SOUTHBROOKE NURSING & REHAB	1,720.00	
820 101-5011	WHARTON NURSING & REHAB	5,847.85	
820 101-5012	YOAKUM NURSING & REHAB	0.00	
820 101-5100	CUERO NURSING & REHAB-HUD	249,402.28	
820 101-5105	STEVENS NURSE & REHAB-HUD	369,500.75	
820 101-5110	PORT LAVACA NURSE & REHAB-HUD	273,440.13	
820 101-5115	SOUTHBROOKE NURSE&REHAB-HUD	210,251.98	
820 101-5120	WHARTON NURSING& REHAB-HUD	177,117.06	
820 101-5125	YOAKUM NURSING & REHAB-HUD	40,307.83	
820 101-5130	MATAGORDA NURSING & REHAB-HUD	32,934.67	
820 101-5135	TWIN PINES NURSING & REHAB-HUD	4,411.03	
820 101-5140	GANADO NURSING & REHAB-HUD	3,900.06	
820 151-1004	CERTIFICATES OF DEPOSIT		0.00
820 151-1005	LOCAL GOVT. INVEST. COOP.		0.00
TOTAL 820-VICTORIA COUNTY HOSPITAL		80,410,869.06	0.00
TOTAL CASH AND INVESTMENTS		80,410,869.06	0.00

\*\*\* END OF REPORT \*\*\*

## CD INVESTMENTS GENERAL FUND

PERIOD ENDING 2/28/2021

ISSUER	CUSIP	BROKER	TERM	% EARN	BOOK VALUE	SETTLE	MATURE	MKT PRICE	MARKET VALUE
KESSLER FEDERAL CREDIT UNION	49254FAJ5	MBS	30	3.00%	\$ 245,000.00	1/31/2019	7/30/2021	101.247	\$ 248,055.15
KERN SCHOOL FEDERAL CREDIT UNION	49228XAA8	MBS	36	2.80%	\$ 245,000.00	2/27/2019	2/28/2022	102.764	\$ 251,771.80
MORGAN STANLY PRIVATE BANK NATIONAL ASSN	61760AWX3	MBS	36	2.75%	\$ 245,000.00	3/7/2019	3/7/2022	102.764	\$ 251,771.80
GOLDMAN SACHS	38148P4N4	MBS	36	2.90%	\$ 245,000.00	1/30/2019	1/31/2022	102.651	\$ 251,494.95
MEDALLION BANK SALT LAKE CITY UT	58404DDP3	MBS	36	2.70%	\$ 245,000.00	3/22/2019	3/22/2022	102.819	\$ 251,906.55
AMERICAS CREDIT UNION DUPONT WA	03065AAG8	MBS	24	2.70%	\$ 245,000.00	3/29/2019	3/29/2021	100.237	\$ 245,580.65
UNIV OF IOWA CMNTY CREDIT UNION N LIBERTY IA	91435LAY3	MBS	24	2.50%	\$ 245,000.00	5/15/2019	5/14/2021	100.519	\$ 246,271.55
SIGNAT BANK ARKANSAS FAYETTEVILLE	82669JL8	MBS	36	2.50%	\$ 245,000.00	5/17/2019	5/17/2022	102.899	\$ 252,102.55
BANK OF NEW ENGLAND SALEM NH	06426KBB3	MBS	36	2.45%	\$ 245,000.00	5/23/2019	5/23/2022	102.936	\$ 252,193.20
TIAA FSB JACKSONVILLE FL	87270LCE1	MBS	36	2.50%	\$ 245,000.00	5/17/2019	5/17/2022	102.966	\$ 252,266.70
CAPITAL ONE BANK USA NATL ASSN GLEN ALLEN CA	14042TAN7	MBS	35	2.45%	\$ 200,000.00	6/10/2019	5/23/2022	102.942	\$ 205,884.00
UBS BANK USA SALT LAKE CITY UT	90348BJLQ1	MBS	24	2.45%	\$ 245,000.00	6/10/2019	6/7/2021	100.662	\$ 246,621.90
VERUS BANK COMMERCE FT COLLINS CO	92535LCG7	MBS	24	2.20%	\$ 245,000.00	6/28/2019	6/28/2021	100.731	\$ 246,790.95
BAR HARBOR BK&TR ME	066851WU6	MBS	24	2.05%	\$ 245,000.00	6/28/2019	6/28/2021	100.680	\$ 246,666.00
LUANA SAVINGS BANK IOWA	549104GV3	MBS	36	2.20%	\$ 245,000.00	6/21/2019	6/21/2022	102.793	\$ 251,842.85
BALBOA THRIFT & LOAN ASSN CHULA VISTA CA	05765LAX5	MBS	36	2.00%	\$ 245,000.00	7/19/2019	7/18/2022	102.658	\$ 251,512.10
UNITED BANKERS BANK BLOOMINGTON MN	909557JE1	MBS	30	2.00%	\$ 245,000.00	7/24/2019	1/24/2022	101.765	\$ 249,324.25
1ST SOURCE BANK SOUTH BEND IN	33646CLH5	MBS	35	2.00%	\$ 245,000.00	7/11/2019	6/13/2022	102.495	\$ 251,112.75
BARCLAYS BANK DEL RETAIL	06740KNF0	MBS	24	2.00%	\$ 245,000.00	7/19/2019	7/17/2021	100.776	\$ 246,901.20
HANMI BANK LOS ANGELES CA	410493ELO	MBS	36	2.00%	\$ 245,000.00	7/19/2019	7/19/2022	102.658	\$ 251,512.10
CONGRESSIONAL BANK POTPMAC MD	20726ABB3	MBS	28	2.00%	\$ 245,000.00	7/24/2019	11/24/2021	101.468	\$ 248,596.60
FIRST NATL BANK PARAGOULD ARK	32114LBN8	MBS	36	2.00%	\$ 245,000.00	7/26/2019	7/26/2022	102.692	\$ 251,595.40
THREE RIVERS CREDIT UNION FT WAYNE IN	88563LAH0	MBS	24	2.10%	\$ 245,000.00	8/1/2019	8/2/2021	100.878	\$ 247,151.10
CIT BANK NAT ASSN PASADENA CA	12556LBB1	MBS	36	1.95%	\$ 245,000.00	8/23/2019	8/23/2022	102.764	\$ 251,771.80
RAYMOND JAMES BANK NATL ASSN	75472RAC5	MBS	36	1.90%	\$ 245,000.00	8/23/2019	8/23/2022	102.689	\$ 251,588.05
STERLING BANK POPLAR BLUFF MO	85916VDL6	MBS	37	1.75%	\$ 245,000.00	9/6/2019	10/6/2022	102.629	\$ 251,441.05
FIRST FARMERS BK&TR CONVERSE IN	320165JL8	MBS	24	1.65%	\$ 245,000.00	9/6/2019	9/3/2021	100.827	\$ 247,026.15
COMMUNITY FIST BANK KOKOMO IN	20368TCN8	MBS	24	1.65%	\$ 245,000.00	9/12/2019	9/13/2021	100.867	\$ 247,124.15
FIRST NATL BANK AMER EAST LANSING MI	32110YNA9	MBS	24	1.60%	\$ 245,000.00	9/17/2019	9/17/2021	100.857	\$ 247,099.65
FIRST NATL BANK SYRACUSE JOHNSON KS	334342CG5	MBS	26	1.65%	\$ 245,000.00	9/18/2019	11/18/2021	101.155	\$ 247,829.75
MAPLE BANK CHAMPLIN MN	565109BP9	MBS	30	1.70%	\$ 245,000.00	10/11/2019	4/11/2022	101.833	\$ 249,490.85
ENCORE BANK LITTLE ROCK AR	29260MAP0	MBS	30	1.70%	\$ 245,000.00	10/23/2019	4/25/2022	101.892	\$ 249,635.40
WELL FARGO NATL BANK WEST LAS VEGAS NV	949495AT2	MBS	36	1.90%	\$ 245,000.00	1/29/2020	1/30/2023	103.374	\$ 253,266.30

3/18/2021CD INVESTMENTS COURT

## CD INVESTMENTS GENERAL FUND

PERIOD ENDING 2/28/2021

ISSUER	CUSIP	BROKER	TERM	% EARN	BOOK VALUE	SETTLE	MATURE	MKT PRICE	MARKET VALUE
BANK OZK LITTLE ROCK AR	06417NQZ9	MBS	14	1.70%	\$ 245,000.00	1/31/2020	5/3/2021	100.299	\$ 245,732.55
SOMERSET TRUST CO PA	835104BW9	MBS	18	1.65%	\$ 245,000.00	1/30/2020	7/30/2021	100.685	\$ 246,678.25
SYNOVUS BANK COLUMBUS GA	87164DQB9	MBS	18	1.65%	\$ 245,000.00	1/30/2020	7/30/2021	100.685	\$ 246,678.25
NEXTIER BANK N A KITTANNING PA	65344AAB1	MBS	24	1.60%	\$ 245,000.00	2/21/2020	2/22/2022	101.524	\$ 248,733.80
EAGLE BANK BETHESDA MD	27002YEU6	MBS	30	1.60%	\$ 245,000.00	2/12/2020	8/12/2022	102.188	\$ 250,360.60
ALMA BANK ASTORIA NY	020080BR7	MBS	36	1.60%	\$ 245,000.00	2/7/2020	2/7/2023	102.821	\$ 251,911.45
MORGAN STANLY PRIVATE BANK	61760A6Q7	MBS	36	1.85%	\$ 245,000.00	1/30/2020	1/30/2023	103.286	\$ 253,050.70
LIVE OAK BANKING CO	538036JZ8	MBS	36	1.55%	\$ 245,000.00	3/6/2020	3/6/2023	102.824	\$ 251,918.80
AXOS BANK	05465DAG3	MBS	36	1.60%	\$ 245,000.00	3/26/2020	3/27/2023	103.004	\$ 252,359.80
				2.06%	10,245,000.00			101.933405	\$ 10,442,623.45

3/18/2021CD INVESTMENTS COURT

INTEREST EARNED STATEMENT  
FEBRUARY 2021

FUND	FUND NAME	2018	2019	2020	2021 YR TO DATE	CURRENT MONTH
100	GENERAL FUND	466,648.37	587,193.96	394,512.17	46,336.27	25,999.20
200	ROAD & BRIDGE FUND	75,845.46	107,701.21	29,957.88	586.12	258.43
700	DEBT SERVICE	10,491.55	16,599.52	5,297.82	140.76	46.73
770	CAPITAL PROJECTS	0.00	0.00	0.00	0.00	0.00
	<b>Sub-Total Budgeted Funds</b>	<b>552,985.38</b>	<b>711,494.69</b>	<b>429,767.87</b>	<b>47,063.15</b>	<b>26,304.36</b>
119	CLERK'S ARCHIVE	5551.35	4,809.15	1339.90	38.48	14.50
150	TAX SALES	552.17	552.17	188.95	6.32	2.52
231	JUVENILE PROBATION	0.00	0.00	26.58	0.00	0.00
240	DRUG COURTS PROGRAM	256.25	364.14	90.63	0.56	0.16
300	CDA PROCESSING FEE	168.15	113.51	56.08	0.80	0.68
310	4-H ACTIVITY CENTER	120.37	162.21	41.40	0.81	0.30
320	AIRPORT DRAFTING	351.11	351.11	2580.64	95.73	37.01
321	AIRPORT	2244.67	4,517.73	0.00	0.00	0.00
330	SPECIAL SERVICE	9596.57	9,179.04	2006.11	62.82	25.15
338	GCRP 911	275.60	275.60	459.94	12.72	4.74
360	SHERIFF'S FORFEITURE	7251.10	9,444.59	2569.35	50.93	18.39
361	SHERIFF'S DONATION	8.47	6.08	1.50	0.03	0.01
362	SHERIFF'S DOJ	4965.25	6,544.45	1712.99	22.37	8.33
370	CDA CONTRABAND FORFEIT.	10490.95	14,327.42	4629.56	113.03	41.86
371	CDA DOJ EQUITABLE SHARE	17.69	23.69	6.32	0.14	0.05
372	SHERIFF DOT FED FORFEIT	1369.73	2,241.60	1556.92	35.29	13.14
380	SHERIFF COMMISSARY	3954.32	5,771.00	1516.82	45.87	17.51
390	JUVENILE COMMISSARY	112.82	155.19	42.12	0.97	0.36
410	HEALTH INSURANCE	9542.34	2,826.58	520.89	14.45	5.58
450	ELECTION ADMINISTRATOR	255.79	603.90	112.79	0.91	0.91
454	HAVA SECURITY GRANT	0.00	0.00	8.79	2.79	0.95
455	HELP AMERICA VOTE GRANT	0.00	0.00	23.10	0.38	0.14
499	TAX ASSESSOR SPECIAL	8572.46	12,336.30	2132.62	57.04	0.00
500	HISTORICAL COMMISSION	406.58	465.73	115.82	2.58	0.96
771	LONG TERM RENO RETAIN	0.00	0.00	47.36	5.90	0.00
800	HEALTH DEPT DRAFTING	179.54	344.06	134.86	19.85	8.02
870	FLEXIBLE BENEFIT PLAN	817.46	1,462.81	452.24	12.38	4.44
820	HOSPITAL	522103.44	660,159.66	218255.08	7,012.42	2,595.16
820	CMC 125 PLAN	2738.71	3,574.47	919.23	22.04	7.88
830	CMC ACCOUNTS PAYABLE	19037.56	21,179.25	6,180.52	159.82	74.58
840	CMC PAYROLL	6975.28	8,995.36	2,510.40	59.82	20.97
820	CMC MEDICAL PROFESSIONAL	79628.52	150,498.80	28,373.70	840.62	356.91
820	CMC HOME HEALTH	15579.84	45,408.24	17,674.68	525.36	197.98
820	CMC WEIGHT MGMT	6202.93	9,384.11	2,669.80	64.30	24.04
820	CMC NURSING HOMES	25035.19	31,354.07	8,031.76	156.70	64.30
950	NAVIGATION DISTRICT	85119.55	145,379.51	43,977.79	1,026.18	396.76
950	NAVIG CONSTRUCTION 2012A	1.98	0.23	0.00	0.00	0.00
950	NAVIG. CONSTRUCTION 2015	126550.67	78,476.12	6,262.51	140.10	53.83
950	NAVIG 2012A/B INT& SINKING	6909.40	9,613.21	3,205.40	67.34	27.33
950	NAVIG. INTEREST & SINKING	25.76	2.84	0.00	0.00	0.00
	<b>TOTAL</b>	<b>1,515,954.95</b>	<b>1,952,398.62</b>	<b>790,203.02</b>	<b>57,741.00</b>	<b>30,329.81</b>