






MINUTES OF COUNTY FINANCES  
TREASURER'S REPORT  
MONTHLY- MARCH 2023

IN THE MATTER OF COUNTY FINANCES  
IN THE HANDS OF PAIGE FOSTER  
TREASURER OF VICTORIA COUNTY, TEXAS

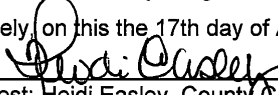
COMMISSIONERS' COURT  
VICTORIA COUNTY, TEXAS  
IN SPECIAL SESSION  
REGULAR TERM APRIL  
2023

IN ACCORDANCE with Section 114.026, Local Government Code, we, the undersigned, constituting the entire Commissioners Court of said County, certify that on the 17th day of MARCH 2023, at the Special Session of a Regular Term of Court. We compared and examined the monthly report of Paige Foster, Treasurer of Victoria County, Texas, for March 2023, and finding the same correct, entered an order in the Minutes approving said Report, which states total cash and investments on hand as \$125,279,507.49

  
\_\_\_\_\_  
Danny Garcia, Commissioner Pct. 1  
  
\_\_\_\_\_  
Gary Burns, Commissioner Pct. 3



  
\_\_\_\_\_  
Ben Zeller, County Judge  
  
\_\_\_\_\_  
Jason Ohrt, Commissioner Pct. 2  
  
\_\_\_\_\_  
Kenneth Sexton, Commissioner Pct. 4


SWORN TO AND SUBSCRIBED BEFORE ME, by Ben Zeller, County Judge, and County Commissioners of said Victoria County, each respectively, on this the 17th day of April, A.D., 2023.

  
\_\_\_\_\_  
Attest: Heidi Easley, County Clerk

FILED FOR RECORD THIS 17<sup>th</sup> DAY OF April A.D. 2023, and recorded on the 17<sup>th</sup> day of April, A.D. 2023.



  
\_\_\_\_\_  
Heidi Easley, County Clerk and  
Ex-Officio Clerk of the Commissioners  
Court in and for Victoria County, Texas.  
By:   
Deputy **Stefanie Tumlinson**



**MONTHLY REPORT OF**

PAIGE FOSTER, COUNTY TREASURER

VICTORIA COUNTY, TEXAS

**FOR THE MONTH OF MARCH 2023**

This report, presented for the approval of the Commissioners' Court, in accordance with Vernon's Texas Codes Annotated, Local Government Code, and Section 83.002 (a) (3), and Title 10, Chapter 2256, Government Code (Public Funds Investment Act), is true and correct to the best of my knowledge and belief, according to the records of this office.

A handwritten signature in cursive script, appearing to read "Paige Foster", is written over a horizontal line.

PAIGE FOSTER  
COUNTY TREASURER

VICTORIA COUNTY  
INVESTMENTS ON HAND  
MARCH 31, 2023

| FUND                           | INV. NO. | PURCH DATE | PAR AMOUNT | DESCRIPTION                           | MAT DATE | CALL DATE | NET YIELD | PURCH PRICE | INDIV FND AMOUNT | TOTAL INVESTMENT | MARKET PRICE | MARKET VALUE   |
|--------------------------------|----------|------------|------------|---------------------------------------|----------|-----------|-----------|-------------|------------------|------------------|--------------|----------------|
| <u>VICTORIA COUNTY</u>         |          |            |            | L.O.G.I.C. POOL                       |          |           | 4.816%    |             |                  | 2,345,184.71     |              | 2,345,184.71   |
|                                |          |            |            | CERTIFICATE OF DEPOSIT                |          |           | 3.644%    |             |                  | 13,129,000.00    |              | 12,664,379.10  |
|                                |          |            |            | CASH ON HAND-COUNTY FUNDS             |          |           | 0.400%    |             |                  | 43,647,381.81    |              | 43,647,381.81  |
|                                |          |            |            | TOTAL COUNTY FUNDS                    |          |           |           |             |                  | 59,121,566.52    |              | 58,656,945.62  |
| <u>CITIZENS MEDICAL CENTER</u> |          |            |            | L.O.G.I.C. POOL                       |          |           | 0.000%    |             |                  | 0.00             |              | 0.00           |
|                                |          |            |            | CERTIFICATE OF DEPOSIT                |          |           | 0.000%    |             |                  | 0.00             |              | 0.00           |
| BANK BALANCE                   |          |            |            | CMC NURSING HOMES                     |          |           | 0.400%    |             |                  | 1,265,850.01     |              | 1,265,850.01   |
|                                |          |            |            | CASH ON HAND-CITIZENS MEDICAL CENTER  |          |           | 0.400%    |             |                  | 63,050,766.59    |              | 63,050,766.59  |
|                                |          |            |            | TOTAL HOSPITAL FUNDS                  |          |           |           |             |                  | 64,316,616.60    |              | 64,316,616.60  |
| <u>NAVIGATION DISTRICT</u>     |          |            |            | CASH ON HAND 2015 CONSTRUCTION        |          |           | 0.000%    |             |                  | 0.00             |              | 0.00           |
|                                |          |            |            | CASH ON HAND 2015 INTEREST & SINKING  |          |           | 0.400%    |             |                  | 657,882.62       |              | 657,882.62     |
|                                |          |            |            | PROMOTION AND DEVELOPMENT FUND        |          |           | 0.400%    |             |                  | 237,014.63       |              | 237,014.63     |
| BANK BALANCE                   |          |            |            | CASH ON HAND-2012A/B INTEREST/SINKING |          |           | 0.400%    |             |                  | 776,695.76       |              | 776,695.76     |
|                                |          |            |            | CASH ON HAND-NAVIGATION DISTRICT      |          |           | 0.400%    |             |                  | 169,731.36       |              | 169,731.36     |
|                                |          |            |            | TOTAL NAVIGATION DIST FUNDS           |          |           |           |             |                  | 1,841,324.37     |              | 1,841,324.37   |
|                                |          |            |            | <u>SUMMARY TOTAL PORTFOLIO</u>        |          |           |           |             |                  |                  |              |                |
|                                |          |            |            | TOTAL COUNTY FUNDS                    |          |           |           |             |                  | 59,121,566.52    | 47.1917%     | 58,656,945.62  |
|                                |          |            |            | TOTAL HOSPITAL FUNDS                  |          |           |           |             |                  | 64,316,616.60    | 51.3385%     | 64,316,616.60  |
| BANK BALANCE                   |          |            |            | TOTAL NAVIGATION DISTRICT FUNDS       |          |           |           |             |                  | 1,841,324.37     | 1.4698%      | 1,841,324.37   |
|                                |          |            |            | TOTAL FUNDS                           |          |           |           |             |                  | 125,279,507.49   | 100.00%      | 124,814,886.59 |
|                                |          |            |            | CASH ON HAND - ALL FUNDS              |          |           |           |             |                  | 109,805,322.78   | 87.65%       | 109,805,322.78 |
|                                |          |            |            | PLEGGED SECURITIES - ALL FUNDS        |          |           |           |             |                  | 172,107,501.38   |              | 155,313,894.46 |
|                                |          |            |            | CERTIFICATES OF DEPOSIT               |          |           |           |             |                  | 13,129,000.00    | 10.48%       | 12,664,379.10  |
|                                |          |            |            | MONEY MKT MUTUAL FUNDS                |          |           |           |             |                  | 0.00             | 0.00%        | 0.00           |
|                                |          |            |            | L.O.G.I.C. POOL                       |          |           |           |             |                  | 2,345,184.71     | 1.87%        | 2,345,184.71   |
|                                |          |            |            | GOVERNMENT SECURITIES                 |          |           |           |             |                  | 0.00             | 0.00%        | 0.00           |
|                                |          |            |            | TOTAL INVESTMENTS                     |          |           |           |             |                  | 15,474,184.71    | 12.35%       | 15,009,563.81  |
|                                |          |            |            | <u>TOTAL PORTFOLIO INCLUDING CASH</u> |          |           |           |             |                  | 125,279,507.49   | 100.00%      | 124,814,886.59 |

CASH & INVESTMENTS BY FUND

AS OF: MARCH 31ST, 2023

MARCH 31ST, 2023

| FUND                       | ACCT. NO. | ACCOUNT NAME             | CASH          | INVESTMENTS   |
|----------------------------|-----------|--------------------------|---------------|---------------|
| LEOSE FUND                 |           |                          |               |               |
| 880                        | 101-2000  | CLAIM ON CASH-LEOSE FUND | 52,632.19     |               |
| TOTAL 880-LEOSE FUND       |           |                          | 52,632.19     | 0.00          |
| TOTAL CASH AND INVESTMENTS |           |                          | 86,345,520.18 | 15,483,148.49 |

\*\*\* END OF REPORT \*\*\*

|             |                      |                      |
|-------------|----------------------|----------------------|
| Pooled Cash | (42,647,381.81)      | 15,483,148.49        |
|             | <u>43,698,138.37</u> | <u>15,483,148.49</u> |

0.00 \*

86,345,520.18 +

42,647,381.81 -

43,698,138.37 \*

0.00 \*

0.00 \*

| FUND                                | ACCT. NO. | ACCOUNT NAME                  | CASH          | INVESTMENTS   |
|-------------------------------------|-----------|-------------------------------|---------------|---------------|
| <b>POOLED CASH - APCA</b>           |           |                               |               |               |
| =====                               |           |                               |               |               |
| 001                                 | 101-2000  | POOLED CASH                   | 42,647,381.81 |               |
| 001                                 | 101-2005  | POOLED CASH-PAYROLL           | 0.00          |               |
| TOTAL 001-POOLED CASH - APCA        |           |                               | 42,647,381.81 | 0.00          |
| -----                               |           |                               |               |               |
| <b>GENERAL FUND</b>                 |           |                               |               |               |
| =====                               |           |                               |               |               |
| 100                                 | 101-2000  | CLAIM ON CASH-GENERAL FUND    | 19,747,297.39 |               |
| 100                                 | 101-3000  | VC CREDIT CARD CLEARING ACCT  | 153,450.99    |               |
| 100                                 | 151-1003  | CERTIFICATE OF DEPOSIT        |               | 13,129,000.00 |
| 100                                 | 151-1005  | LOCAL GOVT. INVEST. COOP.     |               | 2,354,148.49  |
| TOTAL 100-GENERAL FUND              |           |                               | 19,900,748.38 | 15,483,148.49 |
| -----                               |           |                               |               |               |
| <b>EMERGENCY MGMT</b>               |           |                               |               |               |
| =====                               |           |                               |               |               |
| 108                                 | 101-2000  | CLAIM ON CASH-EMER MGMT       | ( 238,873.03) |               |
| TOTAL 108-EMERGENCY MGMT            |           |                               | ( 238,873.03) | 0.00          |
| -----                               |           |                               |               |               |
| <b>LEPC FUND</b>                    |           |                               |               |               |
| =====                               |           |                               |               |               |
| 109                                 | 101-2000  | CLAIM ON CASH-LEPC            | 17,768.56     |               |
| TOTAL 109-LEPC FUND                 |           |                               | 17,768.56     | 0.00          |
| -----                               |           |                               |               |               |
| <b>J. P. SPECIAL FUND</b>           |           |                               |               |               |
| =====                               |           |                               |               |               |
| 110                                 | 101-2000  | CLAIM ON CASH-J.P. SPECIAL FD | 667.15        |               |
| TOTAL 110-J.P. SPECIAL FUND         |           |                               | 667.15        | 0.00          |
| -----                               |           |                               |               |               |
| <b>COURT-INITIATED GUARDIANS</b>    |           |                               |               |               |
| =====                               |           |                               |               |               |
| 117                                 | 101-2000  | CLAIM ON CASH-COURT INITIATED | 7,936.65      |               |
| TOTAL 117-COURT-INITIATED GUARDIANS |           |                               | 7,936.65      | 0.00          |
| -----                               |           |                               |               |               |

**Paige Foster**

---

**From:** Becky Smiley  
**Sent:** Thursday, April 13, 2023 10:13 AM  
**To:** Paige Foster  
**Subject:** LOGIC

Paige,

I fixed the February entry. I had to post it as of today since the books are closed for March. The balance is showing \$2,345,184.71.

Sorry for the mistake.

Thanks,

First Assistant  
Victoria County Auditor's Office  
115 N. Bridge, Room 122  
(361) 575-8451

CASH & INVESTMENTS BY FUND

AS OF: MARCH 31ST, 2023 MARCH 31ST, 2023

| FUND                               | ACCT. NO. | ACCOUNT NAME                   | CASH       | INVESTMENTS |
|------------------------------------|-----------|--------------------------------|------------|-------------|
| <b>COUNTY JURY FUND</b>            |           |                                |            |             |
| =====                              |           |                                |            |             |
| 118                                | 101-2000  | CLAIM ON CASH-COUNTY JURY FUND | 10,858.09  |             |
|                                    |           |                                | -----      | -----       |
| TOTAL 118-COUNTY JURY FUND         |           |                                | 10,858.09  | 0.00        |
|                                    |           |                                | -----      | -----       |
| <b>CO CLERK ARCHIVE FEE FD</b>     |           |                                |            |             |
| =====                              |           |                                |            |             |
| 119                                | 101-2000  | CLAIM ON CASH-CO CLK ARCHIVE   | 251,159.44 |             |
|                                    |           |                                | -----      | -----       |
| TOTAL 119-CO CLERK ARCHIVE FEE FD  |           |                                | 251,159.44 | 0.00        |
|                                    |           |                                | -----      | -----       |
| <b>RECORDS MANAGEMENT FUND</b>     |           |                                |            |             |
| =====                              |           |                                |            |             |
| 120                                | 101-2000  | CLAIM ON CASH-RECORD MGMT      | 231,809.02 |             |
|                                    |           |                                | -----      | -----       |
| TOTAL 120-RECORDS MANAGEMENT FUND  |           |                                | 231,809.02 | 0.00        |
|                                    |           |                                | -----      | -----       |
| <b>COURTHOUSE SECURITY FUND</b>    |           |                                |            |             |
| =====                              |           |                                |            |             |
| 121                                | 101-2000  | CLAIM ON CASH-CRTHSE SECURITY  | 140,832.70 |             |
|                                    |           |                                | -----      | -----       |
| TOTAL 121-COURTHOUSE SECURITY FUND |           |                                | 140,832.70 | 0.00        |
|                                    |           |                                | -----      | -----       |
| <b>JUSTICE CT BLDG SECURITY</b>    |           |                                |            |             |
| =====                              |           |                                |            |             |
| 122                                | 101-2000  | CLAIM ON CASH-JP CRT BLD SECUR | 28,658.43  |             |
|                                    |           |                                | -----      | -----       |
| TOTAL 122-JUSTICE CT BLDG SECURITY |           |                                | 28,658.43  | 0.00        |
|                                    |           |                                | -----      | -----       |
| <b>DIST. CLERK RECORDS MGMT</b>    |           |                                |            |             |
| =====                              |           |                                |            |             |
| 123                                | 101-2000  | CLAIM ON CASH-DIST CLK REC MGT | 34,815.93  |             |
|                                    |           |                                | -----      | -----       |
| TOTAL 123-DIST. CLERK RECORD MGMT  |           |                                | 34,815.93  | 0.00        |
|                                    |           |                                | -----      | -----       |
| <b>CO CLERK OF THE COURT</b>       |           |                                |            |             |
| =====                              |           |                                |            |             |
| 124                                | 101-2000  | CLAIM ON CASH-CO CLERK OF COUR | 71,164.57  |             |
|                                    |           |                                | -----      | -----       |
| TOTAL 124-CO CLERK OF THE COURT    |           |                                | 71,164.57  | 0.00        |
|                                    |           |                                | -----      | -----       |

CASH & INVESTMENTS BY FUND

AS OF: MARCH 31ST, 2023 MARCH 31ST, 2023

| FUND                               | ACCT. NO. | ACCOUNT NAME                    | CASH        | INVESTMENTS |
|------------------------------------|-----------|---------------------------------|-------------|-------------|
| <b>DIST CLERK OF THE COURT</b>     |           |                                 |             |             |
| =====                              |           |                                 |             |             |
| 125                                | 101-2000  | CLAIM ON CASH-DIST CLERK OF CRT | 55,633.24   |             |
| TOTAL 125-DIST CLERK OF THE COURT  |           |                                 | 55,633.24   | 0.00        |
| <b>COURT REPORTER SERVICE</b>      |           |                                 |             |             |
| =====                              |           |                                 |             |             |
| 126                                | 101-2000  | CLAIM ON CASH-CRT REPORTER SRV  | 13,269.26   |             |
| TOTAL 126-COURT REPORTER SERVICE   |           |                                 | 13,269.26   | 0.00        |
| <b>COURT FACILITY FEE FUND</b>     |           |                                 |             |             |
| =====                              |           |                                 |             |             |
| 127                                | 101-2000  | CLAIM ON CASH-CRT FACILITY FEE  | 34,020.61   |             |
| TOTAL 127-COURT FACILITY FEE FUND  |           |                                 | 34,020.61   | 0.00        |
| <b>CDBG-DR LOCAL BUYOUT</b>        |           |                                 |             |             |
| =====                              |           |                                 |             |             |
| 128                                | 101-2000  | CLAIM ON CASH-CDBG-DR LOCAL BU  | ( 4,630.46) |             |
| TOTAL 128-CDBG-DR LOCAL BUYOUT     |           |                                 | ( 4,630.46) | 0.00        |
| <b>LANGUAGE ACCESS FUND</b>        |           |                                 |             |             |
| =====                              |           |                                 |             |             |
| 129                                | 101-2000  | CLAIM ON CASH-LANGUAGE ACCESS   | 12,786.05   |             |
| TOTAL 129-LANGUAGE ACCESS FUND     |           |                                 | 12,786.05   | 0.00        |
| <b>PATRIOT PARK DONATION FD</b>    |           |                                 |             |             |
| =====                              |           |                                 |             |             |
| 140                                | 101-2000  | CLAIM ON CASH-PATRIOT PRK DON   | 3,001.56    |             |
| TOTAL 140-PATRIOT PARK DONATION FD |           |                                 | 3,001.56    | 0.00        |
| <b>OPIOID SETTLEMENT FUND</b>      |           |                                 |             |             |
| =====                              |           |                                 |             |             |
| 145                                | 101-2000  | CLAIM ON CASH-OPIOID SETTLEMEN  | 163,516.95  |             |
| TOTAL 145-OPIOID SETTLEMENT FUND   |           |                                 | 163,516.95  | 0.00        |



CASH & INVESTMENTS BY FUND

AS OF: MARCH 31ST, 2023 MARCH 31ST, 2023

| FUND ACCT. NO.                      | ACCOUNT NAME                   | CASH          | INVESTMENTS |
|-------------------------------------|--------------------------------|---------------|-------------|
| <b>SHERIFF'S SPECIAL FUND</b>       |                                |               |             |
| =====                               |                                |               |             |
| 150 101-2000                        | CLAIM ON CASH-SHERIFFS SPECIAL | ( 20,838.22)  |             |
| 150 101-3000                        | PROPERTY TAX SALE ACCOUNT      | 37,498.54     |             |
| TOTAL 150-SHERIFF'S SPECIAL FUND    |                                | 16,660.32     | 0.00        |
| -----                               |                                |               |             |
| <b>CONSTABLE'S SPECIAL FUND</b>     |                                |               |             |
| =====                               |                                |               |             |
| 155 101-2000                        | CLAIM ON CASH-CONSTABLES SPEC  | 0.00          |             |
| TOTAL 155-CONSTABLE'S SPECIAL FUND  |                                | 0.00          | 0.00        |
| -----                               |                                |               |             |
| <b>CLERK'S SPECIAL FUND</b>         |                                |               |             |
| =====                               |                                |               |             |
| 160 101-2000                        | CLAIM ON CASH-CLERKS SPECIAL   | 0.00          |             |
| TOTAL 160-CLERK'S SPECIAL FUND      |                                | 0.00          | 0.00        |
| -----                               |                                |               |             |
| <b>AMERICAN RESCUE PLAN</b>         |                                |               |             |
| =====                               |                                |               |             |
| 190 101-2000                        | CLAIM ON CASH-AMERICAN RESCUE  | 10,935,089.04 |             |
| TOTAL 190-AMERICAN RESCUE PLAN      |                                | 10,935,089.04 | 0.00        |
| -----                               |                                |               |             |
| <b>DR-4586 2021 WINTER WEATH</b>    |                                |               |             |
| =====                               |                                |               |             |
| 191 101-2000                        | CLAIM ON CASH-DR-4586 2021 WIN | 0.00          |             |
| TOTAL 191-DR-4586 2021 WINTER WEATH |                                | 0.00          | 0.00        |
| -----                               |                                |               |             |
| <b>COVID19</b>                      |                                |               |             |
| =====                               |                                |               |             |
| 192 101-2000                        | CLAIM ON CASH-COVID19          | 645,499.40    |             |
| TOTAL 192-COVID19                   |                                | 645,499.40    | 0.00        |
| -----                               |                                |               |             |
| <b>GULF/MEXICO ENERGY SEC</b>       |                                |               |             |
| =====                               |                                |               |             |
| 195 101-2000                        | CLAIM ON CASH-GULF MEXICO ENGY | 871,525.77    |             |
| TOTAL 195-GULF/MEXICO ENERGY SEC.   |                                | 871,525.77    | 0.00        |
| -----                               |                                |               |             |

CASH & INVESTMENTS BY FUND

AS OF: MARCH 31ST, 2023 MARCH 31ST, 2023

| FUND                               | ACCT. NO. | ACCOUNT NAME                   | CASH          | INVESTMENTS |
|------------------------------------|-----------|--------------------------------|---------------|-------------|
| FEMA HAZARD MIT FUND               |           |                                |               |             |
| =====                              |           |                                |               |             |
| 197                                | 101-2000  | CLAIM ON CASH-FEMA HAZARD MIT  | ( 201,134.40) |             |
|                                    |           |                                | -----         | -----       |
| TOTAL 197- FEMA HAZARD MIT. FD     |           |                                | ( 201,134.40) | 0.00        |
|                                    |           |                                | -----         | -----       |
| HURRICANE HARVEY DR#4332           |           |                                |               |             |
| =====                              |           |                                |               |             |
| 198                                | 101-2000  | CLAIM ON CASH-HURRICANE HARVEY | ( 44,960.00)  |             |
| 198                                | 101-3000  | CLAIM ON CASH/GRANT FUND       | 0.00          |             |
|                                    |           |                                | -----         | -----       |
| TOTAL 198-HURRICANE HARVEY DR#4332 |           |                                | ( 44,960.00)  | 0.00        |
|                                    |           |                                | -----         | -----       |
| TXDOT MCCOY RD RECONST             |           |                                |               |             |
| =====                              |           |                                |               |             |
| 199                                | 101-2000  | CLAIM ON CASH-TXDOT MCCOY RD   | 58,573.78     |             |
|                                    |           |                                | -----         | -----       |
| TOTAL 199-TXDOT MCCOY RD RECONST   |           |                                | 58,573.78     | 0.00        |
|                                    |           |                                | -----         | -----       |
| ROAD AND BRIDGE FUND/PCT           |           |                                |               |             |
| =====                              |           |                                |               |             |
| 201                                | 101-2000  | CLAIM ON CASH-R&B PCT #1       | 1,249,730.53  |             |
|                                    |           |                                | -----         | -----       |
| TOTAL 201-ROAD & BRIDGE FUND PCT 1 |           |                                | 1,249,730.53  | 0.00        |
|                                    |           |                                | -----         | -----       |
| ROAD AND BRIDGE FUND/PCT           |           |                                |               |             |
| =====                              |           |                                |               |             |
| 202                                | 101-2000  | CLAIM ON CASH-R&B PCT #2       | 1,989,964.64  |             |
|                                    |           |                                | -----         | -----       |
| TOTAL 202-ROAD & BRIDGE FUND PCT 2 |           |                                | 1,989,964.64  | 0.00        |
|                                    |           |                                | -----         | -----       |
| ROAD AND BRIDGE FUND/PCT           |           |                                |               |             |
| =====                              |           |                                |               |             |
| 203                                | 101-2000  | CLAIM ON CASH-R&B PCT #3       | 1,622,141.60  |             |
|                                    |           |                                | -----         | -----       |
| TOTAL 203-ROAD & BRIDGE FUND PCT 3 |           |                                | 1,622,141.60  | 0.00        |
|                                    |           |                                | -----         | -----       |
| ROAD AND BRIDGE FUND/PCT           |           |                                |               |             |
| =====                              |           |                                |               |             |
| 204                                | 101-2000  | CLAIM ON CASH-R&B PCT #4       | 1,192,557.71  |             |
|                                    |           |                                | -----         | -----       |
| TOTAL 204-ROAD & BRIDGE FUND PCT 4 |           |                                | 1,192,557.71  | 0.00        |
|                                    |           |                                | -----         | -----       |

CASH & INVESTMENTS BY FUND

AS OF: MARCH 31ST, 2023 MARCH 31ST, 2023

| FUND ACCT. NO.                     | ACCOUNT NAME                   | CASH         | INVESTMENTS |
|------------------------------------|--------------------------------|--------------|-------------|
| <b>CTIF GRANT FUND</b>             |                                |              |             |
| =====                              |                                |              |             |
| 210 101-2000                       | CLAIM ON CASH-CTIF             | 0.00         |             |
| TOTAL 210-CTIF GRANT FUND          |                                | 0.00         | 0.00        |
| <b>CAPITAL CREDITS FUND</b>        |                                |              |             |
| =====                              |                                |              |             |
| 215 101-2000                       | CLAIM ON CASH-CAPITAL CREDITS  | 90,110.82    |             |
| TOTAL 215-CAPITAL CREDITS FUND     |                                | 90,110.82    | 0.00        |
| <b>JUVENILE RESTITUTION</b>        |                                |              |             |
| =====                              |                                |              |             |
| 221 101-2000                       | CLAIM ON CASH-JUVEN.RESTITUT.  | 19.07        |             |
| TOTAL 221-JUVENILE RESTITUTION     |                                | 19.07        | 0.00        |
| <b>JUVENILE PROBATION FUND</b>     |                                |              |             |
| =====                              |                                |              |             |
| 231 101-2000                       | CLAIM ON CASH-JUVEN PROBAT.    | ( 20,879.80) |             |
| TOTAL 231-JUVENILE PROBATION FD    |                                | ( 20,879.80) | 0.00        |
| <b>DRUG COURTS PROGRAMS</b>        |                                |              |             |
| =====                              |                                |              |             |
| 240 101-2000                       | CLAIM ON CASH-DRUG CRT PROG    | 105.44       |             |
| TOTAL 240-DRUG COURTS PROGRAM      |                                | 105.44       | 0.00        |
| <b>24TH JUDICIAL DIST PROB</b>     |                                |              |             |
| =====                              |                                |              |             |
| 241 101-2000                       | CLAIM ON CASH-24 JUD DIST PROB | ( 108.23)    |             |
| TOTAL 241-24TH JUDICIAL DIST. PROB |                                | ( 108.23)    | 0.00        |
| <b>COUNTY SPECIALTY COURT</b>      |                                |              |             |
| =====                              |                                |              |             |
| 245 101-2000                       | CLAIM ON CASH-CNTY SPECIALTY   | 2,116.43     |             |
| TOTAL 245-COUNTY SPECIALTY COURT   |                                | 2,116.43     | 0.00        |

CASH & INVESTMENTS BY FUND

AS OF: MARCH 31ST, 2023 MARCH 31ST, 2023

| FUND                            | ACCT. NO. | ACCOUNT NAME                        | CASH      | INVESTMENTS |
|---------------------------------|-----------|-------------------------------------|-----------|-------------|
| <b>LOCAL TRUANCY PREVENTION</b> |           |                                     |           |             |
| =====                           |           |                                     |           |             |
| 280                             | 101-2000  | CLAIM ON CASH-LOCAL TRUANCY         | 33,122.09 |             |
|                                 |           |                                     | -----     | -----       |
|                                 |           | TOTAL 280-LOCAL TRUANCY PREVENTIONS | 33,122.09 | 0.00        |
|                                 |           |                                     | -----     | -----       |
| <b>JUSTICE TECHNOLOGY FUND</b>  |           |                                     |           |             |
| =====                           |           |                                     |           |             |
| 281                             | 101-2000  | CLAIM ON CASH-JUSTICE TECH.         | 13,807.06 |             |
|                                 |           |                                     | -----     | -----       |
|                                 |           | TOTAL 281-JUSTICE TECHNOLOGY FD.    | 13,807.06 | 0.00        |
|                                 |           |                                     | -----     | -----       |
| <b>FAMILY PROTECTION FEE FD</b> |           |                                     |           |             |
| =====                           |           |                                     |           |             |
| 282                             | 101-2000  | CLAIM ON CASH-FAM PROTECT FEE       | 521.25    |             |
|                                 |           |                                     | -----     | -----       |
|                                 |           | TOTAL 282-FAMILY PROTECTION FEE FD  | 521.25    | 0.00        |
|                                 |           |                                     | -----     | -----       |
| <b>CO/DIST TECHNOLOGY FD</b>    |           |                                     |           |             |
| =====                           |           |                                     |           |             |
| 283                             | 101-2000  | CLAIM ON CASH-CO/DIST TECHNOL       | 21,102.90 |             |
|                                 |           |                                     | -----     | -----       |
|                                 |           | TOTAL 283-CO/DIST TECHNOLOGY FD     | 21,102.90 | 0.00        |
|                                 |           |                                     | -----     | -----       |
| <b>CHILD ABUSE PREVENTION</b>   |           |                                     |           |             |
| =====                           |           |                                     |           |             |
| 286                             | 101-2000  | CLAIM ON CASH-CHILD ABUSE PRV       | 175.83    |             |
|                                 |           |                                     | -----     | -----       |
|                                 |           | TOTAL 286-CHILD ABUSE PREVENTION    | 175.83    | 0.00        |
|                                 |           |                                     | -----     | -----       |
| <b>CDA PROCESSING FEE FUND</b>  |           |                                     |           |             |
| =====                           |           |                                     |           |             |
| 300                             | 101-2000  | CLAIM ON CASH-CDA PROCESS FEE       | 6,472.04  |             |
|                                 |           |                                     | -----     | -----       |
|                                 |           | TOTAL 300-CDA PROCESSING FEE FUND   | 6,472.04  | 0.00        |
|                                 |           |                                     | -----     | -----       |
| <b>BOND FORFEITURE COMM</b>     |           |                                     |           |             |
| =====                           |           |                                     |           |             |
| 301                             | 101-2000  | CLAIM ON CASH-BOND FORFEITURE       | 37,720.64 |             |
|                                 |           |                                     | -----     | -----       |
|                                 |           | TOTAL 301-BOND FORFEITURE COMM      | 37,720.64 | 0.00        |
|                                 |           |                                     | -----     | -----       |

## CASH &amp; INVESTMENTS BY FUND

AS OF: MARCH 31ST, 2023

MARCH 31ST, 2023

| FUND ACCT. NO.            | ACCOUNT NAME                       | CASH         | INVESTMENTS |
|---------------------------|------------------------------------|--------------|-------------|
| CDA STATE JUDICIARY FUND  |                                    |              |             |
| =====                     |                                    |              |             |
| 302 101-2000              | CLAIM ON CASH-CDA STATE JUD.       | 5,214.56     |             |
|                           |                                    | -----        | -----       |
|                           | TOTAL 302-CDA STATE JUDICIARY FUND | 5,214.56     | 0.00        |
|                           |                                    | -----        | -----       |
| PRETRIAL INTERVENTION     |                                    |              |             |
| =====                     |                                    |              |             |
| 303 101-2000              | CLAIM ON CASH-PRETRIAL INTERV      | 68,587.55    |             |
|                           |                                    | -----        | -----       |
|                           | TOTAL 303-PRETRIAL INTERVENTION    | 68,587.55    | 0.00        |
|                           |                                    | -----        | -----       |
| VICTORIA CNTY CARE COURT  |                                    |              |             |
| =====                     |                                    |              |             |
| 304 101-2000              | CLAIM ON CASH-CARE COURT           | 2,776.91     |             |
|                           |                                    | -----        | -----       |
|                           | TOTAL 304-VICTORIA CNTY CARE COURT | 2,776.91     | 0.00        |
|                           |                                    | -----        | -----       |
| CDA VICTIMS ASSISTANCE GR |                                    |              |             |
| =====                     |                                    |              |             |
| 305 101-2000              | CLAIM ON CASH-CDA VICTIMS ASST     | ( 23,162.19) |             |
|                           |                                    | -----        | -----       |
|                           | TOTAL 305-CDA VICTIMS ASSIST GRANT | ( 23,162.19) | 0.00        |
|                           |                                    | -----        | -----       |
| VICTIM COORD/LIASON GNT   |                                    |              |             |
| =====                     |                                    |              |             |
| 306 101-2000              | CLAIM ON CASH-SO VICT COORD        | ( 20,288.25) |             |
|                           |                                    | -----        | -----       |
|                           | TOTAL 306-VICTIM COORD/LIASON GNT  | ( 20,288.25) | 0.00        |
|                           |                                    | -----        | -----       |
| SCAAP PROGRAM             |                                    |              |             |
| =====                     |                                    |              |             |
| 307 101-2000              | CLAIM ON CASH-SCAAP PROGRAM        | 1,113.10     |             |
|                           |                                    | -----        | -----       |
|                           | TOTAL 307-SCAAP PROGRAM            | 1,113.10     | 0.00        |
|                           |                                    | -----        | -----       |
| TEXAS VINE GRANT          |                                    |              |             |
| =====                     |                                    |              |             |
| 308 101-2000              | CLAIM ON CASH-TX VINE GRANT        | ( 4,376.31)  |             |
|                           |                                    | -----        | -----       |
|                           | TOTAL 308-TEXAS VINE GRANT         | ( 4,376.31)  | 0.00        |
|                           |                                    | -----        | -----       |

CASH & INVESTMENTS BY FUND

AS OF: MARCH 31ST, 2023 MARCH 31ST, 2023

| FUND ACCT. NO.                      | ACCOUNT NAME                   | CASH         | INVESTMENTS |
|-------------------------------------|--------------------------------|--------------|-------------|
| <b>4/H ACTIVITY CENTER</b>          |                                |              |             |
| =====                               |                                |              |             |
| 310 101-2000                        | CLAIM ON CASH-4/H ACTIVITY CNT | 5,909.65     |             |
|                                     |                                | -----        | -----       |
| TOTAL 310-4/H ACTIVITY CENTER       |                                | 5,909.65     | 0.00        |
|                                     |                                | -----        | -----       |
| <b>AIRPORT FUND</b>                 |                                |              |             |
| =====                               |                                |              |             |
| 321 101-2000                        | CLAIM ON CASH-AIRPORT FUND     | 969,789.92   |             |
| 321 101-3000                        | CASH IN BANK/AIRPORT DRAFTING  | 249,957.82   |             |
| 321 151-1000                        | TREASURY BILLS                 |              | 0.00        |
| 321 151-1001                        | TEXPOOL INVESTMENTS            |              | 0.00        |
| 321 151-1005                        | LOCAL GOVT. INVEST COOP        |              | 0.00        |
|                                     |                                | -----        | -----       |
| TOTAL 321-AIRPORT FUND              |                                | 1,219,747.74 | 0.00        |
|                                     |                                | -----        | -----       |
| <b>AIRPORT GRANT FUND</b>           |                                |              |             |
| =====                               |                                |              |             |
| 322 101-2000                        | CLAIM ON CASH-AIRPORT GRANT    | ( 4,030.04)  |             |
|                                     |                                | -----        | -----       |
| TOTAL 322-AIRPORT GRANT FUND        |                                | ( 4,030.04)  | 0.00        |
|                                     |                                | -----        | -----       |
| <b>AIRPORT CAPITAL PROJECTS</b>     |                                |              |             |
| =====                               |                                |              |             |
| 323 101-2000                        | CLAIM ON CASH-AIRP CAPITAL PRO | 81,648.20    |             |
|                                     |                                | -----        | -----       |
| TOTAL 323-AIRPORT CAPITAL PROJECTS  |                                | 81,648.20    | 0.00        |
|                                     |                                | -----        | -----       |
| <b>SPECIAL SERVICE FUND</b>         |                                |              |             |
| =====                               |                                |              |             |
| 330 101-2000                        | CLAIM ON CASH-SPECIAL SERVICE  | 808,828.43   |             |
|                                     |                                | -----        | -----       |
| TOTAL 330-SPECIAL SERVICE FUND      |                                | 808,828.43   | 0.00        |
|                                     |                                | -----        | -----       |
| <b>JAG-REG TASK FORCE APPREH</b>    |                                |              |             |
| =====                               |                                |              |             |
| 331 101-2000                        | CLAIM ON CASH-JAG REG TASK FOR | 0.00         |             |
|                                     |                                | -----        | -----       |
| TOTAL 331-JAG-REG TASK FORCE APPREH |                                | 0.00         | 0.00        |
|                                     |                                | -----        | -----       |

CASH & INVESTMENTS BY FUND

AS OF: MARCH 31ST, 2023 MARCH 31ST, 2023

| FUND ACCT. NO.                      | ACCOUNT NAME                   | CASH          | INVESTMENTS |
|-------------------------------------|--------------------------------|---------------|-------------|
| <b>OGG FY 2020 CESF</b>             |                                |               |             |
| =====                               |                                |               |             |
| 332 101-2000                        | CLAIM ON CASH-OGG FY2020 CESF  | 0.00          |             |
|                                     |                                | -----         | -----       |
| TOTAL 332-OGG FY 2020 CESF          |                                | 0.00          | 0.00        |
|                                     |                                | -----         | -----       |
| <b>BJA FY 2020 CESF</b>             |                                |               |             |
| =====                               |                                |               |             |
| 333 101-2000                        | CLAIM ON CASH-BJA FY 2020 CESF | 0.00          |             |
|                                     |                                | -----         | -----       |
| TOTAL 333-BJA FY 2020 CESF          |                                | 0.00          | 0.00        |
|                                     |                                | -----         | -----       |
| <b>SWB RURAL LAW ENFORCEMENT</b>    |                                |               |             |
| =====                               |                                |               |             |
| 334 101-2000                        | CLAIM ON CASH-SWB RURAL LAW EN | 0.00          |             |
|                                     |                                | -----         | -----       |
| TOTAL 334-SWB RURAL LAW ENFORCEMENT |                                | 0.00          | 0.00        |
|                                     |                                | -----         | -----       |
| <b>OPERATION LONE STAR GRANT</b>    |                                |               |             |
| =====                               |                                |               |             |
| 335 101-2000                        | CLAIM ON CASH-OPERATION LONE S | ( 354,373.01) |             |
|                                     |                                | -----         | -----       |
| TOTAL 335-OPERATION LONE STAR GRANT |                                | ( 354,373.01) | 0.00        |
|                                     |                                | -----         | -----       |
| <b>STONEGARDEN GRANT</b>            |                                |               |             |
| =====                               |                                |               |             |
| 336 101-2000                        | CLAIM ON CASH-STONEGARDEN GNT  | ( 119,028.75) |             |
|                                     |                                | -----         | -----       |
| TOTAL 336-STONEGARDEN 2010SST0-0008 |                                | ( 119,028.75) | 0.00        |
|                                     |                                | -----         | -----       |
| <b>JAG-LESS LETHAL FORCE</b>        |                                |               |             |
| =====                               |                                |               |             |
| 337 101-2000                        | CLAIM ON CASH-JAG LESS LETHAL  | 0.00          |             |
|                                     |                                | -----         | -----       |
| TOTAL 337-JAG-LESS LETHAL FORCE     |                                | 0.00          | 0.00        |
|                                     |                                | -----         | -----       |
| <b>CLICK IT OR TICKET</b>           |                                |               |             |
| =====                               |                                |               |             |
| 338 101-2000                        | CLAIM ON CASH-GCRPC 9-1-1      | 17,417.78     |             |
|                                     |                                | -----         | -----       |
| TOTAL 338-GCRPC - 9-1-1 ALLOCATION  |                                | 17,417.78     | 0.00        |
|                                     |                                | -----         | -----       |

CASH & INVESTMENTS BY FUND

AS OF: MARCH 31ST, 2023 MARCH 31ST, 2023

| FUND ACCT. NO.                      | ACCOUNT NAME                   | CASH         | INVESTMENTS |
|-------------------------------------|--------------------------------|--------------|-------------|
| <b>BYRNE JAG PROGRAM</b>            |                                |              |             |
| =====                               |                                |              |             |
| 339 101-2000                        | CLAIM ON CASH-BYRNE JAG PROG   | 0.00         |             |
| TOTAL 339-BYRNE JAG PROGRAM         |                                | 0.00         | 0.00        |
| <b>HIGH INTENSITY DRUG TRAF</b>     |                                |              |             |
| =====                               |                                |              |             |
| 340 101-2000                        | CLAIM ON CASH-HIGH INTENSITY   | ( 24,497.44) |             |
| TOTAL 340-HIGH INTENSITY DRUG TRAFF |                                | ( 24,497.44) | 0.00        |
| <b>BODY WORN CAMERA PROG</b>        |                                |              |             |
| =====                               |                                |              |             |
| 342 101-2000                        | CLAIM ON CASH-BODY WORN CAMERA | ( 73,624.38) |             |
| TOTAL 342-BODY WORN CAMERA PROG     |                                | ( 73,624.38) | 0.00        |
| <b>RIFLE REST BODY ARM GNT</b>      |                                |              |             |
| =====                               |                                |              |             |
| 343 101-2000                        | CLAIM ON CASH-RIFLE RESIT BODY | 0.00         |             |
| TOTAL 343-RIFLE RESIT BODY ARMOR GN |                                | 0.00         | 0.00        |
| <b>FIREFIGHTERS GRANT</b>           |                                |              |             |
| =====                               |                                |              |             |
| 344 101-2000                        | CLAIM ON CASH-FIREFIGHTERS GNT | 0.00         |             |
| TOTAL 344-FIREFIGHTERS GRANT        |                                | 0.00         | 0.00        |
| <b>FERAL HOG GRANT</b>              |                                |              |             |
| =====                               |                                |              |             |
| 345 101-2000                        | CLAIM ON CASH-FERAL HOG GRANT  | ( 8,249.93)  |             |
| TOTAL 345-FERAL HOG GRANT           |                                | ( 8,249.93)  | 0.00        |
| <b>TXCDBG WCID1 BLOOMINGTON</b>     |                                |              |             |
| =====                               |                                |              |             |
| 346 101-2000                        | CLAIM ON CASH-WCID1 BLOOMING   | 0.00         |             |
| TOTAL 346-TXCDBG GNT-WCID1 BLOOM.   |                                | 0.00         | 0.00        |



CASH & INVESTMENTS BY FUND

AS OF: MARCH 31ST, 2023 MARCH 31ST, 2023

| FUND ACCT. NO.                      | ACCOUNT NAME                   | CASH          | INVESTMENTS |
|-------------------------------------|--------------------------------|---------------|-------------|
| <b>TXCOBG WCID2 PLACEDO</b>         |                                |               |             |
| =====                               |                                |               |             |
| 347 101-2000                        | CLAIM ON CASH-WCID2 PLACEDO    | ( 3,025.00)   |             |
|                                     |                                | -----         | -----       |
| TOTAL 347-TXCDGB GNT-               | WCID2 PLACEDO                  | ( 3,025.00)   | 0.00        |
|                                     |                                | -----         | -----       |
| <b>CDBG HURRICANE HARVEY DR</b>     |                                |               |             |
| =====                               |                                |               |             |
| 348 101-2000                        | CLAIM ON CASH-CDBG HUR HARVEY  | ( 288,151.11) |             |
|                                     |                                | -----         | -----       |
| TOTAL 348-CDBG HURRICANE HARVEY DR  |                                | ( 288,151.11) | 0.00        |
|                                     |                                | -----         | -----       |
| <b>STATE FEE ACCOUNT</b>            |                                |               |             |
| =====                               |                                |               |             |
| 350 101-2000                        | CLAIM ON CASH-STATE FEE FD     | 163,605.06    |             |
|                                     |                                | -----         | -----       |
| TOTAL 350-STATE FEE ACCOUNT         |                                | 163,605.06    | 0.00        |
|                                     |                                | -----         | -----       |
| <b>PESC MENTAL HEALTH DEPUTY</b>    |                                |               |             |
| =====                               |                                |               |             |
| 355 101-2000                        | CLAIM ON CASH-PESC MENTAL HLTH | ( 6,158.02)   |             |
|                                     |                                | -----         | -----       |
| TOTAL 355-PESC MENTAL HEALTH DEPUTY |                                | ( 6,158.02)   | 0.00        |
|                                     |                                | -----         | -----       |
| <b>MENTAL HLTH PEACE OFF FD</b>     |                                |               |             |
| =====                               |                                |               |             |
| 356 101-2000                        | CLAIM ON CASH-MENTAL SO/GB     | ( 86,045.41)  |             |
|                                     |                                | -----         | -----       |
| TOTAL 356-MENTAL HEALTH PEACE OFF   |                                | ( 86,045.41)  | 0.00        |
|                                     |                                | -----         | -----       |
| <b>BISD SCHOOL RESOURCE OFF</b>     |                                |               |             |
| =====                               |                                |               |             |
| 358 101-2000                        | CLAIM ON CASH-BISD SCHL RESOUR | ( 9,107.61)   |             |
|                                     |                                | -----         | -----       |
| TOTAL 358-BISD SCHOOL RESOURCE OFF  |                                | ( 9,107.61)   | 0.00        |
|                                     |                                | -----         | -----       |
| <b>BULLET RESISTANT SHIELD</b>      |                                |               |             |
| =====                               |                                |               |             |
| 359 101-2000                        | CLAIM ON CASH-BULLET RESIS SHI | 0.00          |             |
|                                     |                                | -----         | -----       |
| TOTAL 359-BULLET RESISTANT SHIELD   |                                | 0.00          | 0.00        |
|                                     |                                | -----         | -----       |

CASH & INVESTMENTS BY FUND

AS OF: MARCH 31ST, 2023 MARCH 31ST, 2023

| FUND ACCT. NO.                      | ACCOUNT NAME                   | CASH       | INVESTMENTS |
|-------------------------------------|--------------------------------|------------|-------------|
| <b>SHERIFF'S FORFEITURE FD</b>      |                                |            |             |
| =====                               |                                |            |             |
| 360 101-2000                        | CLAIM ON CASH-SHERIFF FORFEIT  | 842,040.27 |             |
| 360 151-1001                        | TEXPOOL INVESTMENTS            |            | 0.00        |
| 360 151-1005                        | LOCAL GOVT. INVEST. COOP.      |            | 0.00        |
|                                     |                                | -----      | -----       |
| TOTAL 360-SHERIFF'S FORFEITURE FUND |                                | 842,040.27 | 0.00        |
|                                     |                                | -----      | -----       |
| <b>SHERIFF'S DONATION FUND</b>      |                                |            |             |
| =====                               |                                |            |             |
| 361 101-2000                        | CLAIM ON CASH-SHERIFF DONATION | 60,040.14  |             |
|                                     |                                | -----      | -----       |
| TOTAL 361-SHERIFF'S DONATION FUND   |                                | 60,040.14  | 0.00        |
|                                     |                                | -----      | -----       |
| <b>SHER DOJ FEDERAL FORFEIT</b>     |                                |            |             |
| =====                               |                                |            |             |
| 362 101-2000                        | CLAIM ON CASH-SO DOJ FED FORFE | 279,694.69 |             |
|                                     |                                | -----      | -----       |
| TOTAL 362-SHERIFF DOJ FED. FORFEIT. |                                | 279,694.69 | 0.00        |
|                                     |                                | -----      | -----       |
| <b>CDA CONTRABAND FORFEITURE</b>    |                                |            |             |
| =====                               |                                |            |             |
| 370 101-2000                        | CLAIM ON CASH-CDA CONTRA FORF  | 929,191.34 |             |
| 370 151-1005                        | LOCAL GOVT. INVEST. COOP.      |            | 0.00        |
|                                     |                                | -----      | -----       |
| TOTAL 370-CDA CONTRABAND FORFEITURE |                                | 929,191.34 | 0.00        |
|                                     |                                | -----      | -----       |
| <b>CDA DOJ EQUITABLE SHARE</b>      |                                |            |             |
| =====                               |                                |            |             |
| 371 101-2000                        | CLAIM ON CASH-CDA DOJ EQUIT    | 1,110.02   |             |
|                                     |                                | -----      | -----       |
| TOTAL 371-CDA DOJ EQUITABLE SHARE   |                                | 1,110.02   | 0.00        |
|                                     |                                | -----      | -----       |
| <b>SHERIFF DOT FEDERAL FORF</b>     |                                |            |             |
| =====                               |                                |            |             |
| 372 101-2000                        | CLAIM ON CASH-SO DOT FED FORF. | 479,193.63 |             |
|                                     |                                | -----      | -----       |
| TOTAL 372-SHERIFF DOT FEDERAL FORF  |                                | 479,193.63 | 0.00        |
|                                     |                                | -----      | -----       |
| <b>SHERIFF COMMISSARY FUND</b>      |                                |            |             |
| =====                               |                                |            |             |
| 380 101-2000                        | CLAIM ON CASH-SHER. COMMISSARY | 746,267.84 |             |
|                                     |                                | -----      | -----       |
| TOTAL 380-SHERIFF COMMISSARY FUND   |                                | 746,267.84 | 0.00        |
|                                     |                                | -----      | -----       |

CASH & INVESTMENTS BY FUND

AS OF: MARCH 31ST, 2023 MARCH 31ST, 2023

| FUND                                | ACCT. NO. | ACCOUNT NAME                   | CASH            | INVESTMENTS |
|-------------------------------------|-----------|--------------------------------|-----------------|-------------|
| <b>JUVENILE COMMISSARY FUND</b>     |           |                                |                 |             |
| =====                               |           |                                |                 |             |
| 390                                 | 101-2000  | CLAIM ON CASH-JUV COMMISSARY   | 7,997.84        |             |
| TOTAL 390-JUVENILE COMMISSARY FUND  |           |                                | 7,997.84        | 0.00        |
| <b>NATIONAL SCHOOL LUNCH PRG</b>    |           |                                |                 |             |
| =====                               |           |                                |                 |             |
| 392                                 | 101-2000  | CLAIM ON CASH-NSLP             | ( 8,823.09)     |             |
| TOTAL 392-NATIONAL SCHOOL LUNCH PRG |           |                                | ( 8,823.09)     | 0.00        |
| <b>VISD SRO REIMBURSEMENT</b>       |           |                                |                 |             |
| =====                               |           |                                |                 |             |
| 395                                 | 101-2000  | CLAIM ON CASH-VISD SRO REIMB   | ( 87,499.95)    |             |
| TOTAL 395-VISD SRO REIMBURSEMENT    |           |                                | ( 87,499.95)    | 0.00        |
| <b>HEALTH INSURANCE FUND</b>        |           |                                |                 |             |
| =====                               |           |                                |                 |             |
| 410                                 | 101-2000  | CLAIM ON CASH-HEALTH INSUR     | ( 1,708,459.56) |             |
| 410                                 | 101-3000  | CASH IN BANK/BOON CHAPMAN      | 194.52          |             |
| TOTAL 410-HEALTH INSURANCE FUND     |           |                                | ( 1,708,265.04) | 0.00        |
| <b>EMPLOYEE BENEFIT FUND</b>        |           |                                |                 |             |
| =====                               |           |                                |                 |             |
| 420                                 | 101-2000  | CLAIM ON CASH-EMPLOYEE BENEF   | 3,432.12        |             |
| TOTAL 420-EMPLOYEE BENEFIT FUND     |           |                                | 3,432.12        | 0.00        |
| <b>ELECTIONS ADM SPECIAL</b>        |           |                                |                 |             |
| =====                               |           |                                |                 |             |
| 450                                 | 101-2000  | CLAIM ON CASH-ELECT ADM SPEC   | 42,063.66       |             |
| TOTAL 450-ELECTIONS ADM SPECIAL     |           |                                | 42,063.66       | 0.00        |
| <b>HAVA ELCTN SECURITY GRANT</b>    |           |                                |                 |             |
| =====                               |           |                                |                 |             |
| 454                                 | 101-2000  | CLAIM ON CASH-HAVA ELECTN SECU | 8,476.30        |             |
| TOTAL 454-HAVA ELECTN SECURITY GRNT |           |                                | 8,476.30        | 0.00        |

CASH & INVESTMENTS BY FUND

AS OF: MARCH 31ST, 2023 MARCH 31ST, 2023

| FUND                           | ACCT. NO. | ACCOUNT NAME                      | CASH       | INVESTMENTS |
|--------------------------------|-----------|-----------------------------------|------------|-------------|
| <b>HELP AMERICA VOTE GRANT</b> |           |                                   |            |             |
| =====                          |           |                                   |            |             |
| 455                            | 101-2000  | CLAIM ON CASH-HELP AMER VOTE      | 0.00       |             |
|                                |           |                                   | -----      | -----       |
|                                |           | TOTAL 455-HELP AMERICA VOTE GRANT | 0.00       | 0.00        |
|                                |           |                                   | -----      | -----       |
| <b>CTCL GRANT</b>              |           |                                   |            |             |
| =====                          |           |                                   |            |             |
| 456                            | 101-2000  | CLAIM ON CASH-CTCL GRANT          | 0.00       |             |
|                                |           |                                   | -----      | -----       |
|                                |           | TOTAL 456 CTCL GRANT              | 0.00       | 0.00        |
|                                |           |                                   | -----      | -----       |
| <b>ELECTIONS CHAPTER 19</b>    |           |                                   |            |             |
| =====                          |           |                                   |            |             |
| 457                            | 101-2000  | CLAIM ON CASH-ELECT CHAPT 19      | 0.00       |             |
|                                |           |                                   | -----      | -----       |
|                                |           | TOTAL 457-ELECTIONS CHAPTER 19 FD | 0.00       | 0.00        |
|                                |           |                                   | -----      | -----       |
| <b>TAX ASSESSOR SPECIAL</b>    |           |                                   |            |             |
| =====                          |           |                                   |            |             |
| 499                            | 101-3000  | SPECIAL INVENTORY ACCT.           | 210,573.30 |             |
|                                |           |                                   | -----      | -----       |
|                                |           | TOTAL 499-TAX ASSESSOR SPECIAL    | 210,573.30 | 0.00        |
|                                |           |                                   | -----      | -----       |
| <b>HISTORICAL COMMISSION</b>   |           |                                   |            |             |
| =====                          |           |                                   |            |             |
| 500                            | 101-2000  | CLAIM ON CASH-HISTORICAL COMM     | 3,557.38   |             |
|                                |           |                                   | -----      | -----       |
|                                |           | TOTAL 500-HISTORICAL COMMISSION   | 3,557.38   | 0.00        |
|                                |           |                                   | -----      | -----       |
| <b>TX HIST COMM CLG GRANT</b>  |           |                                   |            |             |
| =====                          |           |                                   |            |             |
| 505                            | 101-2000  | CLAIM ON CASH-TX HIST COMM CL     | 3,352.38   |             |
|                                |           |                                   | -----      | -----       |
|                                |           | TOTAL 505-TX HIST COMM CLG GRANT  | 3,352.38   | 0.00        |
|                                |           |                                   | -----      | -----       |
| <b>CHILD WELFARE BOARD</b>     |           |                                   |            |             |
| =====                          |           |                                   |            |             |
| 515                            | 101-2000  | CLAIM ON CASH-CHILD WELFARE BD    | 23,602.73  |             |
|                                |           |                                   | -----      | -----       |
|                                |           | TOTAL 515-CHILD WELFARE BOARD     | 23,602.73  | 0.00        |
|                                |           |                                   | -----      | -----       |

CASH & INVESTMENTS BY FUND

AS OF: MARCH 31ST, 2023 MARCH 31ST, 2023

| FUND                                | ACCT. NO. | ACCOUNT NAME                       | CASH          | INVESTMENTS |
|-------------------------------------|-----------|------------------------------------|---------------|-------------|
| <b>TIDC IMPROVEMENT GRANT</b>       |           |                                    |               |             |
| =====                               |           |                                    |               |             |
| 520                                 | 101-2000  | CLAIM ON CASH-TIDC IMPROV GRAN     | ( 8,830.82)   |             |
|                                     |           |                                    | -----         | -----       |
|                                     |           | TOTAL 520-TIDC IMPROVEMENT GRANT   | ( 8,830.82)   | 0.00        |
|                                     |           |                                    | -----         | -----       |
| <b>REBUILD TEXAS FUND</b>           |           |                                    |               |             |
| =====                               |           |                                    |               |             |
| 550                                 | 101-2000  | CLAIM ON CASH-REBUILD TX FUND      | 0.00          |             |
|                                     |           |                                    | -----         | -----       |
|                                     |           | TOTAL 550-REBUILD TEXAS FUND       | 0.00          | 0.00        |
|                                     |           |                                    | -----         | -----       |
| <b>DEBT SERVICE</b>                 |           |                                    |               |             |
| =====                               |           |                                    |               |             |
| 700                                 | 101-2000  | CLAIM ON CASH-DEBT SERVICE         | 1,336,226.39  |             |
|                                     |           |                                    | -----         | -----       |
|                                     |           | TOTAL 700-DEBT SERVICE             | 1,336,226.39  | 0.00        |
|                                     |           |                                    | -----         | -----       |
| <b>LAW LIBRARY FUND</b>             |           |                                    |               |             |
| =====                               |           |                                    |               |             |
| 720                                 | 101-2000  | CLAIM ON CASH-LAW LIBRARY FD       | 30,048.14     |             |
|                                     |           |                                    | -----         | -----       |
|                                     |           | TOTAL 720-LAW LIBRARY FUND         | 30,048.14     | 0.00        |
|                                     |           |                                    | -----         | -----       |
| <b>CONSTRUCTION RETAINAGE</b>       |           |                                    |               |             |
| =====                               |           |                                    |               |             |
| 771                                 | 101-2000  | CLAIM ON CASH-CONSTRN RETAIN       | 0.00          |             |
|                                     |           |                                    | -----         | -----       |
|                                     |           | TOTAL 771-CONSTRUCTION RETAINAGE   | 0.00          | 0.00        |
|                                     |           |                                    | -----         | -----       |
| <b>VICTORIA HEALTH DEPT</b>         |           |                                    |               |             |
| =====                               |           |                                    |               |             |
| 800                                 | 101-2000  | CLAIM ON CASH-HEALTH DEPT          | ( 459,520.70) |             |
| 800                                 | 101-3000  | CASH IN BANK/HLTH 340B DRAFT.      | 218,733.38    |             |
|                                     |           |                                    | -----         | -----       |
|                                     |           | TOTAL 800-VICTORIA HEALTH DEPT.    | ( 240,787.32) | 0.00        |
|                                     |           |                                    | -----         | -----       |
| <b>TX A&amp;M UNIV HLTH SCIENCE</b> |           |                                    |               |             |
| =====                               |           |                                    |               |             |
| 801                                 | 101-2000  | CLAIM ON CASH-TX A&M HLTH SCI      | 0.00          |             |
|                                     |           |                                    | -----         | -----       |
|                                     |           | TOTAL 801-TX A&M UNIV HLTH SCIENCE | 0.00          | 0.00        |
|                                     |           |                                    | -----         | -----       |

CASH & INVESTMENTS BY FUND

AS OF: MARCH 31ST, 2023 MARCH 31ST, 2023

| FUND ACCT. NO.                      | ACCOUNT NAME                   | CASH          | INVESTMENTS |
|-------------------------------------|--------------------------------|---------------|-------------|
| <b>MEDICAID ADM CLAIM FD</b>        |                                |               |             |
| =====                               |                                |               |             |
| 802 101-2000                        | CLAIM ON CASH-MEDICAID ADM CLM | 54,889.56     |             |
| TOTAL 802-MEDICAID ADM CLAIMS FD    |                                | 54,889.56     | 0.00        |
| <b>TEXAS HOME VISITING GNT</b>      |                                |               |             |
| =====                               |                                |               |             |
| 803 101-2000                        | CLAIM ON CASH-TX HOME VISITING | ( 89,236.06)  |             |
| TOTAL 803-TEXAS HOME VISITING GRANT |                                | ( 89,236.06)  | 0.00        |
| <b>HOGG FOUNDATION GRANT</b>        |                                |               |             |
| =====                               |                                |               |             |
| 804 101-2000                        | CLAIM ON CASH-HOGG FOUNDAT.    | 94,979.57     |             |
| TOTAL 804-HOGG FOUNDATION GNT       |                                | 94,979.57     | 0.00        |
| <b>HURRICANE PUBLIC HLTH GNT</b>    |                                |               |             |
| =====                               |                                |               |             |
| 805 101-2000                        | CLAIM ON CASH-HURRICANE PUBLIC | 0.00          |             |
| TOTAL 805-HURRICANE PUBLIC HLTH GNT |                                | 0.00          | 0.00        |
| <b>AMERICARES</b>                   |                                |               |             |
| =====                               |                                |               |             |
| 806 101-2000                        | CLAIM ON CASH-AMERICARES       | 0.00          |             |
| TOTAL 806-AMERICARES                |                                | 0.00          | 0.00        |
| <b>VICTORIA WIC PROGRAM</b>         |                                |               |             |
| =====                               |                                |               |             |
| 810 101-2000                        | CLAIM ON CASH-WIC PROGRAM      | ( 111,416.58) |             |
| TOTAL 810-VICTORIA WIC PROGRAM      |                                | ( 111,416.58) | 0.00        |
| <b>FLEXIBLE BENEFITS PLAN</b>       |                                |               |             |
| =====                               |                                |               |             |
| 870 101-2000                        | CASH-FLEX BEN-DENTAL,LIFE,VSN  | 26,720.12     |             |
| 870 101-3000                        | CASH IN BANK/PROSPERITY BANK   | 111,099.06    |             |
| TOTAL 870-FLEXIBLE BENEFITS PLAN    |                                | 137,819.18    | 0.00        |

0-00 \*

0-00 \*

| FUND ACCT. NO.                            | ACCOUNT NAME                   | CASH                 | INVESTMENTS |
|---|--------------------------------|----------------------|-------------|
| <b>VICTORIA COUNTY HOSPITAL</b>           |                                |                      |             |
| 820 101-1000                              | HOSPITAL FUND                  | 32,386,941.78        |             |
| 820 101-2004                              | CMC 125 PLAN                   | 176,683.10           |             |
| 820 101-2010                              | CMC BONDS                      | 9,855,515.56         |             |
| 820 101-3000                              | CMC ACCTS PAYABLE              | ( 744,212.71)        |             |
| 820 101-4000                              | CMC PAYROLL                    | 20,000.00            |             |
| 820 101-4100                              | CMC MEDICAL PROFESS #214125768 | 100.00               |             |
| 820 101-4105                              | CMC MEDICAL PROFESS #217301213 | 13,604,168.57        |             |
| 820 101-4200                              | CMC WEIGHT MANAGEMENT CNTR     | 624,472.82           |             |
| 820 101-4300                              | CMC HOME HEALTH AGENCY         | 7,127,097.47         |             |
| 820 101-5001                              | ARBORETUM NURSE /REHAB/WINNIE  | 0.00                 |             |
| 820 101-5002                              | MATAGORDA NURSING & REHAB      | 877.47               |             |
| 820 101-5003                              | TWIN PINES NURSING & REHAB     | 2,547.26             |             |
| 820 101-5004                              | SHADY OAKS NURSING & REHAB     | 17,533.21            |             |
| 820 101-5005                              | AMISTAD NURSING & REHAB        | 0.00                 |             |
| 820 101-5006                              | GANADO NURSING & REHAB         | 10,931.55            |             |
| 820 101-5007                              | CUERO NURSING & REHAB          | 0.00                 |             |
| 820 101-5008                              | STEVENS NURSE & REHAB/HALLETTS | 6,442.66             |             |
| 820 101-5009                              | PORT LAVACA NURSING & REHAB    | 18,203.81            |             |
| 820 101-5010                              | SOUTHBROOKE NURSING & REHAB    | 2,019.12             |             |
| 820 101-5011                              | WHARTON NURSING & REHAB        | 0.00                 |             |
| 820 101-5012                              | YOAKUM NURSING & REHAB         | 0.00                 |             |
| 820 101-5100                              | CUERO NURSING & REHAB-HUD      | 174,053.28           |             |
| 820 101-5105                              | STEVENS NURSE & REHAB-HUD      | 227,764.20           |             |
| 820 101-5110                              | PORT LAVACA NURSE & REHAB-HUD  | 300,800.87           |             |
| 820 101-5115                              | SOUTHBROOKE NURSE&REHAB-HUD    | 213,542.35           |             |
| 820 101-5120                              | WHARTON NURSING& REHAB-HUD     | 291,132.78           |             |
| 820 101-5125                              | YOAKUM NURSING & REHAB-HUD     | 0.00                 |             |
| 820 101-5130                              | MATAGORDA NURSING & REHAB-HUD  | 1.45                 |             |
| 820 101-5135                              | TWIN PINES NURSING & REHAB-HUD | 0.00                 |             |
| 820 101-5140                              | GANADO NURSING & REHAB-HUD     | 0.00                 |             |
| 820 151-1004                              | CERTIFICATES OF DEPOSIT        |                      | 0.00        |
| 820 151-1005                              | LOCAL GOVT. INVEST. COOP.      |                      | 0.00        |
| <b>TOTAL 820-VICTORIA COUNTY HOSPITAL</b> |                                | <b>64,316,616.60</b> | <b>0.00</b> |
| <b>TOTAL CASH AND INVESTMENTS</b>         |                                | <b>64,316,616.60</b> | <b>0.00</b> |

32,386,941.78 +  
 176,683.10 +  
 9,855,515.56 +  
 744,212.71 -  
 20,000.00 +  
 100.00 +  
 13,604,168.57 +  
 624,472.82 +  
 7,127,097.47 +  
 43,050,766.59 \*  
 877.47 +  
 2,547.26 +  
 17,533.21 +  
 0.00 +  
 10,931.55 +  
 0.00 +  
 6,442.66 +  
 18,203.81 +  
 2,019.12 +  
 0.00 +  
 174,053.28 +  
 227,764.20 +  
 300,800.87 +  
 213,542.35 +  
 291,132.78 +  
 1.45 +  
 0.00 +  
 1,265,850.01 \*  
 1,265,850.01 +  
 63,050,766.59 +  
 64,316,616.60 \*  
 0.00 \*

\*\*\* END OF REPORT \*\*\*

| CD INVESTMENTS GENERAL FUND<br>ISSUER   | CUSIP     | BROKER | PERIOD ENDING 3/31/2023 |        |               | SETTLE     | MATURE     | MIKT PRICE | MARKET VALUE  |
|---|-----------|--------|-------------------------|--------|---------------|------------|------------|------------|---------------|
|   |           |        | TERM                    | % EARN | BOOK VALUE    |            |            |            |               |
| FIRST BANK RICHMOND (28533)             | 319267JS0 | MBS    | 18                      | 2.290% | \$ 246,000.00 | 5/20/2022  | 11/20/2023 | 98.227     | \$ 241,638.42 |
| OCEANFIRST BANK NA                      | 67523TAL7 | MBS    | 24                      | 2.060% | \$ 247,000.00 | 3/30/2022  | 4/1/2024   | 96.974     | \$ 239,525.78 |
| SAFRA NATIONAL BANK                     | 78658RHU8 | MBS    | 24                      | 2.210% | \$ 247,000.00 | 4/6/2022   | 4/8/2024   | 97.094     | \$ 239,822.18 |
| ALLY BANK                               | 02007GPJ6 | MBS    | 24                      | 2.060% | \$ 247,000.00 | 4/7/2022   | 4/8/2024   | 96.944     | \$ 239,451.68 |
| FALL RIVER FIVE CENTS SAVINGS BANK      | 306275BE7 | MBS    | 24                      | 2.260% | \$ 247,000.00 | 4/18/2022  | 4/8/2024   | 97.069     | \$ 239,760.43 |
| PRIMEWAY FCU (2131)                     | 741600AP5 | MBS    | 24                      | 2.520% | \$ 249,000.00 | 5/6/2022   | 5/6/2024   | 97.178     | \$ 241,973.22 |
| UBS BANK (57565)                        | 9034813B4 | MBS    | 24                      | 2.920% | \$ 249,000.00 | 5/11/2022  | 5/13/2024  | 97.567     | \$ 242,941.83 |
| AMERICAN NATL BANK (26499)              | 02769QDV8 | MBS    | 24                      | 2.270% | \$ 249,000.00 | 5/13/2022  | 5/13/2024  | 96.861     | \$ 241,183.89 |
| JOHN MARSHALL BANK (58243)              | 47804GHR7 | MBS    | 24                      | 2.570% | \$ 249,000.00 | 5/13/2022  | 5/13/2024  | 97.187     | \$ 241,995.63 |
| GREENSTATE CREDIT UNION                 | 39573LBF4 | MBS    | 36                      | 0.470% | \$ 249,000.00 | 6/3/2021   | 5/14/2024  | 94.949     | \$ 236,423.01 |
| NEW YORK COMMUNITY BANK                 | 649447UP2 | MBS    | 36                      | 0.360% | \$ 249,000.00 | 6/3/2021   | 6/3/2024   | 94.656     | \$ 235,693.44 |
| TRUSTONE FINL CR UN PLYMOUTH            | 89841MAC1 | MBS    | 36                      | 3.170% | \$ 249,000.00 | 6/29/2022  | 7/1/2024   | 97.615     | \$ 243,061.35 |
| UNITED HERITAGE CR                      | 91334AAK9 | MBS    | 18                      | 5.180% | \$ 248,000.00 | 3/21/2023  | 9/23/2024  | 100.239    | \$ 248,592.72 |
| MORGAN STANLEY BANK NA                  | 61773TDL4 | MBS    | 30                      | 2.440% | \$ 245,000.00 | 4/20/2022  | 10/18/2024 | 96.043     | \$ 235,305.35 |
| BANKERS BANK (23537)                    | 06610RBQ1 | MBS    | 30                      | 2.600% | \$ 247,000.00 | 5/6/2022   | 11/6/2024  | 96.143     | \$ 237,473.21 |
| METRO (66364)                           | 59161YAQ9 | MBS    | 30                      | 2.940% | \$ 249,000.00 | 5/20/2022  | 11/20/2024 | 96.612     | \$ 240,563.88 |
| CITY NATIONAL BANK (17281)              | 178180GR0 | MBS    | 24                      | 4.860% | \$ 244,000.00 | 11/23/2022 | 11/25/2024 | 99.751     | \$ 243,392.44 |
| ISRAEL DISCOUNT BANK (19977)            | 465076UD7 | MBS    | 24                      | 4.860% | \$ 244,000.00 | 11/25/2022 | 11/25/2024 | 99.750     | \$ 243,390.00 |
| BANKUNITED NA                           | 066519RV3 | MBS    | 36                      | 1.010% | \$ 249,000.00 | 12/8/2021  | 12/9/2024  | 93.462     | \$ 232,720.38 |
| CAPITAL ONE NA                          | 14042RQL8 | MBS    | 36                      | 0.850% | \$ 249,000.00 | 12/8/2021  | 12/9/2024  | 93.257     | \$ 232,209.93 |
| AMERICAN FRIST CU                       | 02616AAP4 | MBS    | 36                      | 1.070% | \$ 249,000.00 | 12/30/2021 | 12/30/2024 | 93.327     | \$ 232,384.23 |
| FIRST NATIONAL BANK OF AMERICA          | 32110YVB8 | MBS    | 36                      | 0.960% | \$ 249,000.00 | 12/30/2021 | 12/30/2024 | 93.160     | \$ 231,968.40 |
| TEXAS EXCHANGE BANK                     | 88241TNG1 | MBS    | 36                      | 1.440% | \$ 249,000.00 | 2/4/2022   | 2/4/2025   | 93.627     | \$ 233,131.23 |
| BEAL BANK                               | 07371AWRO | MBS    | 36                      | 1.330% | \$ 249,000.00 | 2/9/2022   | 2/5/2025   | 93.447     | \$ 232,683.03 |
| AMERANT BANK NA                         | 02357QAR8 | MBS    | 36                      | 1.750% | \$ 249,000.00 | 2/28/2022  | 2/28/2025  | 93.970     | \$ 233,985.30 |
| AMERICAN EXPRESS NATL BANK              | 02589ABM3 | MBS    | 36                      | 1.910% | \$ 247,000.00 | 3/3/2022   | 3/3/2025   | 94.237     | \$ 232,765.39 |
| BARCLAYS BANK                           | 06740KPE1 | MBS    | 36                      | 1.800% | \$ 247,000.00 | 3/16/2022  | 3/17/2025  | 93.952     | \$ 232,061.44 |
| GOLDMAN SACHS BANK USA 6 MONTH CALLABLE | 38179M3A9 | MBS    | 36                      | 2.010% | \$ 249,000.00 | 3/16/2022  | 3/17/2025  | 94.295     | \$ 234,794.55 |
| LAFAYETTE FEDERAL CU                    | 50625LAY9 | MBS    | 36                      | 2.320% | \$ 249,000.00 | 3/30/2022  | 3/31/2025  | 94.774     | \$ 235,987.26 |
| SYNCHRONY BANK                          | 87165FJ47 | MBS    | 36                      | 2.270% | \$ 247,000.00 | 3/31/2022  | 3/31/2025  | 94.709     | \$ 233,931.23 |
| POPULAR BANK                            | 73317AAV4 | MBS    | 36                      | 2.220% | \$ 247,000.00 | 4/6/2022   | 4/7/2025   | 94.561     | \$ 233,565.67 |

4/12/2023CD INVESTMENTS COURT 2023



## CD INVESTMENTS GENERAL FUND

PERIOD ENDING 3/31/2023

| ISSUER                          | CUSIP     | BROKER | TERM | % EARN | BOOK VALUE    | SETTLE     | MATURE     | MKT PRICE | MARKET VALUE  |
|---------------------------------|-----------|--------|------|--------|---------------|------------|------------|-----------|---------------|
| BMW BANK OF NA                  | 05580AL85 | MBS    | 36   | 2.620% | \$ 247,000.00 | 4/8/2022   | 4/8/2025   | 95.341    | \$ 235,492.27 |
| JPMORGAN CHASE BANK NA          | 48128WPG4 | MBS    | 36   | 2.620% | \$ 247,000.00 | 4/8/2022   | 4/8/2025   | 95.345    | \$ 235,502.15 |
| LEADER BANK NA                  | 52168UHY1 | MBS    | 36   | 2.670% | \$ 246,000.00 | 4/22/2022  | 4/22/2025  | 95.356    | \$ 234,575.76 |
| AMERICU                         | 03065QAD0 | MBS    | 36   | 2.620% | \$ 249,000.00 | 4/27/2022  | 4/28/2025  | 95.179    | \$ 236,995.71 |
| DISCOVER BANK (5649)            | 254673C46 | MBS    | 36   | 2.970% | \$ 246,000.00 | 5/4/2022   | 5/5/2025   | 95.872    | \$ 235,845.12 |
| GENERATIONS BANK                | 37149CAS6 | MBS    | 36   | 3.070% | \$ 247,000.00 | 5/6/2022   | 5/6/2025   | 96.034    | \$ 237,203.98 |
| CAPITAL ONE BANK USA NT (33954) | 14042TGE1 | MBS    | 36   | 3.210% | \$ 246,000.00 | 5/18/2022  | 5/19/2025  | 96.303    | \$ 236,905.38 |
| BRIDGEWATER BANK (58210)        | 108622MG3 | MBS    | 36   | 2.870% | \$ 249,000.00 | 5/18/2022  | 5/19/2025  | 95.568    | \$ 237,964.32 |
| INSTITUTION FOR SAVINGS (90250) | 45780PBL8 | MBS    | 36   | 3.220% | \$ 247,000.00 | 5/20/2022  | 5/20/2025  | 96.272    | \$ 237,791.84 |
| CONNEXUS (66538)                | 20825WAT7 | MBS    | 36   | 3.120% | \$ 249,000.00 | 5/26/2022  | 5/27/2025  | 96.032    | \$ 239,119.68 |
| CARTER FED CR UN                | 14622LAC6 | MBS    | 36   | 3.120% | \$ 247,000.00 | 6/22/2022  | 6/23/2025  | 95.914    | \$ 236,907.58 |
| BMO HARRIS BANK NATL            | 05600XGK0 | MBS    | 36   | 3.320% | \$ 245,000.00 | 6/24/2022  | 6/24/2025  | 96.357    | \$ 236,074.65 |
| MERTRUST FED CR UN              | 59001PAR0 | MBS    | 36   | 3.320% | \$ 249,000.00 | 6/29/2022  | 6/30/2025  | 96.307    | \$ 239,804.43 |
| MACHIAS SVGS BK                 | 554479EM3 | MBS    | 30   | 4.310% | \$ 249,000.00 | 2/9/2023   | 8/8/2025   | 98.484    | \$ 245,225.16 |
| BANK OF WISCONSIN DELLS (15136) | 065847FC4 | MBS    | 34   | 4.540% | \$ 249,000.00 | 11/28/2022 | 9/29/2025  | 99.005    | \$ 246,522.45 |
| SPOKANE TEACHERS CR UN (68203)  | 849061AA4 | MBS    | 36   | 4.980% | \$ 248,000.00 | 11/23/2022 | 11/24/2025 | 100.205   | \$ 248,508.40 |
| KEMBRA FINAANCIAL (61623)       | 48836LAX0 | MBS    | 36   | 5.190% | \$ 248,000.00 | 11/23/2022 | 11/24/2025 | 100.040   | \$ 248,099.20 |
| ROGUE CR (68660)                | 77535MAD5 | MBS    | 36   | 5.090% | \$ 248,000.00 | 11/25/2022 | 11/25/2025 | 100.005   | \$ 248,012.40 |
| AUSTIN TELCO FED CR UN (4584)   | 052392CD7 | MBS    | 36   | 4.980% | \$ 248,000.00 | 11/28/2022 | 11/28/2025 | 100.207   | \$ 248,513.36 |
| LIBERTY FIRST CR UN             | 530520AF2 | MBS    | 36   | 4.540% | \$ 249,000.00 | 2/3/2023   | 2/3/2026   | 98.921    | \$ 246,313.29 |
| FIRST UTD BK & TR               | 33742CCQ8 | MBS    | 36   | 4.320% | \$ 249,000.00 | 3/8/2023   | 2/9/2026   | 98.251    | \$ 244,644.99 |
| SANDY SPRINGS BK                | 800364EX5 | MBS    | 36   | 4.900% | \$ 244,000.00 | 3/14/2023  | 3/16/2026  | 99.992    | \$ 243,980.48 |

3.64% 13,129,000.00 96.431 \$ 12,664,379.10

4/12/2023CD INVESTMENTS COURT 2023

INTEREST EARNED STATEMENT  
MARCH 2023

| FUND | FUND NAME                       | 2023                |                   |                   |                   |                   |
|------|---------------------------------|---------------------|-------------------|-------------------|-------------------|-------------------|
|      |                                 | 2019                | 2020              | 2021              | 2022              | YR TO DATE        |
| 100  | GENERAL FUND                    | 587,193.96          | 394,512.17        | 213,100.70        | 285,889.05        | 114,268.87        |
| 200  | ROAD & BRIDGE FUND              | 107,701.21          | 29,957.88         | 6,641.81          | 15,701.66         | 5,015.59          |
| 700  | DEBT SERVICE                    | 16,599.52           | 5,297.82          | 1,339.85          | 3,359.84          | 1,351.33          |
| 770  | CAPITAL PROJECTS                | 0.00                | 0.00              | 0.00              | 0.00              | 0.00              |
|      | <b>Sub-Total Budgeted Funds</b> | <b>711,494.69</b>   | <b>429,767.87</b> | <b>221,082.36</b> | <b>304,950.55</b> | <b>120,635.79</b> |
|      |                                 |                     |                   |                   |                   |                   |
| 119  | CLERK'S ARCHIVE                 | 4809.15             | 1,339.90          | 605.35            | 1342.52           | 397.38            |
| 150  | TAX SALES                       | 552.17              | 188.95            | 124.87            | 244.81            | 15.71             |
| 190  | AMERICAN RESCUE PLAN            | 0.00                | 0.00              | 13881.20          | 31872.26          | 10,594.72         |
| 231  | JUVENILE PROBATION              | 0.00                | 26.58             | 49.22             | 1252.59           | 19.29             |
| 240  | DRUG COURTS PROGRAM             | 364.14              | 90.63             | 1.40              | 0.80              | 0.08              |
| 300  | CDA PROCESSING FEE              | 113.51              | 56.08             | 14.61             | 15.05             | 6.01              |
| 310  | 4-H ACTIVITY CENTER             | 162.21              | 41.40             | 11.65             | 19.50             | 5.59              |
| 320  | AIRPORT DRAFTING                | 351.11              | 2,580.64          | 1167.37           | 1203.47           | 0.00              |
| 321  | AIRPORT                         | 4517.73             | 0.00              | 0.00              | 1869.60           | 1,076.44          |
| 323  | AIRPORT CAPITAL PROJ            |                     |                   |                   | 1870.86           | 132.64            |
| 330  | SPECIAL SERVICE                 | 9179.04             | 2,006.11          | 1319.83           | 1502.56           | 763.28            |
| 338  | GCRP 911                        | 275.60              | 459.94            | 136.95            | 61.59             | 16.72             |
| 360  | SHERIFF'S FORFEITURE            | 9444.59             | 2,569.35          | 1080.27           | 2214.08           | 783.69            |
| 361  | SHERIFF'S DONATION              | 6.08                | 1.50              | 0.45              | 3.42              | 40.14             |
| 362  | SHERIFF'S DOJ                   | 6544.45             | 1,712.99          | 249.02            | 351.44            | 298.21            |
| 370  | CDA CONTRABAND FORFEIT.         | 14327.42            | 4,629.56          | 1618.38           | 2966.49           | 896.49            |
| 371  | CDA DOJ EQUITABLE SHARE         | 23.69               | 6.32              | 1.94              | 3.58              | 1.06              |
| 372  | SHERIFF DOT FED FORFEIT         | 2241.60             | 1,556.92          | 473.78            | 838.22            | 261.65            |
| 380  | SHERIFF COMMISSARY              | 5771.00             | 1,516.82          | 745.34            | 1940.85           | 698.13            |
| 390  | JUVENILE COMMISSARY             | 155.19              | 42.12             | 13.26             | 25.34             | 7.68              |
| 410  | HEALTH INSURANCE                | 2826.58             | 520.89            | 568.44            | 598.28            | 194.52            |
| 450  | ELECTION ADMINISTRATOR          | 603.90              | 112.79            | 61.77             | 183.85            | 41.62             |
| 454  | HAVA SECURITY GRANT             | 0.00                | 8.79              | 30.10             | 31.55             | 5.31              |
| 455  | HELP AMERICA VOTE GRANT         | 0.00                | 23.10             | 0.38              | 0.00              | 0.00              |
| 499  | TAX ASSESSOR SPECIAL            | 12336.30            | 2,132.62          | 1260.92           | 2459.76           | 53.05             |
| 500  | HISTORICAL COMMISSION           | 465.73              | 115.82            | 34.02             | 54.14             | 3.82              |
| 771  | LONG TERM RENO RETAIN           | 0.00                | 47.36             | 9.34              | 3383.55           | 0.00              |
| 800  | HEALTH DEPT DRAFTING            | 344.06              | 134.86            | 715.64            | 2182.47           | 622.43            |
| 870  | FLEXIBLE BENEFIT PLAN           | 1462.81             | 452.24            | 173.12            | 348.37            | 112.88            |
| 820  | HOSPITAL                        | 660159.66           | 218,255.08        | 82631.45          | 131543.00         | 30,564.98         |
| 820  | CMC 125 PLAN                    | 3574.47             | 919.23            | 313.85            | 672.97            | 203.77            |
| 830  | CMC ACCOUNTS PAYABLE            | 21179.25            | 6,180.52          | 2,125.49          | 3,946.71          | 1,311.67          |
| 840  | CMC PAYROLL                     | 8995.36             | 2,510.40          | 663.68            | 909.61            | 590.23            |
| 820  | CMC MEDICAL PROFESSIONAL        | 150498.80           | 28,373.70         | 24,229.22         | 40,175.63         | 11,307.90         |
| 820  | CMC HOME HEALTH                 | 45408.24            | 17,674.68         | 8,558.03          | 19,645.68         | 6,836.41          |
| 820  | CMC WEIGHT MGMT                 | 9384.11             | 2,669.80          | 917.83            | 1,833.05          | 609.26            |
| 820  | CMC NURSING HOMES               | 31354.07            | 8,031.76          | 1,875.77          | 3,321.15          | 833.37            |
| 950  | NAVIGATION DISTRICT             | 145379.51           | 43,977.79         | 9,119.29          | 10,981.52         | 825.19            |
| 950  | NAVIG CONSTRUCTION 2012A        | 0.23                | 0.00              | 0.00              | 0.00              | 0.00              |
| 950  | NAVIG. 2015 CONST INT&SINK      | 78476.12            | 6,262.51          | 1,331.82          | 1,260.98          | 521.94            |
| 950  | NAVIG 2012A/B INT& SINKING      | 9613.21             | 3,205.40          | 584.43            | 1,475.70          | 608.33            |
| 950  | NAVIG. INTEREST & SINKING       | 2.84                | 0.00              | 0.00              | 0.00              | 0.00              |
|      | <b>TOTAL</b>                    | <b>1,952,398.62</b> | <b>790,203.02</b> | <b>377,781.84</b> | <b>579,557.55</b> | <b>191,897.38</b> |