


MINUTES OF COUNTY FINANCES
TREASURER'S REPORT
MONTHLY- NOVEMBER 2023


IN THE MATTER OF COUNTY FINANCES
IN THE HANDS OF PAIGE FOSTER
TREASURER OF VICTORIA COUNTY, TEXAS

COMMISSIONERS' COURT
VICTORIA COUNTY, TEXAS
IN SPECIAL SESSION
REGULAR TERM
DECEMBER 2023

IN ACCORDANCE with Section 114.026, Local Government Code, we, the undersigned, constituting the entire Commissioners Court of said County, certify that on the 18TH day of December 2023, at the Special Session of a Regular Term of Court. We compared and examined the monthly report of Paige Foster, Treasurer of Victoria County, Texas, for November 2023, and finding the same correct, entered an order in the Minutes approving said Report, which states total cash and investments on hand as \$117,187,025.35


Ben Zeller, County Judge


Absent
Danny Garcia, Commissioner Pct. 1


Jason Ohrt, Commissioner Pct. 2


Gary Burns, Commissioner Pct. 3



Kenneth Sexton, Commissioner Pct. 4

SWORN TO AND SUBSCRIBED BEFORE ME, by Ben Zeller, County Judge, and County Commissioners of said Victoria County, each respectively, on this the 18TH day of December, A.D., 2023.


Attest: Heidi Easley, County Clerk

FILED FOR RECORD THIS 18 Day of December A.D. 2023, and recorded on the 18 day of December, A.D. 2023.




Heidi Easley, County Clerk and
Ex-Officio Clerk of the Commissioners
Court in and for Victoria County, Texas.

By: 
Deputy **Stefanie Tumlinson**



MONTHLY REPORT OF

PAIGE FOSTER, COUNTY TREASURER

VICTORIA COUNTY, TEXAS

FOR THE MONTH OF NOVEMBER 2023

This report, presented for the approval of the Commissioners' Court, in accordance with Vernon's Texas Codes Annotated, Local Government Code, and Section 83.002 (a) (3), and Title 10, Chapter 2256, Government Code (Public Funds Investment Act), is true and correct to the best of my knowledge and belief, according to the records of this office.

A handwritten signature in cursive script, appearing to read "Paige Foster", is written over a horizontal line.

PAIGE FOSTER
COUNTY TREASURER

VICTORIA COUNTY
INVESTMENTS ON HAND
NOVEMBER 30, 2023

FUND	INV. NO.	PURCH DATE	PAR AMOUNT	DESCRIPTION	MAT DATE	CALL DATE	NET YIELD	PURCH PRICE	INDIV FND AMOUNT	TOTAL INVESTMENT	MARKET PRICE	MARKET VALUE
<u>VICTORIA COUNTY</u>				TX CLASS			5.466%			13,794,122.62		13,794,122.62
				L.O.G.I.C. POOL			5.560%			2,430,440.53		2,430,440.53
				CERTIFICATE OF DEPOSIT			3.759%			13,127,000.00		12,793,256.06
				CASH ON HAND-COUNTY FUNDS			2.020%			23,434,591.57		23,434,591.57
				<u>TOTAL COUNTY FUNDS</u>						<u>52,786,154.72</u>		<u>52,452,410.78</u>
<u>CITIZENS MEDICAL CENTER</u>				TX CLASS			5.406%			25,495,322.78		25,381,548.30
				L.O.G.I.C. POOL			0.000%			0.00		0.00
				CERTIFICATE OF DEPOSIT			0.000%			0.00		0.00
<u>BANK BALANCE</u>				CMC NURSING HOMES			2.020%			847,829.13		847,829.13
				CASH ON HAND-CITIZENS MEDICAL CENTER			2.020%			29,615,495.10		29,615,495.10
				<u>TOTAL HOSPITAL FUNDS</u>						<u>55,958,647.01</u>		<u>55,844,872.53</u>
<u>NAVIGATION DISTRICT</u>				TEXAS CLASS			5.586%			6,843,908.84		6,843,908.84
				CASH ON HAND TXLC CONSTRUCTION			2.020%			66,406.27		66,406.27
				CASH ON HAND 2015 INTEREST & SINKING			2.020%			395,329.92		395,329.92
				PROMOTION AND DEVELOPMENT FUND			2.020%			328,036.05		328,036.05
<u>BANK BALANCE</u>				CASH ON HAND-2012A/B INTEREST/SINKING			2.020%			445,201.85		445,201.85
				CASH ON HAND-NAVIGATION DISTRICT			2.020%			363,340.69		363,340.69
				<u>TOTAL NAVIGATION DIST FUNDS</u>						<u>8,442,223.62</u>		<u>8,442,223.62</u>
				<u>SUMMARY TOTAL PORTFOLIO</u>								
				TOTAL COUNTY FUNDS						52,786,154.72	45.0444%	52,452,410.78
				TOTAL HOSPITAL FUNDS						55,958,647.01	47.7516%	55,844,872.53
<u>BANK BALANCE</u>				TOTAL NAVIGATION DISTRICT FUNDS						8,442,223.62	7.2041%	8,442,223.62
				<u>TOTAL FUNDS</u>						<u>117,187,025.35</u>	<u>100.00%</u>	<u>116,739,506.93</u>
				CASH ON HAND - ALL FUNDS						55,496,230.58	47.36%	55,496,230.58
				PLEGDED SECURITIES - ALL FUNDS						158,419,137.32		136,026,735.99
				CERTIFICATES OF DEPOSIT						13,127,000.00	11.20%	12,793,256.06
				MONEY MKT MUTUAL FUNDS						0.00	0.00%	0.00
				POOLS						48,563,794.77	41.44%	48,450,020.29
				GOVERNMENT SECURITIES						0.00	0.00%	0.00
				<u>TOTAL INVESTMENTS</u>						<u>61,690,794.77</u>	<u>52.64%</u>	<u>61,243,276.35</u>
				<u>TOTAL PORTFOLIO INCLUDING CASH</u>						<u>117,187,025.35</u>	<u>100.00%</u>	<u>116,739,506.93</u>

CASH & INVESTMENTS BY FUND

AS OF: NOVEMBER 30TH, 2023 NOVEMBER 30TH, 2023

FUND ACCT. NO. ACCOUNT NAME	CASH	INVESTMENTS
TOTAL CASH AND INVESTMENTS	44,299,404.46	29,351,563.15

*** END OF REPORT ***

Pooled Cash	(20,864,812.89)	29,351,563.15
	<u>23,434,591.57</u>	<u>29,351,563.15</u>

0.00 *

0.00 *

44,299,404.46 +

20,864,812.89 -

23,434,591.57 *

0.00 *

0.00 *

0.00 *

FUND	ACCT. NO.	ACCOUNT NAME	CASH	INVESTMENTS
POOLED CASH - APCA				
001	101-2000	POOLED CASH	20,864,812.89	
001	101-2005	POOLED CASH-PAYROLL	0.00	
TOTAL 001-POOLED CASH - APCA			20,864,812.89	0.00
GENERAL FUND				
100	101-2000	CLAIM ON CASH-GENERAL FUND	2,638,754.82	
100	101-3000	VC CREDIT CARD CLEARING ACCT	106,045.96	
100	151-1003	CERTIFICATE OF DEPOSIT		13,127,000.00
100	151-1005	LOCAL GOVT. INVEST. COOP.		2,430,440.53
100	151-1007	TEXAS COOPERATIVE LIQUID ASSET		6,707,222.08
TOTAL 100-GENERAL FUND			2,744,800.78	22,264,662.61
EMERGENCY MGMT				
108	101-2000	CLAIM ON CASH-EMER MGMT	(281,758.47)	
TOTAL 108-EMERGENCY MGMT			(281,758.47)	0.00
LEPC FUND				
109	101-2000	CLAIM ON CASH-LEPC	15,756.57	
TOTAL 109-LEPC FUND			15,756.57	0.00
J. P. SPECIAL FUND				
110	101-2000	CLAIM ON CASH-J.P. SPECIAL FD	673.15	
TOTAL 110-J.P. SPECIAL FUND			673.15	0.00
COURT-INITIATED GUARDIANS				
117	101-2000	CLAIM ON CASH-COURT INITIATED	9,058.27	
TOTAL 117-COURT-INITIATED GUARDIANS			9,058.27	0.00

CASH & INVESTMENTS BY FUND

AS OF: NOVEMBER 30TH, 2023 NOVEMBER 30TH, 2023

FUND ACCT. NO.	ACCOUNT NAME	CASH	INVESTMENTS
COUNTY JURY FUND			
118	101-2000 CLAIM ON CASH-COUNTY JURY FUND	3,011.07	
TOTAL 118-COUNTY JURY FUND		3,011.07	0.00
CO CLERK ARCHIVE FEE FD			
119	101-2000 CLAIM ON CASH-CO CLK ARCHIVE	333,255.98	
TOTAL 119-CO CLERK ARCHIVE FEE FD		333,255.98	0.00
RECORDS MANAGEMENT FUND			
120	101-2000 CLAIM ON CASH-RECORD MGMT	260,633.58	
TOTAL 120-RECORDS MANAGEMENT FUND		260,633.58	0.00
COURTHOUSE SECURITY FUND			
121	101-2000 CLAIM ON CASH-CRTHSE SECURITY	135,505.55	
TOTAL 121-COURTHOUSE SECURITY FUND		135,505.55	0.00
JUSTICE CT BLDG SECURITY			
122	101-2000 CLAIM ON CASH-JP CRT BLD SECUR	30,269.56	
TOTAL 122-JUSTICE CT BLDG SECURITY		30,269.56	0.00
DIST. CLERK RECORDS MGMT			
123	101-2000 CLAIM ON CASH-DIST CLK REC MGT	48,998.52	
TOTAL 123-DIST. CLERK RECORD MGMT		48,998.52	0.00
CO CLERK OF THE COURT			
124	101-2000 CLAIM ON CASH-CO CLRK OF COUR	89,139.37	
TOTAL 124-CO CLERK OF THE COURT		89,139.37	0.00

CASH & INVESTMENTS BY FUND

AS OF: NOVEMBER 30TH, 2023 NOVEMBER 30TH, 2023

FUND ACCT. NO.	ACCOUNT NAME	CASH	INVESTMENTS
DIST CLERK OF THE COURT			
=====			
125 101-2000	CLAIM ON CASH-DIST CLRK OF CRT	73,446.94	
TOTAL 125-DIST CLERK OF THE COURT		73,446.94	0.00

COURT REPORTER SERVICE			
=====			
126 101-2000	CLAIM ON CASH-CRT REPORTER SRV	40,172.68	
TOTAL 126-COURT REPORTER SERVICE		40,172.68	0.00

COURT FACILITY FEE FUND			
=====			
127 101-2000	CLAIM ON CASH-CRT FACILITY FEE	55,401.98	
TOTAL 127-COURT FACILITY FEE FUND		55,401.98	0.00

CDBG-DR LOCAL BUYOUT			
=====			
128 101-2000	CLAIM ON CASH-CDBG-DR LOCAL BU	0.00	
TOTAL 128-CDBG-DR LOCAL BUYOUT		0.00	0.00

LANGUAGE ACCESS FUND			
=====			
129 101-2000	CLAIM ON CASH-LANGUAGE ACCESS	19,264.07	
TOTAL 129-LANGUAGE ACCESS FUND		19,264.07	0.00

PATRIOT PARK DONATION FD			
=====			
140 101-2000	CLAIM ON CASH-PATRIOT PRK DON	3,001.56	
TOTAL 140-PATRIOT PARK DONATION FD		3,001.56	0.00

OPIOID SETTLEMENT FUND			
=====			
145 101-2000	CLAIM ON CASH-OPIOID SETTLEMEN	163,516.95	
TOTAL 145-OPIOID SETTLEMENT FUND		163,516.95	0.00

CASH & INVESTMENTS BY FUND

AS OF: NOVEMBER 30TH, 2023 NOVEMBER 30TH, 2023

FUND ACCT. NO.	ACCOUNT NAME	CASH	INVESTMENTS
SHERIFF'S SPECIAL FUND			
=====			
150 101-2000	CLAIM ON CASH-SHERIFFS SPECIAL	44,990.59	
150 101-3000	PROPERTY TAX SALE ACCOUNT	45,221.92	
TOTAL 150-SHERIFF'S SPECIAL FUND		90,212.51	0.00

CONSTABLE'S SPECIAL FUND			
=====			
155 101-2000	CLAIM ON CASH-CONSTABLES SPEC	0.00	
TOTAL 155-CONSTABLE'S SPECIAL FUND		0.00	0.00

CLERK'S SPECIAL FUND			
=====			
160 101-2000	CLAIM ON CASH-CLERKS SPECIAL	8.00	
TOTAL 160-CLERK'S SPECIAL FUND		8.00	0.00

AMERICAN RESCUE PLAN			
=====			
190 101-2000	CLAIM ON CASH-AMERICAN RESCUE	7,985,249.64	
TOTAL 190-AMERICAN RESCUE PLAN		7,985,249.64	0.00

DR-4586 2021 WINTER WEATH			
=====			
191 101-2000	CLAIM ON CASH-DR-4586 2021 WIN	0.00	
TOTAL 191-DR-4586 2021 WINTER WEATH		0.00	0.00

COVID19			
=====			
192 101-2000	CLAIM ON CASH-COVID19	648,044.98	
TOTAL 192-COVID19		648,044.98	0.00

GULF/MEXICO ENERGY SEC			
=====			
195 101-2000	CLAIM ON CASH-GULF MEXICO ENGY	743,648.43	
TOTAL 195-GULF/MEXICO ENERGY SEC.		743,648.43	0.00

CASH & INVESTMENTS BY FUND

AS OF: NOVEMBER 30TH, 2023 NOVEMBER 30TH, 2023

FUND ACCT. NO.	ACCOUNT NAME	CASH	INVESTMENTS
FEMA HAZARD MIT FUND			
197 101-2000	CLAIM ON CASH-FEMA HAZARD MIT	(294,728.85)	
TOTAL 197- FEMA HAZARD MIT. FD		(294,728.85)	0.00
HURRICANE HARVEY DR#4332			
198 101-2000	CLAIM ON CASH-HURRICANE HARVEY	(4,999.50)	
198 101-3000	CLAIM ON CASH/GRANT FUND	0.00	
TOTAL 198-HURRICANE HARVEY DR#4332		(4,999.50)	0.00
TXDOT MCCOY RD RECONST			
199 101-2000	CLAIM ON CASH-TXDOT MCCOY RD	332,518.55	
TOTAL 199-TXDOT MCCOY RD RECONST		332,518.55	0.00
ROAD AND BRIDGE FUND/PCT			
201 101-2000	CLAIM ON CASH-R&B PCT #1	518,600.63	
TOTAL 201-ROAD & BRIDGE FUND PCT 1		518,600.63	0.00
ROAD AND BRIDGE FUND/PCT			
202 101-2000	CLAIM ON CASH-R&B PCT #2	1,283,238.02	
TOTAL 202-ROAD & BRIDGE FUND PCT 2		1,283,238.02	0.00
ROAD AND BRIDGE FUND/PCT			
203 101-2000	CLAIM ON CASH-R&B PCT #3	843,877.72	
TOTAL 203-ROAD & BRIDGE FUND PCT 3		843,877.72	0.00
ROAD AND BRIDGE FUND/PCT			
204 101-2000	CLAIM ON CASH-R&B PCT #4	834,904.03	
TOTAL 204-ROAD & BRIDGE FUND PCT 4		834,904.03	0.00

CASH & INVESTMENTS BY FUND

AS OF: NOVEMBER 30TH, 2023 NOVEMBER 30TH, 2023

FUND	ACCT. NO.	ACCOUNT NAME	CASH	INVESTMENTS
CTIF GRANT FUND				
=====				
210	101-2000	CLAIM ON CASH-CTIF	0.00	
TOTAL 210-CTIF GRANT FUND			0.00	0.00

CAPITAL CREDITS FUND				
=====				
215	101-2000	CLAIM ON CASH-CAPITAL CREDITS	152,568.80	
TOTAL 215-CAPITAL CREDITS FUND			152,568.80	0.00

JUVENILE RESTITUTION				
=====				
221	101-2000	CLAIM ON CASH-JUVEN.RESTITUT.	297.18	
TOTAL 221-JUVENILE RESTITUTION			297.18	0.00

JUVENILE PROBATION FUND				
=====				
231	101-2000	CLAIM ON CASH-JUVEN PROBAT.	426,428.44	
TOTAL 231-JUVENILE PROBATION FD			426,428.44	0.00

DRUG COURTS PROGRAMS				
=====				
240	101-2000	CLAIM ON CASH-DRUG CRT PROG	368.92	
TOTAL 240-DRUG COURTS PROGRAM			368.92	0.00

24TH JUDICIAL DIST PROB				
=====				
241	101-2000	CLAIM ON CASH-24 JUD DIST PROB	46,662.60	
TOTAL 241-24TH JUDICIAL DIST. PROB			46,662.60	0.00

COUNTY SPECIALTY COURT				
=====				
245	101-2000	CLAIM ON CASH-CNTY SPECIALTY	3,443.25	
TOTAL 245-COUNTY SPECIALTY COURT			3,443.25	0.00

CASH & INVESTMENTS BY FUND

AS OF: NOVEMBER 30TH, 2023 NOVEMBER 30TH, 2023

FUND ACCT. NO.	ACCOUNT NAME	CASH	INVESTMENTS
LOCAL TRUANCY PREVENTION			
=====			
280 101-2000	CLAIM ON CASH-LOCAL TRUANCY	39,225.07	
TOTAL 280-LOCAL TRUANCY PREVENTIONS		39,225.07	0.00

JUSTICE TECHNOLOGY FUND			
=====			
281 101-2000	CLAIM ON CASH-JUSTICE TECH.	4,749.18	
TOTAL 281-JUSTICE TECHNOLOGY FD.		4,749.18	0.00

FAMILY PROTECTION FEE FD			
=====			
282 101-2000	CLAIM ON CASH-FAM PROTECT FEE	1,925.75	
TOTAL 282-FAMILY PROTECTION FEE FD		1,925.75	0.00

CO/DIST TECHNOLOGY FD			
=====			
283 101-2000	CLAIM ON CASH-CO/DIST TECHNOL	12,581.27	
TOTAL 283-CO/DIST TECHNOLOGY FD		12,581.27	0.00

CHILD ABUSE PREVENTION			
=====			
286 101-2000	CLAIM ON CASH-CHILD ABUSE PRV	288.55	
TOTAL 286-CHILD ABUSE PREVENTION		288.55	0.00

RURAL SALARY ASSISTANCE G			
=====			
288 101-2000	CLAIM ON CASH-RURAL SALARY ASS	0.00	
TOTAL 288-RURAL SALARY ASSISTANCE G		0.00	0.00

CDA PROCESSING FEE FUND			
=====			
300 101-2000	CLAIM ON CASH-CDA PROCESS FEE	8,566.98	
TOTAL 300-CDA PROCESSING FEE FUND		8,566.98	0.00

CASH & INVESTMENTS BY FUND

AS OF: NOVEMBER 30TH, 2023 NOVEMBER 30TH, 2023

FUND ACCT. NO.	ACCOUNT NAME	CASH	INVESTMENTS
BOND FORFEITURE COMM			
=====			
301 101-2000	CLAIM ON CASH-BOND FORFEITURE	38,401.31	
TOTAL 301-BOND FORFEITURE COMM		38,401.31	0.00
CDA STATE JUDICIARY FUND			
=====			
302 101-2000	CLAIM ON CASH-CDA STATE JUD.	3,132.58	
TOTAL 302-CDA STATE JUDICIARY FUND		3,132.58	0.00
PRETRIAL INTERVENTION			
=====			
303 101-2000	CLAIM ON CASH-PRETRIAL INTERV	68,069.70	
TOTAL 303-PRETRIAL INTERVENTION		68,069.70	0.00
VICTORIA CNTY CARE COURT			
=====			
304 101-2000	CLAIM ON CASH-CARE COURT	3,776.91	
TOTAL 304-VICTORIA CNTY CARE COURT		3,776.91	0.00
CDA VICTIMS ASSISTANCE GR			
=====			
305 101-2000	CLAIM ON CASH-CDA VICTIMS ASST	(18,215.14)	
TOTAL 305-CDA VICTIMS ASSIST GRANT		(18,215.14)	0.00
VICTIM COORD/LIASON GNT			
=====			
306 101-2000	CLAIM ON CASH-SO VICT COORD	(15,029.50)	
TOTAL 306-VICTIM COORD/LIASON GNT		(15,029.50)	0.00
SCAAP PROGRAM			
=====			
307 101-2000	CLAIM ON CASH-SCAAP PROGRAM	0.00	
TOTAL 307-SCAAP PROGRAM		0.00	0.00

CASH & INVESTMENTS BY FUND

AS OF: NOVEMBER 30TH, 2023 NOVEMBER 30TH, 2023

FUND	ACCT. NO.	ACCOUNT NAME	CASH	INVESTMENTS
TEXAS VINE GRANT				
=====				
308	101-2000	CLAIM ON CASH-TX VINE GRANT	0.00	
TOTAL 308-TEXAS VINE GRANT			0.00	0.00

4/H ACTIVITY CENTER				
=====				
310	101-2000	CLAIM ON CASH-4/H ACTIVITY CNT	5,420.72	
TOTAL 310-4/H ACTIVITY CENTER			5,420.72	0.00

AIRPORT FUND				
=====				
321	101-2000	CLAIM ON CASH-AIRPORT FUND	296,609.57	
321	101-3000	CASH IN BANK/AIRPORT DRAFTING	938,541.98	
321	151-1000	TREASURY BILLS		0.00
321	151-1001	TEXPOOL INVESTMENTS		0.00
321	151-1005	LOCAL GOVT. INVEST COOP		0.00
TOTAL 321-AIRPORT FUND			1,235,151.55	0.00

AIRPORT GRANT FUND				
=====				
322	101-2000	CLAIM ON CASH-AIRPORT GRANT	(4,929.00)	
TOTAL 322-AIRPORT GRANT FUND			(4,929.00)	0.00

AIRPORT CAPITAL PROJECTS				
=====				
323	101-2000	CLAIM ON CASH-AIRP CAPITAL PRO	896.04	
TOTAL 323-AIRPORT CAPITAL PROJECTS			896.04	0.00

SPECIAL SERVICE FUND				
=====				
330	101-2000	CLAIM ON CASH-SPECIAL SERVICE	859,402.35	
TOTAL 330-SPECIAL SERVICE FUND			859,402.35	0.00

CASH & INVESTMENTS BY FUND

AS OF: NOVEMBER 30TH, 2023 NOVEMBER 30TH, 2023

FUND ACCT. NO.	ACCOUNT NAME	CASH	INVESTMENTS
JAG-REG TASK FORCE APPREH			
=====			
331 101-2000	CLAIM ON CASH-JAG REG TASK FOR	0.00	
TOTAL 331-JAG-REG TASK FORCE APPREH		0.00	0.00
=====			
OOG FY 2020 CESF			
=====			
332 101-2000	CLAIM ON CASH-OOG FY2020 CESF	0.00	
TOTAL 332-OOG FY 2020 CESF		0.00	0.00
=====			
BJA FY 2020 CESF			
=====			
333 101-2000	CLAIM ON CASH-BJA FY 2020 CESF	0.00	
TOTAL 333-BJA FY 2020 CESF		0.00	0.00
=====			
SWB RURAL LAW ENFORCEMENT			
=====			
334 101-2000	CLAIM ON CASH-SWB RURAL LAW EN	0.00	
TOTAL 334-SWB RURAL LAW ENFORCEMENT		0.00	0.00
=====			
OPERATION LONE STAR GRANT			
=====			
335 101-2000	CLAIM ON CASH-OPERATION LONE S	(369,089.23)	
TOTAL 335-OPERATION LONE STAR GRANT		(369,089.23)	0.00
=====			
STONEGARDEN GRANT			
=====			
336 101-2000	CLAIM ON CASH-STONEGARDEN GNT	(89,945.52)	
TOTAL 336-STONEGARDEN 2010SST0-0008		(89,945.52)	0.00
=====			
JAG-LESS LETHAL FORCE			
=====			
337 101-2000	CLAIM ON CASH-JAG LESS LETHAL	0.00	
TOTAL 337-JAG-LESS LETHAL FORCE		0.00	0.00
=====			

FUND ACCT. NO.	ACCOUNT NAME	CASH	INVESTMENTS
CLICK IT OR TICKET			
=====			
338 101-2000	CLAIM ON CASH-GCRPC 9-1-1	17,582.54	
TOTAL 338-GCRPC - 9-1-1 ALLOCATION		17,582.54	0.00
BYRNE JAG PROGRAM			
=====			
339 101-2000	CLAIM ON CASH-BYRNE JAG PROG	12,615.48	
TOTAL 339-BYRNE JAG PROGRAM		12,615.48	0.00
HIGH INTENSITY DRUG TRAF			
=====			
340 101-2000	CLAIM ON CASH-HIGH INTENSITY	(30,896.18)	
TOTAL 340-HIGH INTENSITY DRUG TRAFF		(30,896.18)	0.00
BODY WORN CAMERA PROG			
=====			
342 101-2000	CLAIM ON CASH-BODY WORN CAMERA	0.00	
TOTAL 342-BODY WORN CAMERA PROG		0.00	0.00
RIFLE REST BODY ARM GNT			
=====			
343 101-2000	CLAIM ON CASH-RIFLE RESIT BODY	0.00	
TOTAL 343-RIFLE RESIT BODY ARMOR GN		0.00	0.00
FIREFIGHTERS GRANT			
=====			
344 101-2000	CLAIM ON CASH-FIREFIGHTERS GNT	0.00	
TOTAL 344-FIREFIGHTERS GRANT		0.00	0.00
FERAL HOG GRANT			
=====			
345 101-2000	CLAIM ON CASH-FERAL HOG GRANT	0.00	
TOTAL 345-FERAL HOG GRANT		0.00	0.00

CASH & INVESTMENTS BY FUND

AS OF: NOVEMBER 30TH, 2023 NOVEMBER 30TH, 2023

FUND ACCT. NO.	ACCOUNT NAME	CASH	INVESTMENTS
<u>TXCDBG WCID1 BLOOMINGTON</u>			
346	101-2000 CLAIM ON CASH-WCID1 BLOOMING	0.00	
TOTAL 346-TXCDBG GNT-WCID1 BLOOM.		0.00	0.00
<u>TXCDBG WCID2 PLACEDO</u>			
347	101-2000 CLAIM ON CASH-WCID2 PLACEDO	(3,025.00)	
TOTAL 347-TXCDBG GNT- WCID2 PLACEDO		(3,025.00)	0.00
<u>CDBG HURRICANE HARVEY DR</u>			
348	101-2000 CLAIM ON CASH-CDBG HUR HARVEY	(169,418.55)	
TOTAL 348-CDBG HURRICANE HARVEY DR		(169,418.55)	0.00
<u>CDBG-MIT MOD GRANT</u>			
349	101-2000 CLAIM ON CASH-CDBG-MIT MOD GRA	0.00	
TOTAL 349-CDBG-MIT MOD GRANT		0.00	0.00
<u>STATE FEE ACCOUNT</u>			
350	101-2000 CLAIM ON CASH-STATE FEE FD	92,659.86	
TOTAL 350-STATE FEE ACCOUNT		92,659.86	0.00
<u>PESC MENTAL HEALTH DEPUTY</u>			
355	101-2000 CLAIM ON CASH-PESC MENTAL HLTH	(1,338.53)	
TOTAL 355-PESC MENTAL HEALTH DEPUTY		(1,338.53)	0.00
<u>MENTAL HLTH PEACE OFF FD</u>			
356	101-2000 CLAIM ON CASH-MENTAL SO/GB	(26,029.90)	
TOTAL 356-MENTAL HEALTH PEACE OFF		(26,029.90)	0.00

CASH & INVESTMENTS BY FUND

AS OF: NOVEMBER 30TH, 2023 NOVEMBER 30TH, 2023

FUND ACCT. NO.	ACCOUNT NAME	CASH	INVESTMENTS
BISD SCHOOL RESOURCE OFF			
=====			
358 101-2000	CLAIM ON CASH-BISD SCHL RESOUR	(6,079.43)	
TOTAL 358-BISD SCHOOL RESOURCE OFF		(6,079.43)	0.00
BULLET RESISTANT SHIELD			
=====			
359 101-2000	CLAIM ON CASH-BULLET RESIS SHI	0.00	
TOTAL 359-BULLET RESISTANT SHIELD		0.00	0.00
SHERIFF'S FORFEITURE FD			
=====			
360 101-2000	CLAIM ON CASH-SHERIFF FORFEIT	978,925.84	
360 151-1001	TEXPOOL INVESTMENTS		0.00
360 151-1005	LOCAL GOVT. INVEST. COOP.		0.00
TOTAL 360-SHERIFF'S FORFEITURE FUND		978,925.84	0.00
SHERIFF'S DONATION FUND			
=====			
361 101-2000	CLAIM ON CASH-SHERIFF DONATION	914.18	
TOTAL 361-SHERIFF'S DONATION FUND		914.18	0.00
SHER DOJ FEDERAL FORFEIT			
=====			
362 101-2000	CLAIM ON CASH-SO DOJ FED FORFE	253,751.81	
TOTAL 362-SHERIFF DOJ FED. FORFEIT.		253,751.81	0.00
CDA CONTRABAND FORFEITURE			
=====			
370 101-2000	CLAIM ON CASH-CDA CONTRA FORF	1,051,042.21	
370 151-1005	LOCAL GOVT. INVEST. COOP.		0.00
TOTAL 370-CDA CONTRABAND FORFEITURE		1,051,042.21	0.00
CDA DOJ EQUITABLE SHARE			
=====			
371 101-2000	CLAIM ON CASH-CDA DOJ EQUIT	1,120.52	
TOTAL 371-CDA DOJ EQUITABLE SHARE		1,120.52	0.00

CASH & INVESTMENTS BY FUND

AS OF: NOVEMBER 30TH, 2023 NOVEMBER 30TH, 2023

FUND ACCT. NO.	ACCOUNT NAME	CASH	INVESTMENTS
SHERIFF DOT FEDERAL FORF			
=====			
372 101-2000	CLAIM ON CASH-SO DOT FED FORF.	476,673.03	
TOTAL 372-SHERIFF DOT FEDERAL FORF		476,673.03	0.00
SHERIFF COMMISSARY FUND			
=====			
380 101-2000	CLAIM ON CASH-SHER. COMMISSARY	791,257.64	
TOTAL 380-SHERIFF COMMISSARY FUND		791,257.64	0.00
JUVENILE COMMISSARY FUND			
=====			
390 101-2000	CLAIM ON CASH-JUV COMMISSARY	8,207.29	
TOTAL 390-JUVENILE COMMISSARY FUND		8,207.29	0.00
NATIONAL SCHOOL LUNCH PRG			
=====			
392 101-2000	CLAIM ON CASH-NSLP	(28,553.97)	
TOTAL 392-NATIONAL SCHOOL LUNCH PRG		(28,553.97)	0.00
VISD SRO REIMBURSEMENT			
=====			
395 101-2000	CLAIM ON CASH-VISD SRO REIMB	(55,747.91)	
TOTAL 395-VISD SRO REIMBURSEMENT		(55,747.91)	0.00
HEALTH INSURANCE FUND			
=====			
410 101-2000	CLAIM ON CASH-HEALTH INSUR	(2,488,560.58)	
410 101-3000	CASH IN BANK/BOON CHAPMAN	1,767.96	
TOTAL 410-HEALTH INSURANCE FUND		(2,486,792.62)	0.00
EMPLOYEE BENEFIT FUND			
=====			
420 101-2000	CLAIM ON CASH-EMPLOYEE BENEF	2,672.90	
TOTAL 420-EMPLOYEE BENEFIT FUND		2,672.90	0.00