


MINUTES OF COUNTY FINANCES
TREASURER'S REPORT
MONTHLY-SEPTEMBER 2023


IN THE MATTER OF COUNTY FINANCES
IN THE HANDS OF PAIGE FOSTER
TREASURER OF VICTORIA COUNTY, TEXAS

COMMISSIONERS' COURT
VICTORIA COUNTY, TEXAS
IN SPECIAL SESSION
REGULAR TERM
OCTOBER 2023

IN ACCORDANCE with Section 114.026, Local Government Code, we, the undersigned, constituting the entire Commissioners Court of said County, certify that on the 16TH day of October 2023, at the Special Session of a Regular Term of Court. We compared and examined the monthly report of Paige Foster, Treasurer of Victoria County, Texas, for September 2023, and finding the same correct, entered an order in the Minutes approving said Report, which states total cash and investments on hand as \$123,192,718.76


Ben Zeller, County Judge



Danny Garcia, Commissioner Pct. 1


Jason Ort, Commissioner Pct. 2


Gary Burns, Commissioner Pct. 3


Absent
Kenneth Sexton, Commissioner Pct. 4

SWORN TO AND SUBSCRIBED BEFORE ME, by Ben Zeller, County Judge, and County Commissioners of said Victoria County, each respectively, on this the 16TH day of October, A.D., 2023.


Attest: Heidi Easley, County Clerk
By: Belinda Sepulveda
Chief Deputy

FILED FOR RECORD THIS 16th Day of October A.D. 2023, and recorded on the 16th day of October, A.D. 2023.




Heidi Easley, County Clerk and
Ex-Officio Clerk of the Commissioners
Court in and for Victoria County, Texas.
By: Belinda Sepulveda, Chief Deputy
By: Stefanie Tumlison
Assistant Deputy Chief
Stefanie Tumlison



MONTHLY REPORT OF

PAIGE FOSTER, COUNTY TREASURER

VICTORIA COUNTY, TEXAS

FOR THE MONTH OF SEPTEMBER 2023

This report, presented for the approval of the Commissioners' Court, in accordance with Vernon's Texas Codes Annotated, Local Government Code, and Section 83.002 (a) (3), and Title 10, Chapter 2256, Government Code (Public Funds Investment Act), is true and correct to the best of my knowledge and belief, according to the records of this office.

A handwritten signature in cursive script, appearing to read "Paige Foster", is written over a horizontal line.

PAIGE FOSTER
COUNTY TREASURER

VICTORIA COUNTY
INVESTMENTS ON HAND
SEPTEMBER 30, 2023

| FUND | INV. NO. | PURCH DATE | PAR AMOUNT | DESCRIPTION | MAT DATE | CALL DATE | NET YIELD | PURCH PRICE | INDIV FND AMOUNT | TOTAL INVESTMENT | MARKET PRICE | MARKET VALUE |
|--------------------------------|----------|------------|------------|---------------------------------------|----------|-----------|-----------|-------------|------------------|------------------|--------------|----------------|
| <u>VICTORIA COUNTY</u> | | | | | | | | | | | | |
| | | | | TX CLASS | | | 5.450% | | | 13,667,255.92 | | 13,667,255.92 |
| | | | | L.O.G.I.C. POOL | | | 5.517% | | | 2,408,049.46 | | 2,408,049.46 |
| | | | | CERTIFICATE OF DEPOSIT | | | 3.784% | | | 13,125,000.00 | | 12,701,824.77 |
| | | | | CASH ON HAND-COUNTY FUNDS | | | 2.020% | | | 24,587,648.74 | | 24,587,648.74 |
| | | | | TOTAL COUNTY FUNDS | | | | | | 53,787,954.12 | | 53,364,778.89 |
| <u>CITIZENS MEDICAL CENTER</u> | | | | | | | | | | | | |
| | | | | TX CLASS | | | 5.390% | | | 25,265,137.46 | | 10,059,251.51 |
| | | | | L.O.G.I.C. POOL | | | 0.000% | | | 0.00 | | 0.00 |
| | | | | CERTIFICATE OF DEPOSIT | | | 0.000% | | | 0.00 | | 0.00 |
| BANK BALANCE | | | | CMC NURSING HOMES | | | 2.020% | | | 1,595,955.87 | | 1,595,955.87 |
| | | | | CASH ON HAND-CITIZENS MEDICAL CENTER | | | 2.020% | | | 34,263,364.59 | | 34,263,364.59 |
| | | | | TOTAL HOSPITAL FUNDS | | | | | | 61,124,457.92 | | 45,918,571.97 |
| <u>NAVIGATION DISTRICT</u> | | | | | | | | | | | | |
| | | | | TEXAS CLASS | | | 5.521% | | | 7,024,900.36 | | 2,005,415.00 |
| | | | | CASH ON HAND TXLC CONSTRUCTION | | | 2.020% | | | 67,836.68 | | 67,836.68 |
| | | | | CASH ON HAND 2015 INTEREST & SINKING | | | 2.020% | | | 331,706.05 | | 331,706.05 |
| | | | | PROMOTION AND DEVELOPMENT FUND | | | 2.020% | | | 332,719.64 | | 332,719.64 |
| | | | | CASH ON HAND-2012A/B INTEREST/SINKING | | | 2.020% | | | 391,683.62 | | 391,683.62 |
| BANK BALANCE | | | | CASH ON HAND-NAVIGATION DISTRICT | | | 2.020% | | | 131,460.37 | | 131,460.37 |
| | | | | TOTAL NAVIGATION DIST FUNDS | | | | | | 8,280,306.72 | | 3,260,821.36 |
| <u>SUMMARY TOTAL PORTFOLIO</u> | | | | | | | | | | | | |
| | | | | TOTAL COUNTY FUNDS | | | | | | 53,787,954.12 | 43.6616% | 53,364,778.89 |
| | | | | TOTAL HOSPITAL FUNDS | | | | | | 61,124,457.92 | 49.6169% | 45,918,571.97 |
| BANK BALANCE | | | | TOTAL NAVIGATION DISTRICT FUNDS | | | | | | 8,280,306.72 | 6.7214% | 3,260,821.36 |
| | | | | TOTAL FUNDS | | | | | | 123,192,718.76 | 100.00% | 102,544,172.22 |
| | | | | CASH ON HAND - ALL FUNDS | | | | | | 61,702,375.56 | 50.09% | 61,702,375.56 |
| | | | | PLEGGED SECURITIES - ALL FUNDS | | | | | | 166,232,742.48 | | 141,530,409.87 |
| | | | | CERTIFICATES OF DEPOSIT | | | | | | 13,125,000.00 | 10.65% | 12,701,824.77 |
| | | | | MONEY MKT MUTUAL FUNDS | | | | | | 0.00 | 0.00% | 0.00 |
| | | | | POOLS | | | | | | 48,365,343.20 | 39.26% | 28,139,971.89 |
| | | | | GOVERNMENT SECURITIES | | | | | | 0.00 | 0.00% | 0.00 |
| | | | | TOTAL INVESTMENTS | | | | | | 61,490,343.20 | 49.91% | 40,841,796.66 |
| | | | | TOTAL PORTFOLIO INCLUDING CASH | | | | | | 123,192,718.76 | 100.00% | 102,544,172.22 |

CASH & INVESTMENTS BY FUND

AS OF: SEPTEMBER 30TH, 2023 SEPTEMBER 30TH, 2023

| FUND ACCT. NO. | ACCOUNT NAME | CASH | INVESTMENTS |
|----------------------------|--------------|---------------|---------------|
| <hr/> | | | |
| TOTAL CASH AND INVESTMENTS | | 46,786,349.20 | 29,200,305.38 |
| | | ===== | ===== |

*** END OF REPORT ***

| | | |
|-------------|-----------------|---------------|
| Pooled Cash | (22,198,700.46) | 25,638,533.95 |
| | <hr/> | <hr/> |
| | 24,587,648.74 | 25,638,533.95 |

46,786,349.20 +
 22,198,700.46 -
 24,587,648.74 *

0.00 %

CASH & INVESTMENTS BY FUND

AS OF: SEPTEMBER 30TH, 2023

| FUND | ACCT. NO. | ACCOUNT NAME | CASH | INVESTMENTS |
|-------------------------------------|-----------|--------------------------------|---------------|---------------|
| POOLED CASH - APCA | | | | |
| ===== | | | | |
| 001 | 101-2000 | POOLED CASH | 22,198,700.46 | |
| 001 | 101-2005 | POOLED CASH-PAYROLL | 0.00 | |
| TOTAL 001-POOLED CASH - APCA | | | 22,198,700.46 | 0.00 |
| ----- | | | | |
| GENERAL FUND | | | | |
| ===== | | | | |
| 100 | 101-2000 | CLAIM ON CASH-GENERAL FUND | 2,990,640.63 | |
| 100 | 101-3000 | VC CREDIT CARD CLEARING ACCT | 241,324.67 | |
| 100 | 151-1003 | CERTIFICATE OF DEPOSIT | | 13,125,000.00 |
| 100 | 151-1005 | LOCAL GOVT. INVEST. COOP. | | 2,408,049.46 |
| 100 | 151-1007 | TEXAS COOPERATIVE LIQUID ASSET | | 6,646,013.32 |
| TOTAL 100-GENERAL FUND | | | 3,231,965.30 | 22,179,062.78 |
| ----- | | | | |
| EMERGENCY MGMT | | | | |
| ===== | | | | |
| 108 | 101-2000 | CLAIM ON CASH-EMER MGMT | (407,618.78) | |
| TOTAL 108-EMERGENCY MGMT | | | (407,618.78) | 0.00 |
| ----- | | | | |
| LEPC FUND | | | | |
| ===== | | | | |
| 109 | 101-2000 | CLAIM ON CASH-LEPC | 17,768.56 | |
| TOTAL 109-LEPC FUND | | | 17,768.56 | 0.00 |
| ----- | | | | |
| J. P. SPECIAL FUND | | | | |
| ===== | | | | |
| 110 | 101-2000 | CLAIM ON CASH-J.P. SPECIAL FD | 667.15 | |
| TOTAL 110-J.P. SPECIAL FUND | | | 667.15 | 0.00 |
| ----- | | | | |
| COURT-INITIATED GUARDIANS | | | | |
| ===== | | | | |
| 117 | 101-2000 | CLAIM ON CASH-COURT INITIATED | 7,318.27 | |
| TOTAL 117-COURT-INITIATED GUARDIANS | | | 7,318.27 | 0.00 |
| ----- | | | | |

CASH & INVESTMENTS BY FUND

AS OF: SEPTEMBER 30TH, 2023 SEPTEMBER 30TH, 2023

| FUND | ACCT. NO. | ACCOUNT NAME | CASH | INVESTMENTS |
|------------------------------------|-----------|--------------------------------|------------|-------------|
| COUNTY JURY FUND | | | | |
| ===== | | | | |
| 118 | 101-2000 | CLAIM ON CASH-COUNTY JURY FUND | 9,873.60 | |
| TOTAL 118-COUNTY JURY FUND | | | 9,873.60 | 0.00 |
| ----- | | | | |
| CO CLERK ARCHIVE FEE FD | | | | |
| ===== | | | | |
| 119 | 101-2000 | CLAIM ON CASH-CO CLK ARCHIVE | 315,292.49 | |
| TOTAL 119-CO CLERK ARCHIVE FEE FD | | | 315,292.49 | 0.00 |
| ----- | | | | |
| RECORDS MANAGEMENT FUND | | | | |
| ===== | | | | |
| 120 | 101-2000 | CLAIM ON CASH-RECORD MGMT | 253,230.10 | |
| TOTAL 120-RECORDS MANAGEMENT FUND | | | 253,230.10 | 0.00 |
| ----- | | | | |
| COURTHOUSE SECURITY FUND | | | | |
| ===== | | | | |
| 121 | 101-2000 | CLAIM ON CASH-CRTHSE SECURITY | 167,407.23 | |
| TOTAL 121-COURTHOUSE SECURITY FUND | | | 167,407.23 | 0.00 |
| ----- | | | | |
| JUSTICE CT BLDG SECURITY | | | | |
| ===== | | | | |
| 122 | 101-2000 | CLAIM ON CASH-JP CRT BLD SECUR | 29,894.61 | |
| TOTAL 122-JUSTICE CT BLDG SECURITY | | | 29,894.61 | 0.00 |
| ----- | | | | |
| DIST. CLERK RECORDS MGMT | | | | |
| ===== | | | | |
| 123 | 101-2000 | CLAIM ON CASH-DIST CLK REC MGT | 45,699.65 | |
| TOTAL 123-DIST. CLERK RECORD MGMT | | | 45,699.65 | 0.00 |
| ----- | | | | |
| CO CLERK OF THE COURT | | | | |
| ===== | | | | |
| 124 | 101-2000 | CLAIM ON CASH-CO CLRK OF COUR | 84,704.48 | |
| TOTAL 124-CO CLERK OF THE COURT | | | 84,704.48 | 0.00 |
| ----- | | | | |

CASH & INVESTMENTS BY FUND

AS OF: SEPTEMBER 30TH, 2023 SEPTEMBER 30TH, 2023

| FUND ACCT. NO. | ACCOUNT NAME | CASH | INVESTMENTS |
|------------------------------------|--------------------------------|------------|-------------|
| DIST CLERK OF THE COURT | | | |
| ===== | | | |
| 125 101-2000 | CLAIM ON CASH-DIST CLRK OF CRT | 67,951.07 | |
| TOTAL 125-DIST CLERK OF THE COURT | | 67,951.07 | 0.00 |
| ----- | | | |
| COURT REPORTER SERVICE | | | |
| ===== | | | |
| 126 101-2000 | CLAIM ON CASH-CRT REPORTER SRV | 32,518.39 | |
| TOTAL 126-COURT REPORTER SERVICE | | 32,518.39 | 0.00 |
| ----- | | | |
| COURT FACILITY FEE FUND | | | |
| ===== | | | |
| 127 101-2000 | CLAIM ON CASH-CRT FACILITY FEE | 49,343.72 | |
| TOTAL 127-COURT FACILITY FEE FUND | | 49,343.72 | 0.00 |
| ----- | | | |
| CDBG-DR LOCAL BUYOUT | | | |
| ===== | | | |
| 128 101-2000 | CLAIM ON CASH-CDBG-DR LOCAL BU | (875.00) | |
| TOTAL 128-CDBG-DR LOCAL BUYOUT | | (875.00) | 0.00 |
| ----- | | | |
| LANGUAGE ACCESS FUND | | | |
| ===== | | | |
| 129 101-2000 | CLAIM ON CASH-LANGUAGE ACCESS | 17,604.36 | |
| TOTAL 129-LANGUAGE ACCESS FUND | | 17,604.36 | 0.00 |
| ----- | | | |
| PATRIOT PARK DONATION FD | | | |
| ===== | | | |
| 140 101-2000 | CLAIM ON CASH-PATRIOT PRK DON | 3,001.56 | |
| TOTAL 140-PATRIOT PARK DONATION FD | | 3,001.56 | 0.00 |
| ----- | | | |
| OPIOID SETTLEMENT FUND | | | |
| ===== | | | |
| 145 101-2000 | CLAIM ON CASH-OPIOID SETTLEMEN | 163,516.95 | |
| TOTAL 145-OPIOID SETTLEMENT FUND | | 163,516.95 | 0.00 |
| ----- | | | |

CASH & INVESTMENTS BY FUND

AS OF: SEPTEMBER 30TH, 2023 SEPTEMBER 30TH, 2023

| FUND | ACCT. NO. | ACCOUNT NAME | CASH | INVESTMENTS |
|-------------------------------------|-----------|--------------------------------|--------------|-------------|
| SHERIFF'S SPECIAL FUND | | | | |
| ===== | | | | |
| 150 | 101-2000 | CLAIM ON CASH-SHERIFFS SPECIAL | 42,949.45 | |
| 150 | 101-3000 | PROPERTY TAX SALE ACCOUNT | 20,602.00 | |
| TOTAL 150-SHERIFF'S SPECIAL FUND | | | 63,551.45 | 0.00 |
| ----- | | | | |
| CONSTABLE'S SPECIAL FUND | | | | |
| ===== | | | | |
| 155 | 101-2000 | CLAIM ON CASH-CONSTABLES SPEC | 0.00 | |
| TOTAL 155-CONSTABLE'S SPECIAL FUND | | | 0.00 | 0.00 |
| ----- | | | | |
| CLERK'S SPECIAL FUND | | | | |
| ===== | | | | |
| 160 | 101-2000 | CLAIM ON CASH-CLERKS SPECIAL | 10.00 | |
| TOTAL 160-CLERK'S SPECIAL FUND | | | 10.00 | 0.00 |
| ----- | | | | |
| AMERICAN RESCUE PLAN | | | | |
| ===== | | | | |
| 190 | 101-2000 | CLAIM ON CASH-AMERICAN RESCUE | 9,355,685.52 | |
| TOTAL 190-AMERICAN RESCUE PLAN | | | 9,355,685.52 | 0.00 |
| ----- | | | | |
| DR-4586 2021 WINTER WEATH | | | | |
| ===== | | | | |
| 191 | 101-2000 | CLAIM ON CASH-DR-4586 2021 WIN | 0.00 | |
| TOTAL 191-DR-4586 2021 WINTER WEATH | | | 0.00 | 0.00 |
| ----- | | | | |
| COVID19 | | | | |
| ===== | | | | |
| 192 | 101-2000 | CLAIM ON CASH-COVID19 | 648,044.98 | |
| TOTAL 192-COVID19 | | | 648,044.98 | 0.00 |
| ----- | | | | |
| GULF/MEXICO ENERGY SEC | | | | |
| ===== | | | | |
| 195 | 101-2000 | CLAIM ON CASH-GULF MEXICO ENGY | 743,648.43 | |
| TOTAL 195-GULF/MEXICO ENERGY SEC. | | | 743,648.43 | 0.00 |
| ----- | | | | |

CASH & INVESTMENTS BY FUND

AS OF: SEPTEMBER 30TH, 2023 SEPTEMBER 30TH, 2023

| FUND ACCT. NO. | ACCOUNT NAME | CASH | INVESTMENTS |
|------------------------------------|--------------------------------|---------------|-------------|
| FEMA HAZARD MIT FUND | | | |
| ===== | | | |
| 197 101-2000 | CLAIM ON CASH-FEMA HAZARD MIT | (294,728.85) | |
| | | ----- | ----- |
| TOTAL 197- FEMA HAZARD MIT. FD | | (294,728.85) | 0.00 |
| | | ----- | ----- |
| HURRICANE HARVEY DR#4332 | | | |
| ===== | | | |
| 198 101-2000 | CLAIM ON CASH-HURRICANE HARVEY | (49,995.00) | |
| 198 101-3000 | CLAIM ON CASH/GRANT FUND | 0.00 | |
| | | ----- | ----- |
| TOTAL 198-HURRICANE HARVEY DR#4332 | | (49,995.00) | 0.00 |
| | | ----- | ----- |
| TXDOT MCCOY RD RECONST | | | |
| ===== | | | |
| 199 101-2000 | CLAIM ON CASH-TXDOT MCCOY RD | 332,518.55 | |
| | | ----- | ----- |
| TOTAL 199-TXDOT MCCOY RD RECONST | | 332,518.55 | 0.00 |
| | | ----- | ----- |
| ROAD AND BRIDGE FUND/PCT | | | |
| ===== | | | |
| 201 101-2000 | CLAIM ON CASH-R&B PCT #1 | 664,842.20 | |
| | | ----- | ----- |
| TOTAL 201-ROAD & BRIDGE FUND PCT 1 | | 664,842.20 | 0.00 |
| | | ----- | ----- |
| ROAD AND BRIDGE FUND/PCT | | | |
| ===== | | | |
| 202 101-2000 | CLAIM ON CASH-R&B PCT #2 | 1,312,065.09 | |
| | | ----- | ----- |
| TOTAL 202-ROAD & BRIDGE FUND PCT 2 | | 1,312,065.09 | 0.00 |
| | | ----- | ----- |
| ROAD AND BRIDGE FUND/PCT | | | |
| ===== | | | |
| 203 101-2000 | CLAIM ON CASH-R&B PCT #3 | 980,680.16 | |
| | | ----- | ----- |
| TOTAL 203-ROAD & BRIDGE FUND PCT 3 | | 980,680.16 | 0.00 |
| | | ----- | ----- |
| ROAD AND BRIDGE FUND/PCT | | | |
| ===== | | | |
| 204 101-2000 | CLAIM ON CASH-R&B PCT #4 | 848,600.58 | |
| | | ----- | ----- |
| TOTAL 204-ROAD & BRIDGE FUND PCT 4 | | 848,600.58 | 0.00 |
| | | ----- | ----- |

CASH & INVESTMENTS BY FUND

AS OF: SEPTEMBER 30TH, 2023 SEPTEMBER 30TH, 2023

| FUND | ACCT. NO. | ACCOUNT NAME | CASH | INVESTMENTS |
|------------------------------------|-----------|--------------------------------|--------------|-------------|
| TEXAS VINE GRANT | | | | |
| ===== | | | | |
| 308 | 101-2000 | CLAIM ON CASH-TX VINE GRANT | (4,376.30) | |
| TOTAL 308-TEXAS VINE GRANT | | | (4,376.30) | 0.00 |
| ----- | | | | |
| 4/H ACTIVITY CENTER | | | | |
| ===== | | | | |
| 310 | 101-2000 | CLAIM ON CASH-4/H ACTIVITY CNT | 5,759.64 | |
| TOTAL 310-4/H ACTIVITY CENTER | | | 5,759.64 | 0.00 |
| ----- | | | | |
| AIRPORT FUND | | | | |
| ===== | | | | |
| 321 | 101-2000 | CLAIM ON CASH-AIRPORT FUND | 449,926.27 | |
| 321 | 101-3000 | CASH IN BANK/AIRPORT DRAFTING | 813,461.74 | |
| 321 | 151-1000 | TREASURY BILLS | | 0.00 |
| 321 | 151-1001 | TEXPOOL INVESTMENTS | | 0.00 |
| 321 | 151-1005 | LOCAL GOVT. INVEST COOP | | 0.00 |
| TOTAL 321-AIRPORT FUND | | | 1,263,388.01 | 0.00 |
| ----- | | | | |
| AIRPORT GRANT FUND | | | | |
| ===== | | | | |
| 322 | 101-2000 | CLAIM ON CASH-AIRPORT GRANT | (14,224.00) | |
| TOTAL 322-AIRPORT GRANT FUND | | | (14,224.00) | 0.00 |
| ----- | | | | |
| AIRPORT CAPITAL PROJECTS | | | | |
| ===== | | | | |
| 323 | 101-2000 | CLAIM ON CASH-AIRP CAPITAL PRO | 30,836.89 | |
| TOTAL 323-AIRPORT CAPITAL PROJECTS | | | 30,836.89 | 0.00 |
| ----- | | | | |
| SPECIAL SERVICE FUND | | | | |
| ===== | | | | |
| 330 | 101-2000 | CLAIM ON CASH-SPECIAL SERVICE | 898,266.26 | |
| TOTAL 330-SPECIAL SERVICE FUND | | | 898,266.26 | 0.00 |
| ----- | | | | |

CASH & INVESTMENTS BY FUND

AS OF: SEPTEMBER 30TH, 2023 SEPTEMBER 30TH, 2023

| FUND | ACCT. NO. | ACCOUNT NAME | CASH | INVESTMENTS |
|-------------------------------------|-----------|--------------------------------|---------------|-------------|
| JAG-REG TASK FORCE APPREH | | | | |
| ===== | | | | |
| 331 | 101-2000 | CLAIM ON CASH-JAG REG TASK FOR | 0.00 | |
| TOTAL 331-JAG-REG TASK FORCE APPREH | | | 0.00 | 0.00 |
| ===== | | | | |
| OOG FY 2020 CESF | | | | |
| ===== | | | | |
| 332 | 101-2000 | CLAIM ON CASH-OOG FY2020 CESF | 0.00 | |
| TOTAL 332-OOG FY 2020 CESF | | | 0.00 | 0.00 |
| ===== | | | | |
| BJA FY 2020 CESF | | | | |
| ===== | | | | |
| 333 | 101-2000 | CLAIM ON CASH-BJA FY 2020 CESF | 0.00 | |
| TOTAL 333-BJA FY 2020 CESF | | | 0.00 | 0.00 |
| ===== | | | | |
| SWB RURAL LAW ENFORCEMENT | | | | |
| ===== | | | | |
| 334 | 101-2000 | CLAIM ON CASH-SWB RURAL LAW EN | 0.00 | |
| TOTAL 334-SWB RURAL LAW ENFORCEMENT | | | 0.00 | 0.00 |
| ===== | | | | |
| OPERATION LONE STAR GRANT | | | | |
| ===== | | | | |
| 335 | 101-2000 | CLAIM ON CASH-OPERATION LONE S | (273,613.24) | |
| TOTAL 335-OPERATION LONE STAR GRANT | | | (273,613.24) | 0.00 |
| ===== | | | | |
| STONEGARDEN GRANT | | | | |
| ===== | | | | |
| 336 | 101-2000 | CLAIM ON CASH-STONEGARDEN GNT | (125,492.49) | |
| TOTAL 336-STONEGARDEN 2010SST0-0008 | | | (125,492.49) | 0.00 |
| ===== | | | | |
| JAG-LESS LETHAL FORCE | | | | |
| ===== | | | | |
| 337 | 101-2000 | CLAIM ON CASH-JAG LESS LETHAL | 0.00 | |
| TOTAL 337-JAG-LESS LETHAL FORCE | | | 0.00 | 0.00 |
| ===== | | | | |

CASH & INVESTMENTS BY FUND

AS OF: SEPTEMBER 30TH, 2023 SEPTEMBER 30TH, 2023

| FUND ACCT. NO. | ACCOUNT NAME | CASH | INVESTMENTS |
|-------------------------------------|--------------------------------|--------------|-------------|
| CLICK IT OR TICKET | | | |
| ===== | | | |
| 338 101-2000 | CLAIM ON CASH-GCRPC 9-1-1 | 17,523.41 | |
| TOTAL 338-GCRPC - 9-1-1 ALLOCATION | | 17,523.41 | 0.00 |
| ===== | | | |
| BYRNE JAG PROGRAM | | | |
| ===== | | | |
| 339 101-2000 | CLAIM ON CASH-BYRNE JAG PROG | (12,620.00) | |
| TOTAL 339-BYRNE JAG PROGRAM | | (12,620.00) | 0.00 |
| ===== | | | |
| HIGH INTENSITY DRUG TRAF | | | |
| ===== | | | |
| 340 101-2000 | CLAIM ON CASH-HIGH INTENSITY | (24,815.60) | |
| TOTAL 340-HIGH INTENSITY DRUG TRAFF | | (24,815.60) | 0.00 |
| ===== | | | |
| BODY WORN CAMERA PROG | | | |
| ===== | | | |
| 342 101-2000 | CLAIM ON CASH-BODY WORN CAMERA | 0.00 | |
| TOTAL 342-BODY WORN CAMERA PROG | | 0.00 | 0.00 |
| ===== | | | |
| RIFLE REST BODY ARM GNT | | | |
| ===== | | | |
| 343 101-2000 | CLAIM ON CASH-RIFLE RESIT BODY | 0.00 | |
| TOTAL 343-RIFLE RESIT BODY ARMOR GN | | 0.00 | 0.00 |
| ===== | | | |
| FIREFIGHTERS GRANT | | | |
| ===== | | | |
| 344 101-2000 | CLAIM ON CASH-FIREFIGHTERS GNT | 0.00 | |
| TOTAL 344-FIREFIGHTERS GRANT | | 0.00 | 0.00 |
| ===== | | | |
| FERAL HOG GRANT | | | |
| ===== | | | |
| 345 101-2000 | CLAIM ON CASH-FERAL HOG GRANT | 0.00 | |
| TOTAL 345-FERAL HOG GRANT | | 0.00 | 0.00 |
| ===== | | | |

CASH & INVESTMENTS BY FUND

AS OF: SEPTEMBER 30TH, 2023 SEPTEMBER 30TH, 2023

| FUND ACCT. NO. | ACCOUNT NAME | CASH | INVESTMENTS |
|-------------------------------------|--------------------------------|---------------|-------------|
| TXCDBG WCID1 BLOOMINGTON | | | |
| ===== | | | |
| 346 101-2000 | CLAIM ON CASH-WCID1 BLOOMING | 0.00 | |
| TOTAL 346-TXCDBG GNT-WCID1 BLOOM. | | 0.00 | 0.00 |
| ----- | | | |
| TXCDBG WCID2 PLACEDO | | | |
| ===== | | | |
| 347 101-2000 | CLAIM ON CASH-WCID2 PLACEDO | (3,025.00) | |
| TOTAL 347-TXCDBG GNT- WCID2 PLACEDO | | (3,025.00) | 0.00 |
| ----- | | | |
| CDBG HURRICANE HARVEY DR | | | |
| ===== | | | |
| 348 101-2000 | CLAIM ON CASH-CDBG HUR HARVEY | (497,253.50) | |
| TOTAL 348-CDBG HURRICANE HARVEY DR | | (497,253.50) | 0.00 |
| ----- | | | |
| CDBG-MIT MOD GRANT | | | |
| ===== | | | |
| 349 101-2000 | CLAIM ON CASH-CDBG-MIT MOD GRA | 0.00 | |
| TOTAL 349-CDBG-MIT MOD GRANT | | 0.00 | 0.00 |
| ----- | | | |
| STATE FEE ACCOUNT | | | |
| ===== | | | |
| 350 101-2000 | CLAIM ON CASH-STATE FEE FD | 137,747.63 | |
| TOTAL 350-STATE FEE ACCOUNT | | 137,747.63 | 0.00 |
| ----- | | | |
| PESC MENTAL HEALTH DEPUTY | | | |
| ===== | | | |
| 355 101-2000 | CLAIM ON CASH-PESC MENTAL HLTH | (599.58) | |
| TOTAL 355-PESC MENTAL HEALTH DEPUTY | | (599.58) | 0.00 |
| ----- | | | |
| MENTAL HLTH PEACE OFF FD | | | |
| ===== | | | |
| 356 101-2000 | CLAIM ON CASH-MENTAL SO/GB | (39,350.92) | |
| TOTAL 356-MENTAL HEALTH PEACE OFF | | (39,350.92) | 0.00 |
| ----- | | | |

CASH & INVESTMENTS BY FUND

AS OF: SEPTEMBER 30TH, 2023 SEPTEMBER 30TH, 2023

| FUND ACCT. NO. | ACCOUNT NAME | CASH | INVESTMENTS |
|--|--------------------------------|--------------|-------------|
| BISD SCHOOL RESOURCE OFF | | | |
| 358 101-2000 | CLAIM ON CASH-BISD SCHL RESOUR | (8,751.60) | |
| TOTAL 358-BISD SCHOOL RESOURCE OFF | | (8,751.60) | 0.00 |
| BULLET RESISTANT SHIELD | | | |
| 359 101-2000 | CLAIM ON CASH-BULLET RESIS SHI | 0.00 | |
| TOTAL 359-BULLET RESISTANT SHIELD | | 0.00 | 0.00 |
| SHERIFF'S FORFEITURE FD | | | |
| 360 101-2000 | CLAIM ON CASH-SHERIFF FORFEIT | 934,741.18 | |
| 360 151-1001 | TEXPOOL INVESTMENTS | | 0.00 |
| 360 151-1005 | LOCAL GOVT. INVEST. COOP. | | 0.00 |
| TOTAL 360-SHERIFF'S FORFEITURE FUND | | 934,741.18 | 0.00 |
| SHERIFF'S DONATION FUND | | | |
| 361 101-2000 | CLAIM ON CASH-SHERIFF DONATION | 313.02 | |
| TOTAL 361-SHERIFF'S DONATION FUND | | 313.02 | 0.00 |
| SHER DOJ FEDERAL FORFEIT | | | |
| 362 101-2000 | CLAIM ON CASH-SO DOJ FED FORFE | 252,898.48 | |
| TOTAL 362-SHERIFF DOJ FED. FORFEIT. | | 252,898.48 | 0.00 |
| CDA CONTRABAND FORFEITURE | | | |
| 370 101-2000 | CLAIM ON CASH-CDA CONTRA FORF | 1,031,525.68 | |
| 370 151-1005 | LOCAL GOVT. INVEST. COOP. | | 0.00 |
| TOTAL 370-CDA CONTRABAND FORFEITURE | | 1,031,525.68 | 0.00 |
| CDA DOJ EQUITABLE SHARE | | | |
| 371 101-2000 | CLAIM ON CASH-CDA DOJ EQUIT | 1,116.75 | |
| TOTAL 371-CDA DOJ EQUITABLE SHARE | | 1,116.75 | 0.00 |

CASH & INVESTMENTS BY FUND

AS OF: SEPTEMBER 30TH, 2023 SEPTEMBER 30TH, 2023

| FUND ACCT. NO. | ACCOUNT NAME | CASH | INVESTMENTS |
|--|--------------------------------|-----------------|-------------|
| SHERIFF DOT FEDERAL FORF | | | |
| 372 101-2000 | CLAIM ON CASH-SO DOT FED FORF. | 475,114.04 | |
| TOTAL 372-SHERIFF DOT FEDERAL FORF | | 475,114.04 | 0.00 |
| SHERIFF COMMISSARY FUND | | | |
| 380 101-2000 | CLAIM ON CASH-SHER. COMMISSARY | 838,936.57 | |
| TOTAL 380-SHERIFF COMMISSARY FUND | | 838,936.57 | 0.00 |
| JUVENILE COMMISSARY FUND | | | |
| 390 101-2000 | CLAIM ON CASH-JUV COMMISSARY | 8,163.77 | |
| TOTAL 390-JUVENILE COMMISSARY FUND | | 8,163.77 | 0.00 |
| NATIONAL SCHOOL LUNCH PRG | | | |
| 392 101-2000 | CLAIM ON CASH-NSLP | (24,943.39) | |
| TOTAL 392-NATIONAL SCHOOL LUNCH PRG | | (24,943.39) | 0.00 |
| VISD SRO REIMBURSEMENT | | | |
| 395 101-2000 | CLAIM ON CASH-VISD SRO REIMB | (63,636.99) | |
| TOTAL 395-VISD SRO REIMBURSEMENT | | (63,636.99) | 0.00 |
| HEALTH INSURANCE FUND | | | |
| 410 101-2000 | CLAIM ON CASH-HEALTH INSUR | (2,196,936.84) | |
| 410 101-3000 | CASH IN BANK/BOON CHAPMAN | 1,154.49 | |
| TOTAL 410-HEALTH INSURANCE FUND | | (2,195,782.35) | 0.00 |
| EMPLOYEE BENEFIT FUND | | | |
| 420 101-2000 | CLAIM ON CASH-EMPLOYEE BENEF | 2,679.81 | |
| TOTAL 420-EMPLOYEE BENEFIT FUND | | 2,679.81 | 0.00 |

CASH & INVESTMENTS BY FUND

AS OF: SEPTEMBER 30TH, 2023 SEPTEMBER 30TH, 2023

| FUND ACCT. NO. | ACCOUNT NAME | CASH | INVESTMENTS |
|-------------------------------------|--------------------------------|------------|-------------|
| ELECTIONS ADM SPECIAL | | | |
| ===== | | | |
| 450 101-2000 | CLAIM ON CASH-ELECT ADM SPEC | 53,492.74 | |
| TOTAL 450-ELECTIONS ADM SPECIAL | | 53,492.74 | 0.00 |
| ----- | | | |
| HAVA ELCTN SECURITY GRANT | | | |
| ===== | | | |
| 454 101-2000 | CLAIM ON CASH-HAVA ELECTN SECU | 0.00 | |
| TOTAL 454-HAVA ELECTN SECURITY GRNT | | 0.00 | 0.00 |
| ----- | | | |
| HELP AMERICA VOTE GRANT | | | |
| ===== | | | |
| 455 101-2000 | CLAIM ON CASH-HELP AMER VOTE | 0.00 | |
| TOTAL 455-HELP AMERICA VOTE GRANT | | 0.00 | 0.00 |
| ----- | | | |
| CTCL GRANT | | | |
| ===== | | | |
| 456 101-2000 | CLAIM ON CASH-CTCL GRANT | 0.00 | |
| TOTAL 456-CTCL GRANT | | 0.00 | 0.00 |
| ----- | | | |
| ELECTIONS CHAPTER 19 | | | |
| ===== | | | |
| 457 101-2000 | CLAIM ON CASH-ELECT CHAPT 19 | 0.00 | |
| TOTAL 457-ELECTIONS CHAPTER 19 FD | | 0.00 | 0.00 |
| ----- | | | |
| TAX ASSESSOR SPECIAL | | | |
| ===== | | | |
| 499 101-3000 | SPECIAL INVENTORY ACCT. | 867,158.94 | |
| TOTAL 499-TAX ASSESSOR SPECIAL | | 867,158.94 | 0.00 |
| ----- | | | |
| HISTORICAL COMMISSION | | | |
| ===== | | | |
| 500 101-2000 | CLAIM ON CASH-HISTORICAL COMM | 2,868.29 | |
| TOTAL 500-HISTORICAL COMMISSION | | 2,868.29 | 0.00 |
| ----- | | | |

CASH & INVESTMENTS BY FUND

AS OF: SEPTEMBER 30TH, 2023 SEPTEMBER 30TH, 2023

| FUND | ACCT. NO. | ACCOUNT NAME | CASH | INVESTMENTS |
|-------------------------------------|-----------|--------------------------------|--------------|-------------|
| TX HIST COMM CLG GRANT | | | | |
| ===== | | | | |
| 505 | 101-2000 | CLAIM ON CASH-TX HIST COMM CL | (10,628.92) | |
| TOTAL 505-TX HIST COMM CLG GRANT | | | (10,628.92) | 0.00 |
| | | | | |
| CHILD WELFARE BOARD | | | | |
| ===== | | | | |
| 515 | 101-2000 | CLAIM ON CASH-CHILD WELFARE BD | 25,186.28 | |
| TOTAL 515-CHILD WELFARE BOARD | | | 25,186.28 | 0.00 |
| | | | | |
| TIDC IMPROVEMENT GRANT | | | | |
| ===== | | | | |
| 520 | 101-2000 | CLAIM ON CASH-TIDC IMPROV GRAN | (17,904.05) | |
| TOTAL 520-TIDC IMPROVEMENT GRANT | | | (17,904.05) | 0.00 |
| | | | | |
| TIDC REGIONL PUBLIC DEFEN | | | | |
| ===== | | | | |
| 525 | 101-2000 | CLAIM ON CASH-TIDC REGNL PUBLI | 0.00 | |
| TOTAL 525-TIDC REGIONL PUBLIC DEFEN | | | 0.00 | 0.00 |
| | | | | |
| REBUILD TEXAS FUND | | | | |
| ===== | | | | |
| 550 | 101-2000 | CLAIM ON CASH-REBUILD TX FUND | 0.00 | |
| TOTAL 550-REBUILD TEXAS FUND | | | 0.00 | 0.00 |
| | | | | |
| DEBT SERVICE | | | | |
| ===== | | | | |
| 700 | 101-2000 | CLAIM ON CASH-DEBT SERVICE | 1,003,862.95 | |
| TOTAL 700-DEBT SERVICE | | | 1,003,862.95 | 0.00 |
| | | | | |
| LAW LIBRARY FUND | | | | |
| ===== | | | | |
| 720 | 101-2000 | CLAIM ON CASH-LAW LIBRARY FD | 20,133.09 | |
| TOTAL 720-LAW LIBRARY FUND | | | 20,133.09 | 0.00 |

CASH & INVESTMENTS BY FUND

AS OF: SEPTEMBER 30TH, 2023 SEPTEMBER 30TH, 2023

| FUND ACCT. NO. | ACCOUNT NAME | CASH | INVESTMENTS |
|-------------------------------------|--------------------------------|---------------|--------------|
| CAPITAL PROJECTS FUND | | | |
| ===== | | | |
| 770 101-2000 | CLAIM ON CASH-CAPITAL PROJECTS | 1,033,619.81 | |
| 770 151-1007 | TEXAS COOPERATIVE LIQUID ASSET | | 7,021,242.60 |
| TOTAL 770-CAPITAL PROJECTS FUND | | 1,033,619.81 | 7,021,242.60 |
| ----- | | | |
| CONSTRUCTION RETAINAGE | | | |
| ===== | | | |
| 771 101-2000 | CLAIM ON CASH-CONSTRN RETAIN | 82,765.83 | |
| TOTAL 771-CONSTRUCTION RETAINAGE | | 82,765.83 | 0.00 |
| ----- | | | |
| VICTORIA HEALTH DEPT | | | |
| ===== | | | |
| 800 101-2000 | CLAIM ON CASH-HEALTH DEPT | (525,673.66) | |
| 800 101-3000 | CASH IN BANK/HLTH 340B DRAFT. | 297,078.34 | |
| TOTAL 800-VICTORIA HEALTH DEPT. | | (228,595.32) | 0.00 |
| ----- | | | |
| TX A&M UNIV HLTH SCIENCE | | | |
| ===== | | | |
| 801 101-2000 | CLAIM ON CASH-TX A&M HLTH SCI | 0.00 | |
| TOTAL 801-TX A&M UNIV HLTH SCIENCE | | 0.00 | 0.00 |
| ----- | | | |
| MEDICAID ADM CLAIM FD | | | |
| ===== | | | |
| 802 101-2000 | CLAIM ON CASH-MEDICAID ADM CLM | 44,438.26 | |
| TOTAL 802-MEDICAID ADM CLAIMS FD | | 44,438.26 | 0.00 |
| ----- | | | |
| TEXAS HOME VISITING GNT | | | |
| ===== | | | |
| 803 101-2000 | CLAIM ON CASH-TX HOME VISITING | (108,249.29) | |
| TOTAL 803-TEXAS HOME VISITING GRANT | | (108,249.29) | 0.00 |
| ----- | | | |
| HOGG FOUNDATION GRANT | | | |
| ===== | | | |
| 804 101-2000 | CLAIM ON CASH-HOGG FOUNDAT. | 111,251.73 | |
| TOTAL 804-HOGG FOUNDATION GNT | | 111,251.73 | 0.00 |
| ----- | | | |

CASH & INVESTMENTS BY FUND

AS OF: SEPTEMBER 30TH, 2023 SEPTEMBER 30TH, 2023

| FUND | ACCT. NO. | ACCOUNT NAME | CASH | INVESTMENTS |
|-------------------------------------|-----------|--------------------------------|---------------|-------------|
| HURRICANE PUBLIC HLTH GNT | | | | |
| ===== | | | | |
| 805 | 101-2000 | CLAIM ON CASH-HURRICANE PUBLIC | 0.00 | |
| TOTAL 805-HURRICANE PUBLIC HLTH GNT | | | 0.00 | 0.00 |
| ----- | | | | |
| AMERICARES | | | | |
| ===== | | | | |
| 806 | 101-2000 | CLAIM ON CASH-AMERICARES | 0.00 | |
| TOTAL 806-AMERICARES | | | 0.00 | 0.00 |
| ----- | | | | |
| CPS/PH WKFORCE 9/21-6/24 | | | | |
| ===== | | | | |
| 808 | 101-2000 | CLAIM ON CASH-CPS/PH WKFORCE | (52,945.03) | |
| TOTAL 808-CPS/PH WKFORCE 9/21-6/23 | | | (52,945.03) | 0.00 |
| ----- | | | | |
| CPS/PH INFRAST 4/23-11/27 | | | | |
| ===== | | | | |
| 809 | 101-2000 | CLAIM ON CASH-CPS/PH INFRAST 4 | 0.00 | |
| TOTAL 809-CPS/PH INFRAST 4/23-11/27 | | | 0.00 | 0.00 |
| ----- | | | | |
| VICTORIA WIC PROGRAM | | | | |
| ===== | | | | |
| 810 | 101-2000 | CLAIM ON CASH-WIC PROGRAM | (116,523.13) | |
| TOTAL 810-VICTORIA WIC PROGRAM | | | (116,523.13) | 0.00 |
| ----- | | | | |
| FLEXIBLE BENEFITS PLAN | | | | |
| ===== | | | | |
| 870 | 101-2000 | CASH-FLEX BEN-DENTAL,LIFE,VSN | 27,866.39 | |
| 870 | 101-3000 | CASH IN BANK/PROSPERITY BANK | 140,335.15 | |
| TOTAL 870-FLEXIBLE BENEFITS PLAN | | | 168,201.54 | 0.00 |
| ----- | | | | |
| LEOSE FUND | | | | |
| ===== | | | | |
| 880 | 101-2000 | CLAIM ON CASH-LEOSE FUND | 56,148.19 | |
| TOTAL 880-LEOSE FUND | | | 56,148.19 | 0.00 |
| ----- | | | | |

| FUND ACCT. NO. | ACCOUNT NAME | CASH | INVESTMENTS | |
|------------------------------------|--------------------------------|---------------|---------------|-----------------|
| | | | | 0.00 * |
| VICTORIA COUNTY HOSPITAL | | | | 19,412,702.86 + |
| ===== | | | | 224,169.04 + |
| 820 101-1000 | HOSPITAL FUND | 19,412,702.86 | | 9,917,890.45 + |
| 820 101-2004 | CMC 125 PLAN | 224,169.04 | | 387,362.23 - |
| 820 101-2010 | CMC BONDS | 9,917,880.45 | | 20,320.06 + |
| 820 101-3000 | CMC ACCTS PAYABLE | (387,362.23) | | 100.00 + |
| 820 101-4000 | CMC PAYROLL | 20,320.06 | | 4,643,482.53 + |
| 820 101-4100 | CMC MEDICAL PROFESS #214125768 | 100.00 | | 52,214.91 + |
| 820 101-4105 | CMC MEDICAL PROFESS #217301213 | 4,643,482.53 | | 379,856.97 + |
| 820 101-4200 | CMC WEIGHT MANAGEMENT CNTR | 52,214.91 | | 34,263,364.59 * |
| 820 101-4300 | CMC HOME HEALTH AGENCY | 379,856.97 | | |
| 820 101-5001 | ARBORETUM NURSE /REHAB/WINNIE | 0.00 | | |
| 820 101-5002 | MATAGORDA NURSING & REHAB | 110,501.90 | | 0.00 + |
| 820 101-5003 | TWIN PINES NURSING & REHAB | 274,525.20 | | 110,501.90 + |
| 820 101-5004 | SHADY OAKS NURSING & REHAB | 63,062.22 | | 274,525.20 + |
| 820 101-5005 | AMISTAD NURSING & REHAB | 0.00 | | 63,062.22 + |
| 820 101-5006 | GANADO NURSING & REHAB | 119,915.00 | | 0.00 + |
| 820 101-5007 | CUERO NURSING & REHAB. | 3,048.60 | | 119,915.00 + |
| 820 101-5008 | STEVENS NURSE & REHAB/HALLETTS | 0.00 | | 3,048.60 + |
| 820 101-5009 | PORT LAVACA NURSING & REHAB | 0.00 | | 0.00 + |
| 820 101-5010 | SOUTHEROKE NURSING & REHAB | 0.00 | | 119,915.00 + |
| 820 101-5011 | WHARTON NURSING & REHAB | 0.00 | | 3,048.60 + |
| 820 101-5012 | YOAKUM NURSING & REHAB | 0.00 | | 0.00 + |
| 820 101-5100 | CUERO NURSING & REHAB-HUD | 183,814.45 | | 0.00 + |
| 820 101-5105 | STEVENS NURSE & REHAB-HUD | 221,073.55 | | 0.00 + |
| 820 101-5110 | PORT LAVACA NURSE & REHAB-HUD | 279,915.39 | | 0.00 + |
| 820 101-5115 | SOUTHEROKE NURSE&REHAB-HUD | 87,288.19 | | 0.00 + |
| 820 101-5120 | WHARTON NURSING & REHAB-HUD | 173,617.15 | | 0.00 + |
| 820 101-5125 | YOAKUM NURSING & REHAB-HUD | 0.00 | | 0.00 + |
| 820 101-5130 | MATAGORDA NURSING & REHAB-HUD | 76,653.59 | | 183,814.45 + |
| 820 101-5135 | TWIN PINES NURSING & REHAB-HUD | 0.00 | | 221,073.55 + |
| 820 101-5140 | GANADO NURSING & REHAB-HUD | 2,540.63 | | 279,915.39 + |
| 820 151-1004 | CERTIFICATES OF DEPOSIT | 0.00 | 0.00 | 87,288.19 + |
| 820 151-1005 | LOCAL GOVT. INVEST. COOP. | 0.00 | 0.00 | 173,617.15 + |
| 820 151-1007 | TEXAS COOPERATIVE LIQUID ASSET | | 25,265,137.46 | 0.00 + |
| TOTAL 820-VICTORIA COUNTY HOSPITAL | | 35,859,320.46 | 25,265,137.46 | 76,653.59 + |
| | | | | 0.00 + |
| | | | | 2,540.63 + |
| TOTAL CASH AND INVESTMENTS | | 35,859,320.46 | 25,265,137.46 | 1,595,955.87 * |

*** END OF REPORT ***

1,595,955.87 +
 34,263,364.59 +
 35,859,320.46 *

VICTORIA COUNTY
 POOL INVESTMENTS
 SEPTEMBER 2023

| | BEGIN BALANCE | RATE | CONTRIBUTIONS | WITHDRAWALS | INTEREST | END BALANCE | INTEREST YR TO DATE |
|------------------------|------------------|-------|-----------------|-----------------|---------------|------------------|---------------------|
| COUNTY | | | | | | | |
| LOGIC COUNTY | \$ 2,397,179.75 | 5.52% | | | \$ 10,869.71 | \$ 2,408,049.46 | \$ 89,842.20 |
| TEXAS CLASS County | \$ 5,059,939.42 | 5.52% | | | \$ 23,010.86 | \$ 5,082,950.28 | \$ 82,950.28 |
| TEXAS CLASS County GOV | \$ 5,056,414.78 | 5.19% | | \$ 3,500,000.00 | \$ 6,648.26 | \$ 1,563,063.04 | \$ 63,063.04 |
| TEXAS CLASS COB 2023 | \$ - | 5.52% | \$ 7,000,000.00 | | \$ 21,242.60 | \$ 7,021,242.60 | \$ 21,242.60 |
| TOTAL | | | \$ 7,000,000.00 | \$ 3,500,000.00 | \$ 61,771.43 | \$ 16,075,305.38 | \$ 257,098.12 |
| HOSPITAL | | | | | | | |
| TEXAS CLASS CMC | \$ 15,094,274.09 | 5.52% | | | \$ 68,643.53 | \$ 15,162,917.62 | \$ 162,917.62 |
| TEXAS CLASS CMC GOV | \$ 10,059,251.51 | 5.19% | | | \$ 42,968.33 | \$ 10,102,219.84 | \$ 102,219.84 |
| | | | | | \$ 111,611.86 | \$ 25,265,137.46 | \$ 265,137.46 |
| NAVAGATION | | | | | | | |
| Texas Class Op Fund | \$ 4,987,683.18 | 5.52% | \$ - | | \$ 22,682.26 | \$ 5,010,365.44 | \$ 193,995.79 |
| Texas Class Const Fund | \$ 2,005,415.00 | 5.52% | \$ - | | \$ 9,119.92 | \$ 2,014,534.92 | \$ 63,668.43 |
| TOTAL | | | | | \$ 31,802.18 | \$ 7,024,900.36 | \$ 257,664.22 |
| | | | | | | \$ 48,365,343.20 | |
| | | | | | \$ 205,185.47 | | |

CD INVESTMENTS GENERAL FUND

PERIOD ENDING 9/30/2023

| ISSUER | CUSIP | BROKER | TERM | % EARN | BOOK VALUE | SETTLE | MATURE | MKT PRICE | MARKET VALUE |
|---|-----------|--------|------|--------|---------------|------------|------------|-----------|---------------|
| FIRST BANK RICHMOND (28533) | 319267JS0 | MBS | 18 | 2.260% | \$ 246,000.00 | 5/20/2022 | 11/20/2023 | 99.540 | \$ 244,868.40 |
| OCEANFIRST BANK NA | 67523TAL7 | MBS | 24 | 2.030% | \$ 247,000.00 | 3/30/2022 | 4/1/2024 | 98.299 | \$ 242,798.53 |
| SAFRA NATIONAL BANK | 78658RHU8 | MBS | 24 | 2.180% | \$ 247,000.00 | 4/6/2022 | 4/8/2024 | 98.305 | \$ 242,813.35 |
| ALLY BANK | 02007GPJ6 | MBS | 24 | 2.030% | \$ 247,000.00 | 4/7/2022 | 4/8/2024 | 98.228 | \$ 242,623.16 |
| FALL RIVER FIVE CENTS SAVINGS BANK | 306275BE7 | MBS | 24 | 2.230% | \$ 247,000.00 | 4/18/2022 | 4/8/2024 | 98.233 | \$ 242,635.51 |
| PRIMEWAY FCU (2131) | 741600AP5 | MBS | 24 | 2.490% | \$ 249,000.00 | 5/6/2022 | 5/6/2024 | 98.187 | \$ 244,485.63 |
| UBS BANK (57565) | 90348J3B4 | MBS | 24 | 2.890% | \$ 249,000.00 | 5/11/2022 | 5/13/2024 | 98.366 | \$ 244,931.34 |
| AMERICAN NATL BANK (26499) | 02769QDV8 | MBS | 24 | 2.240% | \$ 249,000.00 | 5/13/2022 | 5/13/2024 | 97.969 | \$ 243,942.81 |
| JOHN MARSHALL BANK (58243) | 47804GHR7 | MBS | 24 | 2.540% | \$ 249,000.00 | 5/13/2022 | 5/13/2024 | 98.152 | \$ 244,398.48 |
| TRUSTONE FINL CR UN PLYMOUTH | 89841MAC1 | MBS | 36 | 3.150% | \$ 249,000.00 | 6/29/2022 | 7/1/2024 | 98.151 | \$ 244,395.99 |
| UNITED HERITAGE CR | 91334AAK9 | MBS | 18 | 5.220% | \$ 248,000.00 | 3/21/2023 | 9/23/2024 | 99.529 | \$ 246,831.92 |
| MORGAN STANLEY BANK NA | 61773TDL4 | MBS | 30 | 2.430% | \$ 245,000.00 | 4/20/2022 | 10/18/2024 | 96.602 | \$ 236,674.90 |
| BANKERS BANK (23537) | 06610RBQ1 | MBS | 30 | 2.580% | \$ 247,000.00 | 5/6/2022 | 11/6/2024 | 96.601 | \$ 238,604.47 |
| METRO (66364) | 59161YAQ9 | MBS | 30 | 2.940% | \$ 249,000.00 | 5/20/2022 | 11/20/2024 | 96.876 | \$ 241,221.24 |
| CITY NATIONAL BANK (17281) | 178180GR0 | MBS | 24 | 4.890% | \$ 244,000.00 | 11/23/2022 | 11/25/2024 | 99.073 | \$ 241,738.12 |
| ISRAEL DISCOUNT BANK (19977) | 465076UD7 | MBS | 24 | 4.890% | \$ 244,000.00 | 11/25/2022 | 11/25/2024 | 99.073 | \$ 241,738.12 |
| BANKUNITED NA | 066519RV3 | MBS | 36 | 1.000% | \$ 249,000.00 | 12/8/2021 | 12/9/2024 | 94.567 | \$ 235,471.83 |
| CAPITAL ONE NA | 14042RQL8 | MBS | 36 | 0.840% | \$ 249,000.00 | 12/8/2021 | 12/9/2024 | 94.430 | \$ 235,130.70 |
| AMERICAN FRIST CU | 02616AAP4 | MBS | 36 | 1.050% | \$ 249,000.00 | 12/30/2021 | 12/30/2024 | 94.367 | \$ 234,973.83 |
| FIRST NATIONAL BANK OF AMERICA | 32110YVB8 | MBS | 36 | 0.950% | \$ 249,000.00 | 12/30/2021 | 12/30/2024 | 94.250 | \$ 234,682.50 |
| TEXAS EXCHANGE BANK | 88241TNG1 | MBS | 36 | 1.420% | \$ 249,000.00 | 2/4/2022 | 2/4/2025 | 94.426 | \$ 235,120.74 |
| BEAL BANK | 07371AWR0 | MBS | 36 | 1.320% | \$ 249,000.00 | 2/9/2022 | 2/5/2025 | 94.267 | \$ 234,724.83 |
| AMERANT BANK NA | 02357QAR8 | MBS | 36 | 1.740% | \$ 249,000.00 | 2/28/2022 | 2/28/2025 | 94.577 | \$ 235,496.73 |
| AMERICAN EXPRESS NATL BANK | 02589ABM3 | MBS | 36 | 1.890% | \$ 247,000.00 | 3/3/2022 | 3/3/2025 | 94.769 | \$ 234,079.43 |
| BARCLAYS BANK | 06740KPE1 | MBS | 36 | 1.790% | \$ 247,000.00 | 3/16/2022 | 3/17/2025 | 94.501 | \$ 233,417.47 |
| GOLDMAN SACHS BANK USA 6 MONTH CALLABLE | 38179M3A9 | MBS | 36 | 2.000% | \$ 249,000.00 | 3/16/2022 | 3/17/2025 | 94.743 | \$ 235,910.07 |
| LAFAYETTE FEDERAL CU | 50625LAY9 | MBS | 36 | 2.310% | \$ 249,000.00 | 3/30/2022 | 3/31/2025 | 95.055 | \$ 236,686.95 |
| SYNCHRONY BANK | 87165FJ47 | MBS | 36 | 2.260% | \$ 247,000.00 | 3/31/2022 | 3/31/2025 | 95.038 | \$ 234,743.86 |
| POPULAR BANK | 73317AAV4 | MBS | 36 | 2.210% | \$ 247,000.00 | 4/7/2022 | 4/7/2025 | 94.876 | \$ 234,343.72 |
| BMW BANK OF NA | 05580AL85 | MBS | 36 | 2.610% | \$ 247,000.00 | 4/8/2022 | 4/8/2025 | 95.476 | \$ 235,825.72 |
| JPMORGAN CHASE BANK NA | 48128WPG4 | MBS | 36 | 2.610% | \$ 247,000.00 | 4/8/2022 | 4/8/2025 | 95.477 | \$ 235,828.19 |

10/4/2023CD INVESTMENTS COURT 2023

CD INVESTMENTS GENERAL FUND

PERIOD ENDING 9/30/2023

| ISSUER | CUSIP | BROKER | TERM | % EARN | BOOK VALUE | SETTLE | MATURE | MKT PRICE | MARKET VALUE | Interest paid | Book Value |
|---------------------------------|-------------|--------|------|--------|---------------|--------------|---------------|-----------|------------------|---------------|------------------|
| BMO HARRIS BANK NATL | 05600XGK0 | MBS | 36 | 3.330% | \$ 245,000.00 | 6/24/2022 | 6/24/2025 | 96.051 | \$ 235,324.95 | SEMI ANN 6&12 | |
| MERTRUST FED CR UN | 59001PAR0 | MBS | 36 | 3.330% | \$ 249,000.00 | 6/29/2022 | 6/30/2025 | 95.986 | \$ 239,005.14 | MONTHLY | |
| MACHIAS SVGS BK | 554479EM3 | MBS | 30 | 4.350% | \$ 249,000.00 | 2/9/2023 | 8/8/2025 | 97.624 | \$ 243,083.76 | MONTHLY | |
| BANK OF WISCONSIN DELLS (15136) | 065847FC4 | MBS | 34 | 4.590% | \$ 249,000.00 | 11/28/2022 | 9/29/2025 | 97.962 | \$ 243,925.38 | MONTHLY | |
| SPOKANE TEACHERS CR UN (68203) | 849061AA4 | MBS | 36 | 5.050% | \$ 248,000.00 | 11/23/2022 | 11/24/2025 | 98.884 | \$ 245,232.32 | MONTHLY | |
| KEMBRA FINAANCIAL (61623) | 48836LAX0 | MBS | 36 | 5.230% | \$ 248,000.00 | 11/23/2022 | 11/24/2025 | 99.299 | \$ 246,261.52 | MONTHLY | |
| ROGUE CR (68660) | 77535MAD5 | MBS | 36 | 5.140% | \$ 248,000.00 | 11/25/2022 | 11/25/2025 | 99.096 | \$ 245,758.08 | MONTHLY | |
| AUSTIN TELCO FED CR UN (4584) | 052392CD7 | MBS | 36 | 5.050% | \$ 248,000.00 | 11/28/2022 | 11/28/2025 | 98.883 | \$ 245,229.84 | MONTHLY | \$ 6,937,000.00 |
| FIRST TECHNOLOGY FED | 33715L FM 7 | MBS | 30 | 5.190% | \$ 248,000.00 | 6/30/2023 | 12/30/2025 | 99.192 | \$ 245,996.16 | MONTHLY | \$ 6,661,081.88 |
| LIBERTY FIRST CR UN | 530520AF2 | MBS | 36 | 4.600% | \$ 249,000.00 | 2/3/2023 | 2/3/2026 | 97.774 | \$ 243,457.26 | MONTHLY | |
| FIRST UTD BK & TR | 33742CCQ8 | MBS | 36 | 4.370% | \$ 249,000.00 | 3/8/2023 | 2/9/2026 | 97.214 | \$ 242,062.86 | MONTHLY | |
| SANDY SPRINGS BK | 800364EX5 | MBS | 36 | 4.960% | \$ 244,000.00 | 3/14/2023 | 3/16/2026 | 98.645 | \$ 240,693.80 | SEMI ANN 3&9 | \$ 742,000.00 |
| DORT FINL CR UN | 25844M-BE-7 | MBS | 36 | 5.100% | \$ 246,000.00 | 6/28/2023 | 6/29/2026 | 99.013 | \$ 243,571.98 | QUARTERLY | \$ 726,213.92 |
| | | | | 3.78% | 13,125,000.00 | | | 96.725 | \$ 12,701,824.77 | | \$ 12,631,000.00 |
| | | | | | | | | | | | \$ 12,212,256.63 |
| | | | | | | MONTH | YEAR TO DATE | | | | |
| INTEREST | | | | | | \$ 51,199.35 | \$ 277,301.08 | | | | |

INTEREST EARNED STATEMENT
SEPTEMBER 2023

| FUND | FUND NAME | 2023 | | | | |
|------|---------------------------------|---------------------|-------------------|-------------------|-------------------|---------------------|
| | | 2019 | 2020 | 2021 | 2022 | YR TO DATE |
| 100 | GENERAL FUND | 587,193.96 | 394,512.17 | 213,100.70 | 285,889.05 | 608,022.30 |
| 200 | ROAD & BRIDGE FUND | 107,701.21 | 29,957.88 | 6,641.81 | 15,701.66 | 33,336.73 |
| 700 | DEBT SERVICE | 16,599.52 | 5,297.82 | 1,339.85 | 3,359.84 | 8,407.01 |
| 770 | CAPITAL PROJECTS | 0.00 | 0.00 | 0.00 | 0.00 | 21,242.60 |
| | Sub-Total Budgeted Funds | 711,494.69 | 429,767.87 | 221,082.36 | 304,950.55 | 671,008.64 |
| | | | | | | |
| 119 | CLERK'S ARCHIVE | 4809.15 | 1,339.90 | 605.35 | 1342.52 | 2,175.43 |
| 150 | TAX SALES | 552.17 | 188.95 | 124.87 | 244.81 | 46.29 |
| 190 | AMERICAN RESCUE PLAN | 0.00 | 0.00 | 13881.20 | 31872.26 | 38,884.69 |
| 231 | JUVENILE PROBATION | 0.00 | 26.58 | 49.22 | 1252.59 | 226.03 |
| 240 | DRUG COURTS PROGRAM | 364.14 | 90.63 | 1.40 | 0.80 | 1.70 |
| 300 | CDA PROCESSING FEE | 113.51 | 56.08 | 14.61 | 15.05 | 169.27 |
| 310 | 4-H ACTIVITY CENTER | 162.21 | 41.40 | 11.65 | 19.50 | 40.54 |
| 320 | AIRPORT DRAFTING | 351.11 | 2,580.64 | 1167.37 | 1203.47 | 0.00 |
| 321 | AIRPORT | 4517.73 | 0.00 | 0.00 | 1869.60 | 7,918.94 |
| 323 | AIRPORT CAPITAL PROJ | | | | 1870.86 | 367.33 |
| 330 | SPECIAL SERVICE | 9179.04 | 2,006.11 | 1319.83 | 1502.56 | 4,916.35 |
| 338 | GCRP 911 | 275.60 | 459.94 | 136.95 | 61.59 | 122.35 |
| 360 | SHERIFF'S FORFEITURE | 9444.59 | 2,569.35 | 1080.27 | 2214.08 | 6,230.09 |
| 361 | SHERIFF'S DONATION | 6.08 | 1.50 | 0.45 | 3.42 | 313.02 |
| 362 | SHERIFF'S DOJ | 6544.45 | 1,712.99 | 249.02 | 351.44 | 1,891.16 |
| 370 | CDA CONTRABAND FORFEIT. | 14327.42 | 4,629.56 | 1618.38 | 2966.49 | 6,941.03 |
| 371 | CDA DOJ EQUITABLE SHARE | 23.69 | 6.32 | 1.94 | 3.58 | 7.79 |
| 372 | SHERIFF DOT FED FORFEIT | 2241.60 | 1,556.92 | 473.78 | 838.22 | 3,127.74 |
| 380 | SHERIFF COMMISSARY | 5771.00 | 1,516.82 | 745.34 | 1940.85 | 5,482.15 |
| 390 | JUVENILE COMMISSARY | 155.19 | 42.12 | 13.26 | 25.34 | 56.66 |
| 410 | HEALTH INSURANCE | 2826.58 | 520.89 | 568.44 | 598.28 | 1,154.49 |
| 450 | ELECTION ADMINISTRATOR | 603.90 | 112.79 | 61.77 | 183.85 | 320.20 |
| 454 | HAVA SECURITY GRANT | 0.00 | 8.79 | 30.10 | 31.55 | 5.31 |
| 455 | HELP AMERICA VOTE GRANT | 0.00 | 23.10 | 0.38 | 0.00 | 0.00 |
| 499 | TAX ASSESSOR SPECIAL | 12336.30 | 2,132.62 | 1260.92 | 2459.76 | 3,978.47 |
| 500 | HISTORICAL COMMISSION | 465.73 | 115.82 | 34.02 | 54.14 | 22.30 |
| 771 | LONG TERM RENO RETAIN | 0.00 | 47.36 | 9.34 | 3383.55 | 232.03 |
| 800 | HEALTH DEPT DRAFTING | 344.06 | 134.86 | 715.64 | 2182.47 | 2,084.24 |
| 870 | FLEXIBLE BENEFIT PLAN | 1462.81 | 452.24 | 173.12 | 348.37 | 787.58 |
| 820 | HOSPITAL | 660159.66 | 218,255.08 | 82631.45 | 131543.00 | 465,942.97 |
| 820 | CMC 125 PLAN | 3574.47 | 919.23 | 313.85 | 672.97 | 1,332.86 |
| 830 | CMC ACCOUNTS PAYABLE | 21179.25 | 6,180.52 | 2,125.49 | 3,946.71 | 8,019.06 |
| 840 | CMC PAYROLL | 8995.36 | 2,510.40 | 663.68 | 909.61 | 3,046.54 |
| 820 | CMC MEDICAL PROFESSIONAL | 150498.80 | 28,373.70 | 24,229.22 | 40,175.63 | 38,048.97 |
| 820 | CMC HOME HEALTH | 45408.24 | 17,674.68 | 8,558.03 | 19,645.68 | 14,619.95 |
| 820 | CMC WEIGHT MGMT | 9384.11 | 2,669.80 | 917.83 | 1,833.05 | 1,413.51 |
| 820 | CMC NURSING HOMES | 31354.07 | 8,031.76 | 1,875.77 | 3,321.15 | 14,008.59 |
| 950 | NAVIGATION DISTRICT | 145379.51 | 43,977.79 | 9,119.29 | 10,981.52 | 4,321.05 |
| 950 | NAVIG CONSTRUCTION 2012A | 0.23 | 0.00 | 0.00 | 0.00 | 0.00 |
| 950 | NAVIG TXLC CONSTRUCION | | | | | 622.72 |
| 950 | NAVIG. 2015 CONST INT&SINK | 78476.12 | 6,262.51 | 1,331.82 | 1,260.98 | 2,031.87 |
| 950 | NAVIG 2012A/B INT& SINKING | 9613.21 | 3,205.40 | 584.43 | 1,475.70 | 2,350.17 |
| 950 | NAVIG. INTEREST & SINKING | 2.84 | 0.00 | 0.00 | 0.00 | 0.00 |
| | TOTAL | 1,952,398.62 | 790,203.02 | 377,781.84 | 579,557.55 | 1,314,270.08 |