

MINUTES OF COUNTY FINANCES  
TREASURER'S REPORT  
MONTHLY- APRIL 2024

IN THE MATTER OF COUNTY FINANCES  
IN THE HANDS OF PAIGE FOSTER  
TREASURER OF VICTORIA COUNTY, TEXAS

COMMISSIONERS' COURT  
VICTORIA COUNTY, TEXAS  
IN SPECIAL SESSION  
REGULAR TERM JUNE  
2024


TOTAL IN BANK ACCOUNTS	\$ 51,458,789.81
TOTAL INVESTMENTS	\$ 74,660,149.43
TOTAL CASH AND INVESTMENTS	\$126,118,939.24


TOTAL MARKET VALUE OF COLLATERAL PLEDGED BY PROSPERITY BANK \$ 98,306,013.54


IN ACCORDANCE with Section 114.026, Local Government Code, we, the undersigned, constituting the entire Commissioners Court of said County, certify that on the 3rd day of June 2024, at the Special Session of a Regular Term of Court. We compared and examined the monthly report of Paige Foster, Treasurer of Victoria County, Texas, for April 2024, and finding the same correct, entered an order in the Minutes approving said Report.

  
Ben Zeller, County Judge

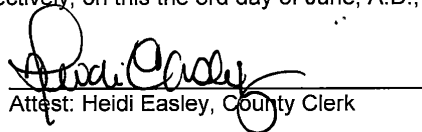
  
Danny Garcia, Commissioner Pct. 1

  
Jason Ohrt, Commissioner Pct. 2

  
Gary Burns, Commissioner Pct. 3


  
Kenneth Sexton, Commissioner Pct. 4

SWORN TO AND SUBSCRIBED BEFORE ME, by Ben Zeller, County Judge, and County Commissioners of said Victoria County, each respectively, on this the 3rd day of June, A.D., 2024.

  
Attest: Heidi Easley, County Clerk

FILED FOR RECORD THIS 3<sup>rd</sup> Day of June A.D. 2024, and recorded on the 3<sup>rd</sup> day of June, A.D. 2024.



  
Heidi Easley, County Clerk and  
Ex-Officio Clerk of the Commissioners  
Court in and for Victoria County, Texas.

By:   
Deputy **Stefanie Tumlinson**



**MONTHLY REPORT OF**

PAIGE FOSTER, COUNTY TREASURER

VICTORIA COUNTY, TEXAS

**FOR THE MONTH OF APRIL 2024**

This report, presented for the approval of the Commissioners' Court, in accordance with Vernon's Texas Codes Annotated, Local Government Code, and Section 83.002 (a) (3), and Title 10, Chapter 2256, Government Code (Public Funds Investment Act), is true and correct to the best of my knowledge and belief, according to the records of this office.

  
\_\_\_\_\_  
PAIGE FOSTER  
COUNTY TREASURER

VICTORIA COUNTY  
INVESTMENTS ON HAND  
APRIL 30, 2024

FUND	DESCRIPTION	NET YIELD	MONTHLY INTEREST	INTEREST 2024	TOTAL INVESTMENT		MARKET VALUE
<b>VICTORIA COUNTY</b>							
	TX CLASS	5.371%	86,528.67	331,321.48	17,589,150.23	25.20%	17,589,150.23
	L.O.G.I.C. POOL	5.454%	38,215.67	120,746.39	8,562,624.98	12.27%	8,562,624.98
	CERTIFICATE OF DEPOSIT	3.329%	60,109.51	140,232.67	14,370,000.00	20.59%	13,328,540.23
	GOVERNMENT SECURITIES	5.080%		0.00	300,000.00	0.43%	297,621.00
	CASH ON HAND-COUNTY FUNDS	2.020%	49,687.64	213,768.18	28,967,527.04	41.51%	28,967,527.04
	<b>TOTAL COUNTY FUNDS</b>				<b>69,769,302.25</b>	<b>41.00%</b>	<b>69,345,263.48</b>
<b>CITIZENS MEDICAL CENTER</b>							
	TX CLASS	5.429%	128,736.59	546,582.14	26,159,928.93	56.48%	26,159,928.93
	L.O.G.I.C. POOL	0.000%			0.00		0.00
	CERTIFICATE OF DEPOSIT	0.000%			0.00		0.00
	CMC NURSING HOMES	2.010%	1,369.65	5,077.91	575,025.17	1.24%	575,025.17
	CASH ON HAND-CITIZENS MEDICAL CENTER	2.020%	19,574.71	84,796.92	19,585,201.88	42.28%	19,585,201.88
	<b>TOTAL HOSPITAL FUNDS</b>				<b>46,320,155.98</b>	<b>100.00%</b>	<b>46,320,155.98</b>
<b>NAVIGATION DISTRICT</b>							
	TEXAS CLASS	5.429%	34,733.63	129,518.40	7,678,445.29		7,678,445.29
	CASH ON HAND TXLC CONSTRUCTION	2.020%	71.69	717.48	27,353.41		27,353.41
	CASH ON HAND 2015 INTEREST & SINKING	2.020%	1,135.74	3,897.26	749,937.06		749,937.06
	PROMOTION AND DEVELOPMENT FUND	2.020%	553.85	1,862.27	357,299.69		357,299.69
	CASH ON HAND-2012A/B INTEREST/SINKING	2.020%	1,335.42	4,537.40	885,543.16		885,543.16
	CASH ON HAND-NAVIGATION DISTRICT	2.020%	688.66	3,895.65	310,902.40		310,902.40
	<b>TOTAL NAVIGATION DISTRICT FUNDS</b>				<b>10,060,978.04</b>		<b>10,060,978.04</b>
<b>SUMMARY TOTAL PORTFOLIO</b>							
	TOTAL COUNTY BANK FUNDS		49,687.64	213,768.18	28,967,527.04	22.9684%	28,967,527.04
	TOTAL HOSPITAL BANK FUNDS		20,944.36	89,874.83	20,160,227.05	15.9851%	20,160,227.05
	TOTAL NAVIGATION DISTRICT BANKFUNDS		3,785.36	14,910.06	2,331,035.72	1.8483%	2,331,035.72
	<b>TOTAL BANK FUNDS</b>	41%	2.020%	74,417.36	318,553.07	40.80%	51,458,789.81
	CASH ON HAND - ALL FUNDS				51,458,789.81	40.80%	51,458,789.81
	PLEDGED SECURITIES - ALL FUNDS				98,306,013.54		84,116,118.57
	CERTIFICATES OF DEPOSIT	3.329%	60,109.51	140,232.67	14,370,000.00	11.39%	13,928,340.23
	MONEY MKT MUTUAL FUNDS				0.00	0.00%	0.00
	POOLS	5.4207%	288,214.56	1,128,168.41	59,990,149.43	47.57%	59,990,149.43
	GOVERNMENT SECURITIES	5.080%			300,000.00	0.24%	297,621.00
	<b>TOTAL INVESTMENTS</b>	59%		348,324.07	1,268,401.08	59.20%	74,216,110.66
	<b>TOTAL PORTFOLIO INCLUDING CASH</b>	5.283%	422,741.43	1,586,954.15	126,118,939.24	100.00%	125,674,900.47

VICTORIA COUNTY  
 POOL INVESTMENTS  
 APRIL 2024

	BEGIN BALANCE	RATE	CONTRIBUTIONS	WITHDRAWALS	INTEREST	END BALANCE	INTEREST YR TO DATE 2024
COUNTY							
LOGIC COUNTY	\$ 8,524,409.31	5.45%			\$ 38,215.67	\$ 8,562,624.98	\$ 120,746.39
TEXAS CLASS County	\$ 12,784,991.22	5.43%		\$ 1,500,000.00	\$ 56,564.48	\$ 11,341,555.70	\$ 191,010.28
TEXAS CLASS County GOV	\$ 1,095,999.24	5.26%		\$ 1,095,000.00	\$ 162.57	\$ 1,161.81	\$ 14,409.93
TEXAS CLASS COB 2023	\$ 6,716,631.10	5.43%		\$ 500,000.00	\$ 29,801.62	\$ 6,246,432.72	\$ 125,901.27
TOTAL		5.39%	\$ -	\$ 3,095,000.00	\$ 124,744.34	\$ 26,151,775.21	\$ 452,067.87
Texas class	average interest	5.37%			\$ 86,528.67	\$ 17,589,150.23	\$ 331,321.48
HOSPITAL							
TEXAS CLASS CMC	\$ 31,031,192.34	5.43%		\$ 5,000,000.00	\$ 128,736.59	\$ 26,159,928.93	\$ 542,159.90
TEXAS CLASS CMC GOV	\$ -				\$ -	\$ -	\$ 4,422.24
					\$ 128,736.59	\$ 26,159,928.93	\$ 546,582.14
NAVIGATION							
Texas Class Op Fund	\$ 5,233,687.99	5.43%		\$ 266,000.00	\$ 22,681.80	\$ 4,990,369.79	\$ 91,691.99
Texas Class Const Fund	\$ 2,756,023.67	5.43%		\$ 80,000.00	\$ 12,051.83	\$ 2,688,075.50	\$ 37,826.41
TOTAL		5.43%			\$ 34,733.63	\$ 7,678,445.29	\$ 129,518.40
				TOTAL	\$ 288,214.56	\$ 59,990,149.43	\$ 1,128,168.41

ISSUER	CUSIP	BROKER	PERIOD ENDING 4/30/2024			SETTLE	MATURE	MKT PRICE	MARKET VALUE
			TERM	% EARN	BOOK VALUE				
2024									
PRIMEWAY FCU (2131)	741600AP5	MBS	24	2.450%	\$ 249,000.00	5/6/2022	5/6/2024	99.953	\$ 248,882.97
UBS BANK (57565)	90348J3B4	MBS	24	2.850%	\$ 249,000.00	5/11/2022	5/13/2024	99.913	\$ 248,783.37
AMERICAN NATL BANK (26499)	02769QDV8	MBS	24	2.200%	\$ 249,000.00	5/13/2022	5/13/2024	99.890	\$ 248,726.10
JOHN MARSHALL BANK (58243)	47804GHR7	MBS	24	2.500%	\$ 249,000.00	5/13/2022	5/13/2024	99.901	\$ 248,753.49
TRUSTONE FINL CR UN PLYMOUTH	89841MAC1	MBS	36	3.110%	\$ 249,000.00	6/29/2022	7/1/2024	99.634	\$ 248,088.66
UNITED HERITAGE CR	91334AAK9	MBS	18	5.200%	\$ 248,000.00	3/21/2023	9/23/2024	99.943	\$ 247,858.64
MORGAN STANLEY BANK NA	61773TDL4	MBS	30	2.380%	\$ 245,000.00	4/20/2022	10/18/2024	98.618	\$ 241,614.10
BANKERS BANK (23537)	06610RBQ1	MBS	30	2.530%	\$ 247,000.00	5/6/2022	11/6/2024	98.565	\$ 243,455.55
METRO (66364)	59161YAQ9	MBS	30	2.880%	\$ 249,000.00	5/20/2022	11/20/2024	98.656	\$ 245,653.44
CITY NATIONAL BANK (17281)	178180GR0	MBS	24	4.860%	\$ 244,000.00	11/23/2022	11/25/2024	99.769	\$ 243,436.36
ISRAEL DISCOUNT BANK (19977)	46507GUD7	MBS	24	4.860%	\$ 244,000.00	11/25/2022	11/25/2024	99.717	\$ 243,309.48
BANKUNITED NA	066519RV3	MBS	36	0.970%	\$ 249,000.00	12/8/2021	12/9/2024	97.401	\$ 242,528.49
CAPITAL ONE NA	14042RQL8	MBS	36	0.820%	\$ 249,000.00	12/8/2021	12/9/2024	97.331	\$ 242,354.19
AMERICAN FRIST CU	02616AAP4	MBS	36	1.020%	\$ 249,000.00	12/30/2021	12/30/2024	97.204	\$ 242,037.96
FIRST NATIONAL BANK OF AMERICA	32110VVB8	MBS	36	0.920%	\$ 249,000.00	12/30/2021	12/30/2024	97.139	\$ 241,876.11
2025									
TEXAS EXCHANGE BANK	88241TNG1	MBS	36	1.390%	\$ 249,000.00	2/4/2022	2/4/2025	97.100	\$ 241,779.00
BEAL BANK	07371AWR0	MBS	36	1.280%	\$ 249,000.00	2/9/2022	2/5/2025	97.030	\$ 241,604.70
AMERANT BANK NA	02357QAR8	MBS	36	1.690%	\$ 249,000.00	2/28/2022	2/28/2025	97.115	\$ 241,816.35
AMERICAN EXPRESS NATL BANK	02589ABM3	MBS	36	1.850%	\$ 247,000.00	3/3/2022	3/3/2025	97.179	\$ 240,032.13
BARCLAYS BANK	06740KPE1	MBS	36	1.750%	\$ 247,000.00	3/16/2022	3/17/2025	96.982	\$ 239,545.54
GOLDMAN SACHS BANK USA 6 MONTH CALLABLE	38179M3A9	MBS	36	1.950%	\$ 249,000.00	3/16/2022	3/17/2025	97.157	\$ 241,920.93
LAFAYETTE FEDERAL CU	50625LAY9	MBS	36	2.260%	\$ 249,000.00	3/30/2022	3/31/2025	97.335	\$ 242,364.15
SYNCHRONY BANK	87165FJ47	MBS	36	2.210%	\$ 247,000.00	3/31/2022	3/31/2025	97.275	\$ 240,269.25
POPULAR BANK	73317AAV4	MBS	36	2.160%	\$ 247,000.00	4/6/2022	4/7/2025	97.193	\$ 240,066.71
BMW BANK OF NA	05580AL85	MBS	36	2.560%	\$ 247,000.00	4/8/2022	4/8/2025	97.536	\$ 240,913.92
JPMORGAN CHASE BANK NA	48128WPG4	MBS	36	2.560%	\$ 247,000.00	4/8/2022	4/8/2025	97.536	\$ 240,913.92
LEADER BANK NA	52168UHY1	MBS	36	2.610%	\$ 246,000.00	4/22/2022	4/22/2025	97.501	\$ 239,852.46
AMERICU	03065QAD0	MBS	36	2.560%	\$ 249,000.00	4/27/2022	4/28/2025	97.441	\$ 242,628.09
DISCOVER BANK (5649)	254673C46	MBS	36	2.910%	\$ 246,000.00	5/4/2022	5/5/2025	97.750	\$ 240,465.00
GENERATIONS BANK	37149CAS6	MBS	36	3.010%	\$ 247,000.00	5/6/2022	5/6/2025	97.828	\$ 241,635.16
CAPITAL ONE BANK USA NT (33954)	14042TGE1	MBS	36	3.160%	\$ 246,000.00	5/18/2022	5/19/2025	97.923	\$ 240,890.58
BRIDGEWATER BANK (58210)	108622MG3	MBS	36	2.810%	\$ 249,000.00	5/18/2022	5/19/2025	97.555	\$ 242,911.95

5/29/2024CD INVESTMENTS 2024

CD INVESTMENTS GENERAL FUND			PERIOD ENDING 4/30/2024						
ISSUER	CUSIP	BROKER	TERM	% EARN	BOOK VALUE	SETTLE	MATURE	MKT PRICE	MARKET VALUE
INSTIUTION FOR SAVINGS (90250)	45780PBL8	MBS	36	3.160%	\$ 247,000.00	5/20/2022	5/20/2025	97.908	\$ 241,832.76
CONNEXUS (66538)	20825WAT7	MBS	36	3.060%	\$ 249,000.00	5/26/2022	5/27/2025	97.781	\$ 243,474.69
CARTER FED CR UN	14622LAC6	MBS	36	3.070%	\$ 247,000.00	6/22/2022	6/23/2025	97.645	\$ 241,183.15
BMO HARRIS BANK NATL	05600XGK0	MBS	36	3.270%	\$ 245,000.00	6/24/2022	6/24/2025	97.841	\$ 239,710.45
MERTRUST FED CR UN	59001PAR0	MBS	36	3.270%	\$ 249,000.00	6/29/2022	6/30/2025	97.829	\$ 243,594.21
MACHIAS SVGS BK	554479EM3	MBS	30	4.290%	\$ 249,000.00	2/9/2023	8/8/2025	98.962	\$ 246,415.38
BANK OF WISCONSIN DELLS (15138)	065847FC4	MBS	34	4.530%	\$ 249,000.00	11/28/2022	9/29/2025	99.224	\$ 247,067.76
SPOKANE TEACHERS CR UN (68203)	849061AA4	MBS	36	5.000%	\$ 248,000.00	11/23/2022	11/24/2025	99.934	\$ 247,836.32
KEMBRA FINAANCIAL (61623)	48836LAX0	MBS	36	5.190%	\$ 248,000.00	11/23/2022	11/24/2025	100.009	\$ 248,022.32
ROGUE CR (68660)	77535MAD5	MBS	36	5.090%	\$ 248,000.00	11/25/2022	11/25/2025	100.003	\$ 248,007.44
AUSTIN TELCO FED CR UN (4584)	052392CD7	MBS	36	5.000%	\$ 248,000.00	11/28/2022	11/28/2025	99.923	\$ 247,809.04
FIRST TECHNOLOGY FED	33715L-FM-7	MBS	30	5.140%	\$ 248,000.00	6/30/2023	12/30/2025	100.182	\$ 248,451.36
2026									
BRENTWOOD BK	107219BP1	AMB	33	4.700%	\$ 249,000.00	4/18/2024	1/16/2026	99.521	\$ 247,807.29
LIBERTY FIRST CR UN	530520AF2	MBS	36	4.530%	\$ 249,000.00	2/3/2023	2/3/2026	99.137	\$ 246,851.13
FIRST UTD BK &TR	33742CCQ8	MBS	36	4.300%	\$ 249,000.00	3/8/2023	2/9/2026	98.711	\$ 245,790.39
SANDY SPRINGS BK	800364EX5	MBS	36	4.910%	\$ 244,000.00	3/14/2023	3/16/2026	99.775	\$ 243,451.00
BANK OF America na	06051XCQ3	AMB	24	4.800%	\$ 244,000.00	4/18/2024	4/20/2026	99.770	\$ 243,438.80
DORT FINL CR UN	25844M-BE-7	MBS	36	5.030%	\$ 246,000.00	6/28/2023	6/29/2026	100.212	\$ 246,521.52
B1bank	098079BG0	MBS	30	4.670%	\$ 249,000.00	3/18/2024	9/15/2026	99.44	\$ 247,605.60
NICOLET NATL BK	654062LW6	MBS	30	4.800%	\$ 249,000.00	4/30/2024	10/30/2026	99.826	\$ 248,566.74
ALLIANT CR UN CHICAGO	01882MAJ1	MBS	36	5.500%	\$ 248,000.00	11/20/2023	11/20/2026	101.77	\$ 252,389.60
2027									
OREGON CMNTY CR UN	68584JAP4	MBS	36	4.350%	\$ 249,000.00	2/9/2024	2/9/2027	98.663	\$ 245,670.87
UNIVEST BANK &TRUST	91527PCJ4	MBS	36	4.620%	\$ 249,000.00	3/13/2024	3/15/2027	99.452	\$ 247,635.48
CARTER BANK & TRUST	146102AN8	MBS	36	4.620%	\$ 249,000.00	3/20/2024	3/22/2027	99.459	\$ 247,652.91
MOUNTAIN COMM BK	62400PKT6	AMB	36	4.600%	\$ 244,000.00	4/15/2024	4/15/2027	99.400	\$ 242,536.00
TOTAL				3.33%	14,121,000.00			98.622	\$ 13,926,290.96
				MBS	3.25%	\$ 13,384,000.00		98.57	\$ 13,192,508.87
				AMB	4.70%	\$ 737,000.00		99.56	\$ 733,782.09
					\$14,121,000.00				\$13,926,290.96

5/29/2024CD INVESTMENTS 2024

CD INVESTMENTS GENERAL FUND		PERIOD ENDING 4/30/2024								
ISSUER	CUSIP	BROKER	TERM	% EARN	BOOK VALUE	SETTLE	MATURE	MKT PRICE	MARKET VALUE	
INTEREST						MONTH	YEAR TO DATE			
						\$ 60,109.51	\$ 140,232.67			
MATURED AND REPLACED										
OCEANFIRST BANK NA	67523TAL7	MBS	24	2.000%	\$ 247,000.00	3/30/2022	4/1/2024	99.964	\$ 246,911.08	
SAFRA NATIONAL BANK	78658RHU8	MBS	24	2.150%	\$ 247,000.00	4/6/2022	4/8/2024	99.906	\$ 246,767.82	
ALLY BANK	02007GPJ6	MBS	24	2.000%	\$ 247,000.00	4/7/2022	4/8/2024	99.901	\$ 246,755.47	
FALL RIVER FIVE CENTS SAVINGS BANK	306275BE7	MBS	24	2.200%	\$ 247,000.00	4/18/2022	4/8/2024	99.804	\$ 246,515.88	

AGENCY BONDS  
APRIL 2024

5/29/2024

ISSUER/ TYPE	CUSIP	BROKER	TERM	INITIAL RATE	AMOUNT	SETTLE	MATURE	CALL/ FREQ	Mrkt \$	MRKT VALUE	1ST CALL	RATE
Federal Farm CB/FIXED	3133EP5L5	MBS	3YR	5.08%	300,000.00	3/18/2024	3/18/2027	YES/1YR/M	99.207	297,621.00	3/18/2025	5.08
					300,000.00					297,621.00		

CALLABLE/ 1ST CALLABLE/ HOWOFTEN CALLABLE  
YES/NO  
6M = 6 MONTHS  
1YR= 1 YEAR  
M= MONTHLY CALLABLE (AMERICAN)



INTEREST EARNED STATEMENT  
APRIL 2024

FUND	FUND NAME	2021	2022	2023	2024 YR TO DATE	CURRENT MONTH
100	GENERAL FUND	213,100.70	285,889.05	906,342.48	94,561.44	20,220.14
200	ROAD & BRIDGE FUND	6,641.81	15,701.66	51,259.86	45,236.29	12,017.58
700	DEBT SERVICE	1,339.85	3,359.84	14,554.15	14,041.26	3,045.31
770	CAPITAL PROJECTS (Tx Class)	0.00	0.00	120,531.45	5,880.94	1,313.52
	<b>Sub-Total Budgeted Funds</b>	<b>221,082.36</b>	<b>304,950.55</b>	<b>1,092,687.94</b>	<b>159,719.93</b>	<b>36,596.55</b>
119	CLERK'S ARCHIVE	605.35	1,342.52	3,848.73	1,241.05	85.81
150	TAX SALES	124.87	244.81	134.42	50.83	0.08
190	AERICAN RESCUE PLAN	13,881.20	31,872.26	38,884.69	0.00	0.00
231	JUVENILE PROBATION	49.22	1,252.59	1,790.64	1,539.57	305.96
240	DRUG COURTS PROGRAM	1.40	0.80	3.54	2.37	0.33
288	RURAL SALARY ASSIST SO				931.81	567.90
289	RURAL SALARLARY ASSIS CDA				596.94	463.31
300	CDA PROCESSING FEE	14.61	15.05	233.22	62.34	16.18
310	4-H ACTIVITY CENTER	11.65	19.50	68.77	33.57	7.96
320	AIRPORT DRAFTING	1,167.37	1,203.47	0.00	0.00	0.00
321	AIRPORT	0.00	1,869.60	14,129.01	8,866.59	2,119.52
323	AIRPORT CAPITAL PROJ		1,870.86	385.19	1.52	1.52
330	SPECIAL SERVICE	1,319.83	1,502.56	8,727.00	6,183.24	1,518.19
338	GCRP 911	136.95	61.59	212.06	119.62	30.02
360	SHERIFF'S FORFEITURE	1,080.27	2,214.08	11,185.72	7,206.42	1,858.70
361	SHERIFF'S DONATION	0.45	3.42	315.77	6.22	1.56
362	SHERIFF'S DOJ	249.02	351.44	3,185.83	1,692.49	423.56
370	CDA CONTRABAND FORFEIT.	1,618.38	2,966.49	12,287.75	7,425.15	1,899.06
371	CDA DOJ EQUITABLE SHARE	1.94	3.58	13.51	7.62	1.91
372	SHERIFF DOT FED FORFEIT	473.78	838.22	5,559.81	3,232.32	807.57
380	SHERIFF COMMISSARY	745.34	1,940.85	9,634.79	5,552.10	1,416.41
390	JUVENILE COMMISSARY	13.26	25.34	98.57	56.40	14.23
410	HEALTH INSURANCE	568.44	598.28	1,979.60	1,020.67	264.82
450	ELECTION ADMINISTRATOR	61.77	183.85	586.27	220.26	0.00
454	HAVA SECURITY GRANT	30.10	31.55	5.31	0.00	0.00
455	HELP AMERICA VOTE GRANT	0.38	0.00	0.00	0.00	0.00
499	TAX ASSESSOR SPECIAL	1,260.92	2,459.76	9,141.40	4,583.59	423.00
500	HISTORICAL COMMISSION	34.02	54.14	38.47	24.34	5.92
771	LONG TERM RENO RETAIN	9.34	3,383.55	698.74	354.67	21.63
800	HEALTH DEPT DRAFTING	715.64	2,182.47	3,558.19	2,310.35	633.30
870	FLEXIBLE BENEFIT PLAN	173.12	348.37	1,464.94	859.70	202.64
					213,901.68	49,687.64
	CMC					
820	HOSPITAL	82,631.45	131,543.00	883,914.97	37,282.11	7,429.08
820	CMC 125 PLAN	313.85	672.97	2,486.21	1,382.96	317.63
830	CMC ACCOUNTS PAYABLE	2,125.49	3,946.71	14,812.67	11,214.88	1,972.44
840	CMC PAYROLL	663.68	909.61	5,447.28	2,882.26	684.62
820	CMC MEDICAL PROFESSIONAL	24,229.22	40,175.63	72,514.32	20,972.09	6,212.10
820	CMC HOME HEALTH	8,558.03	19,645.68	17,379.42	5,803.01	1,767.46
820	CMC WEIGHT MGMT	917.83	1,833.05	1,715.49	486.30	126.33
820	CMC NURSING HOMES	1,875.77	3,321.15	17,948.66	4,773.31	1,065.05
					84,796.92	19,574.71
	NAVIGATION					
950	NAVIG TXLC CONSTRUCCION			622.72	717.48	71.69
950	NAVIG. 2015 CONST INT&SINK	1,331.82	1,260.98	3,944.95	3,897.26	1,135.74
950	NAVIGATION DISTRICT	9,119.29	10,981.52	7,565.91	5,757.92	1,242.51
950	NAVIG CONSTRUCTION 2012A	0.00	0.00	0.00	0.00	0.00
950	NAVIG 2012A/B INT& SINKING	584.43	1,475.70	4,559.71	4,537.40	1,335.42
950	NAVIG. INTEREST & SINKING	0.00	0.00	0.00	0.00	0.00
					14,910.06	3,785.36
	<b>BANK TOTAL</b>	<b>377,781.84</b>	<b>579,557.55</b>	<b>2,253,772.19</b>	<b>313,608.66</b>	<b>73,047.71</b>

The interest from the POOL and CD investmetns were removed from 100, 770, 820 Hospital 1/31/2024 statement and put with the coralating attachment

FUND ACCT. NO.	ACCOUNT NAME	CASH	INVESTMENTS
<u>CPS/PH INFRAST 4/23-11/27</u>			
809 101-2000	CLAIM ON CASH-CPS/PH INFRAST 4	0.00	
TOTAL 809-CPS/PH INFRAST 4/23-11/27		0.00	0.00
<u>VICTORIA WIC PROGRAM</u>			
810 101-2000	CLAIM ON CASH-WIC PROGRAM	( 123,606.68)	
TOTAL 810-VICTORIA WIC PROGRAM		( 123,606.68)	0.00
<u>FLEXIBLE BENEFITS PLAN</u>			
870 101-2000	CASH-FLEX BEN-DENTAL,LIFE,VSN	29,722.91	
870 101-3000	CASH IN BANK/PROSPERITY BANK	123,217.08	
TOTAL 870-FLEXIBLE BENEFITS PLAN		152,939.99	0.00
<u>LEOSE FUND</u>			
880 101-2000	CLAIM ON CASH-LEOSE FUND	66,958.38	
TOTAL 880-LEOSE FUND		66,958.38	0.00
TOTAL CASH AND INVESTMENTS		56,428,426.98	40,572,775.21

\*\*\* END OF REPORT \*\*\*

000  
 0.00G\*  
 000  
 0.00 \*  
 56,428,426.98C+  
 27,460,899.94 --  
 002  
 28,967,527.04 \*  
 14,121,000.00C+  
 300,000.00 +  
 8,562,624.98 +  
 11,342,717.51 +  
 6,246,432.72 +  
 005  
 40,572,775.21 \*

Pooled Cash	(27,460,899.94)	
	<u>28,967,527.04</u>	<u>40,572,775.21</u>

CASH & INVESTMENTS BY FUND

AS OF: APRIL 30TH, 2024

FUND ACCT. NO.	ACCOUNT NAME	CASH	INVESTMENTS
<b>POOLED CASH - APCA</b>			
=====			
001 101-2000	POOLED CASH	27,460,899.94	
001 101-2005	POOLED CASH-PAYROLL	0.00	
TOTAL 001-POOLED CASH - APCA		27,460,899.94	0.00
-----			
<b>GENERAL FUND</b>			
=====			
100 101-2000	CLAIM ON CASH-GENERAL FUND	4,174,010.97	
100 101-3000	VC CREDIT CARD CLEARING ACCT	141,440.85	
100 101-3010	VC ANIMAL SERVICES ACCT	121.32	
100 151-1003	CERTIFICATE OF DEPOSIT		14,121,000.00
100 151-1004	GOVERNMENT AGENCIES		300,000.00
100 151-1005	LOCAL GOVT. INVEST. COOP.		8,562,624.98
100 151-1007	TEXAS COOPERATIVE LIQUID ASSET		11,342,717.51
TOTAL 100-GENERAL FUND		4,315,573.14	34,326,342.49
-----			
<b>EMERGENCY MGMT</b>			
=====			
108 101-2000	CLAIM ON CASH-EMER MGMT	( 278,836.58)	
TOTAL 108-EMERGENCY MGMT		( 278,836.58)	0.00
-----			
<b>LEPC FUND</b>			
=====			
109 101-2000	CLAIM ON CASH-LEPC	18,201.73	
TOTAL 109-LEPC FUND		18,201.73	0.00
-----			
<b>J. P. SPECIAL FUND</b>			
=====			
110 101-2000	CLAIM ON CASH-J.P. SPECIAL FD	667.15	
TOTAL 110-J.P. SPECIAL FUND		667.15	0.00
-----			
<b>COURT-INITIATED GUARDIANS</b>			
=====			
117 101-2000	CLAIM ON CASH-COURT INITIATED	12,208.71	
TOTAL 117-COURT-INITIATED GUARDIANS		12,208.71	0.00
-----			

CASH & INVESTMENTS BY FUND

AS OF: APRIL 30TH, 2024 APRIL 30TH, 2024

FUND ACCT. NO.	ACCOUNT NAME	CASH	INVESTMENTS
<b>COUNTY JURY FUND</b>			
118	101-2000 CLAIM ON CASH-COUNTY JURY FUND	9,384.39	
<b>TOTAL 118-COUNTY JURY FUND</b>		<b>9,384.39</b>	<b>0.00</b>
<b>CO CLERK ARCHIVE FEE FD</b>			
119	101-2000 CLAIM ON CASH-CO CLK ARCHIVE	55,802.81	
<b>TOTAL 119-CO CLERK ARCHIVE FEE FD</b>		<b>55,802.81</b>	<b>0.00</b>
<b>RECORDS MANAGEMENT FUND</b>			
120	101-2000 CLAIM ON CASH-RECORD MGMT	270,723.63	
<b>TOTAL 120-RECORDS MANAGEMENT FUND</b>		<b>270,723.63</b>	<b>0.00</b>
<b>COURTHOUSE SECURITY FUND</b>			
121	101-2000 CLAIM ON CASH-CRTHSE SECURITY	155,998.87	
<b>TOTAL 121-COURTHOUSE SECURITY FUND</b>		<b>155,998.87</b>	<b>0.00</b>
<b>JUSTICE CT BLDG SECURITY</b>			
122	101-2000 CLAIM ON CASH-JP CRT BLD SECUR	31,274.12	
<b>TOTAL 122-JUSTICE CT BLDG SECURITY</b>		<b>31,274.12</b>	<b>0.00</b>
<b>DIST. CLERK RECORDS MGMT</b>			
123	101-2000 CLAIM ON CASH-DIST CLK REC MGT	58,844.32	
<b>TOTAL 123-DIST. CLERK RECORD MGMT</b>		<b>58,844.32</b>	<b>0.00</b>
<b>CO CLERK OF THE COURT</b>			
124	101-2000 CLAIM ON CASH-CO CLRK OF COUR	99,339.56	
<b>TOTAL 124-CO CLERK OF THE COURT</b>		<b>99,339.56</b>	<b>0.00</b>

CASH & INVESTMENTS BY FUND

AS OF: APRIL 30TH, 2024 APRIL 30TH, 2024

FUND ACCT. NO.	ACCOUNT NAME	CASH	INVESTMENTS
<b>DIST CLERK OF THE COURT</b>			
=====			
125 101-2000	CLAIM ON CASH-DIST CLRK OF CRT	82,952.23	
TOTAL 125-DIST CLERK OF THE COURT		82,952.23	0.00
<b>COURT REPORTER SERVICE</b>			
=====			
126 101-2000	CLAIM ON CASH-CRT REPORTER SRV	17,500.59	
TOTAL 126-COURT REPORTER SERVICE		17,500.59	0.00
<b>COURT FACILITY FEE FUND</b>			
=====			
127 101-2000	CLAIM ON CASH-CRT FACILITY FEE	52,913.69	
TOTAL 127-COURT FACILITY FEE FUND		52,913.69	0.00
<b>CDBG-DR LOCAL BUYOUT</b>			
=====			
128 101-2000	CLAIM ON CASH-CDBG-DR LOCAL BU	( 1,875.00)	
TOTAL 128-CDBG-DR LOCAL BUYOUT		( 1,875.00)	0.00
<b>LANGUAGE ACCESS FUND</b>			
=====			
129 101-2000	CLAIM ON CASH-LANGUAGE ACCESS	23,762.56	
TOTAL 129-LANGUAGE ACCESS FUND		23,762.56	0.00
<b>PATRIOT PARK DONATION FD</b>			
=====			
140 101-2000	CLAIM ON CASH-PATRIOT PRK DON	3,001.56	
TOTAL 140-PATRIOT PARK DONATION FD		3,001.56	0.00
<b>OPIOID SETTLEMENT FUND</b>			
=====			
145 101-2000	CLAIM ON CASH-OPIOID SETTLEMEN	195,327.98	
TOTAL 145-OPIOID SETTLEMENT FUND		195,327.98	0.00

CASH & INVESTMENTS BY FUND

AS OF: APRIL 30TH, 2024      APRIL 30TH, 2024

FUND ACCT. NO.	ACCOUNT NAME	CASH	INVESTMENTS
<b>SHERIFF'S SPECIAL FUND</b>			
=====			
150 101-2000	CLAIM ON CASH-SHERIFFS SPECIAL	42,949.45	
150 101-3000	PROPERTY TAX SALE ACCOUNT	50.83	
TOTAL 150-SHERIFF'S SPECIAL FUND		43,000.28	0.00
-----			
<b>CONSTABLE'S SPECIAL FUND</b>			
=====			
155 101-2000	CLAIM ON CASH-CONSTABLES SPEC	0.00	
TOTAL 155-CONSTABLE'S SPECIAL FUND		0.00	0.00
-----			
<b>CLERK'S SPECIAL FUND</b>			
=====			
160 101-2000	CLAIM ON CASH-CLERKS SPECIAL	25,865.95	
TOTAL 160-CLERK'S SPECIAL FUND		25,865.95	0.00
-----			
<b>AMERICAN RESCUE PLAN</b>			
=====			
190 101-2000	CLAIM ON CASH-AMERICAN RESCUE	7,037,733.38	
TOTAL 190-AMERICAN RESCUE PLAN		7,037,733.38	0.00
-----			
<b>DR-4586 2021 WINTER WEATH</b>			
=====			
191 101-2000	CLAIM ON CASH-DR-4586 2021 WIN	0.00	
TOTAL 191-DR-4586 2021 WINTER WEATH		0.00	0.00
-----			
<b>COVID19</b>			
=====			
192 101-2000	CLAIM ON CASH-COVID19	594,045.48	
TOTAL 192-COVID19		594,045.48	0.00
-----			
<b>HMGP DR-4485 JUV GENERATO</b>			
=====			
193 101-2000	CLAIM ON CASH-HMGP DR-4485 JUV	0.00	
TOTAL 193-HMGP DR-4485 JUV GENERATO		0.00	0.00
-----			

CASH & INVESTMENTS BY FUND

AS OF: APRIL 30TH, 2024 APRIL 30TH, 2024

FUND ACCT. NO.	ACCOUNT NAME	CASH	INVESTMENTS
<b>GULF/MEXICO ENERGY SEC</b>			
=====			
195 101-2000	CLAIM ON CASH-GULF MEXICO ENGY	1,255,629.97	
TOTAL 195-GULF/MEXICO ENERGY SEC.		1,255,629.97	0.00
-----			
<b>HMGP DR-4485 RGML EMERGNC</b>			
=====			
196 101-2000	CLAIM ON CASH-HMGP DR-4485 RGN	0.00	
TOTAL 196-HMGP DR-4485 RGML EMERGNC		0.00	0.00
-----			
<b>FEMA HAZARD MIT FUND</b>			
=====			
197 101-2000	CLAIM ON CASH-FEMA HAZARD MIT	( 294,728.85)	
TOTAL 197- FEMA HAZARD MIT. FD		( 294,728.85)	0.00
-----			
<b>HURRICANE HARVEY DR#4332</b>			
=====			
198 101-2000	CLAIM ON CASH-HURRICANE HARVEY	0.00	
198 101-3000	CLAIM ON CASH/GRANT FUND	0.00	
TOTAL 198-HURRICANE HARVEY DR#4332		0.00	0.00
-----			
<b>TXDOT MCCOY RD RECONST</b>			
=====			
199 101-2000	CLAIM ON CASH-TXDOT MCCOY RD	327,336.14	
TOTAL 199-TXDOT MCCOY RD RECONST		327,336.14	0.00
-----			
<b>ROAD AND BRIDGE FUND/PCT</b>			
=====			
201 101-2000	CLAIM ON CASH-R&B PCT #1	1,346,658.16	
TOTAL 201-ROAD & BRIDGE FUND PCT 1		1,346,658.16	0.00
-----			
<b>ROAD AND BRIDGE FUND/PCT</b>			
=====			
202 101-2000	CLAIM ON CASH-R&B PCT #2	2,297,846.88	
TOTAL 202-ROAD & BRIDGE FUND PCT 2		2,297,846.88	0.00
-----			

CASH & INVESTMENTS BY FUND

AS OF: APRIL 30TH, 2024

APRIL 30TH, 2024

FUND ACCT. NO.	ACCOUNT NAME	CASH	INVESTMENTS
<b>ROAD AND BRIDGE FUND/PCT</b>			
=====			
203 101-2000	CLAIM ON CASH-R&B PCT #3	1,602,149.87	
TOTAL 203-ROAD & BRIDGE FUND PCT 3		1,602,149.87	0.00
-----			
<b>ROAD AND BRIDGE FUND/PCT</b>			
=====			
204 101-2000	CLAIM ON CASH-R&B PCT #4	1,683,023.90	
TOTAL 204-ROAD & BRIDGE FUND PCT 4		1,683,023.90	0.00
-----			
<b>CTIF GRANT FUND</b>			
=====			
210 101-2000	CLAIM ON CASH-CTIF	0.00	
TOTAL 210-CTIF GRANT FUND		0.00	0.00
-----			
<b>CAPITAL CREDITS FUND</b>			
=====			
215 101-2000	CLAIM ON CASH-CAPITAL CREDITS	146,568.80	
TOTAL 215-CAPITAL CREDITS FUND		146,568.80	0.00
-----			
<b>JUVENILE RESTITUTION</b>			
=====			
221 101-2000	CLAIM ON CASH-JUVEN.RESTITUT.	112.47	
TOTAL 221-JUVENILE RESTITUTION		112.47	0.00
-----			
<b>JUVENILE PROBATION FUND</b>			
=====			
231 101-2000	CLAIM ON CASH-JUVEN PROBAT.	210,265.73	
TOTAL 231-JUVENILE PROBATION FD		210,265.73	0.00
-----			
<b>DRUG COURTS PROGRAMS</b>			
=====			
240 101-2000	CLAIM ON CASH-DRUG CRT PROG	132.48	
TOTAL 240-DRUG COURTS PROGRAM		132.48	0.00
-----			



CASH & INVESTMENTS BY FUND

AS OF: APRIL 30TH, 2024 APRIL 30TH, 2024

FUND ACCT. NO.	ACCOUNT NAME	CASH	INVESTMENTS
<b>24TH JUDICIAL DIST PROB</b>			
=====			
241 101-2000	CLAIM ON CASH-24 JUD DIST PROB	0.00	
TOTAL 241-24TH JUDICIAL DIST. PROB		0.00	0.00
<b>COUNTY SPECIALTY COURT</b>			
=====			
245 101-2000	CLAIM ON CASH-CNTY SPECIALTY	3,680.41	
TOTAL 245-COUNTY SPECIALTY COURT		3,680.41	0.00
<b>LOCAL TRUANCY PREVENTION</b>			
=====			
280 101-2000	CLAIM ON CASH-LOCAL TRUANCY	43,070.49	
TOTAL 280-LOCAL TRUANCY PREVENTIONS		43,070.49	0.00
<b>JUSTICE TECHNOLOGY FUND</b>			
=====			
281 101-2000	CLAIM ON CASH-JUSTICE TECH.	8,059.99	
TOTAL 281-JUSTICE TECHNOLOGY FD.		8,059.99	0.00
<b>FAMILY PROTECTION FEE FD</b>			
=====			
282 101-2000	CLAIM ON CASH-FAM PROTECT FEE	585.39	
TOTAL 282-FAMILY PROTECTION FEE FD		585.39	0.00
<b>CO/DIST TECHNOLOGY FD</b>			
=====			
283 101-2000	CLAIM ON CASH-CO/DIST TECHNOL	13,853.22	
TOTAL 283-CO/DIST TECHNOLOGY FD		13,853.22	0.00
<b>CHILD ABUSE PREVENTION</b>			
=====			
286 101-2000	CLAIM ON CASH-CHILD ABUSE PRV	314.59	
TOTAL 286-CHILD ABUSE PREVENTION		314.59	0.00

CASH & INVESTMENTS BY FUND

AS OF: APRIL 30TH, 2024

APRIL 30TH, 2024

FUND ACCT. NO.	ACCOUNT NAME	CASH	INVESTMENTS
<b>RURAL SHERIFF OFC SALARY</b>			
288 101-2000	CLAIM ON CASH-RURAL SHERIFF OF	289,285.40	
<b>TOTAL 288-RURAL SHERIFF OFC SALARY</b>		<b>289,285.40</b>	<b>0.00</b>
<b>RURAL PROSECUTOR OFC SALA</b>			
289 101-2000	CLAIM ON CASH-RURAL PROSECUTOR	219,684.38	
<b>TOTAL 289-RURAL PROSECUTOR OFC SALA</b>		<b>219,684.38</b>	<b>0.00</b>
<b>CDA PROCESSING FEE FUND</b>			
300 101-2000	CLAIM ON CASH-CDA PROCESS FEE	9,643.85	
<b>TOTAL 300-CDA PROCESSING FEE FUND</b>		<b>9,643.85</b>	<b>0.00</b>
<b>BOND FORFEITURE COMM</b>			
301 101-2000	CLAIM ON CASH-BOND FORFEITURE	38,421.31	
<b>TOTAL 301-BOND FORFEITURE COMM</b>		<b>38,421.31</b>	<b>0.00</b>
<b>CDA STATE JUDICIARY FUND</b>			
302 101-2000	CLAIM ON CASH-CDA STATE JUD.	1,885.11	
<b>TOTAL 302-CDA STATE JUDICIARY FUND</b>		<b>1,885.11</b>	<b>0.00</b>
<b>PRETRIAL INTERVENTION</b>			
303 101-2000	CLAIM ON CASH-PRETRIAL INTERV	61,753.57	
<b>TOTAL 303-PRETRIAL INTERVENTION</b>		<b>61,753.57</b>	<b>0.00</b>
<b>VICTORIA CNTY CARE COURT</b>			
304 101-2000	CLAIM ON CASH-CARE COURT	4,516.91	
<b>TOTAL 304-VICTORIA CNTY CARE COURT</b>		<b>4,516.91</b>	<b>0.00</b>

CASH & INVESTMENTS BY FUND

AS OF: APRIL 30TH, 2024

APRIL 30TH, 2024

FUND ACCT. NO.	ACCOUNT NAME	CASH	INVESTMENTS
<b>CDA VICTIMS ASSISTANCE GR</b>			
=====			
305 101-2000	CLAIM ON CASH-CDA VICTIMS ASST	( 13,052.49)	
TOTAL 305-CDA VICTIMS ASSIST GRANT		( 13,052.49)	0.00
<b>VICTIM COORD/LIASON GNT</b>			
=====			
306 101-2000	CLAIM ON CASH-SO VICT COORD	( 10,827.75)	
TOTAL 306-VICTIM COORD/LIASON GNT		( 10,827.75)	0.00
<b>SCAAP PROGRAM</b>			
=====			
307 101-2000	CLAIM ON CASH-SCAAP PROGRAM	0.00	
TOTAL 307-SCAAP PROGRAM		0.00	0.00
<b>TEXAS VINE GRANT</b>			
=====			
308 101-2000	CLAIM ON CASH-TX VINE GRANT	( 4,507.60)	
TOTAL 308-TEXAS VINE GRANT		( 4,507.60)	0.00
<b>4/H ACTIVITY CENTER</b>			
=====			
310 101-2000	CLAIM ON CASH-4/H ACTIVITY CNT	4,655.16	
TOTAL 310-4/H ACTIVITY CENTER		4,655.16	0.00
<b>AIRPORT FUND</b>			
=====			
321 101-2000	CLAIM ON CASH-AIRPORT FUND	601,198.77	
321 101-3000	CASH IN BANK/AIRPORT DRAFTING	520,606.34	
321 151-1000	TREASURY BILLS		0.00
321 151-1001	TEXPOOL INVESTMENTS		0.00
321 151-1005	LOCAL GOVT. INVEST COOP		0.00
TOTAL 321-AIRPORT FUND		1,121,805.11	0.00

CASH & INVESTMENTS BY FUND

AS OF: APRIL 30TH, 2024      APRIL 30TH, 2024

FUND ACCT. NO.	ACCOUNT NAME	CASH	INVESTMENTS
<b>AIRPORT GRANT FUND</b>			
322 101-2000	CLAIM ON CASH-AIRPORT GRANT	( 29,694.00)	
TOTAL 322-AIRPORT GRANT FUND		( 29,694.00)	0.00
<b>AIRPORT CAPITAL PROJECTS</b>			
323 101-2000	CLAIM ON CASH-AIRP CAPITAL PRO	899.12	
TOTAL 323-AIRPORT CAPITAL PROJECTS		899.12	0.00
<b>SPECIAL SERVICE FUND</b>			
330 101-2000	CLAIM ON CASH-SPECIAL SERVICE	896,636.47	
TOTAL 330-SPECIAL SERVICE FUND		896,636.47	0.00
<b>JAG-REG TASK FORCE APPREH</b>			
331 101-2000	CLAIM ON CASH-JAG REG TASK FOR	0.00	
TOTAL 331-JAG-REG TASK FORCE APPREH		0.00	0.00
<b>OOG FY 2020 CESF</b>			
332 101-2000	CLAIM ON CASH-OOG FY2020 CESF	0.00	
TOTAL 332-OOG FY 2020 CESF		0.00	0.00
<b>BJA FY 2020 CESF</b>			
333 101-2000	CLAIM ON CASH-BJA FY 2020 CESF	0.00	
TOTAL 333-BJA FY 2020 CESF		0.00	0.00
<b>SWB RURAL LAW ENFORCEMENT</b>			
334 101-2000	CLAIM ON CASH-SWB RURAL LAW EN	0.00	
TOTAL 334-SWB RURAL LAW ENFORCEMENT		0.00	0.00

CASH & INVESTMENTS BY FUND

AS OF: APRIL 30TH, 2024

APRIL 30TH, 2024

FUND ACCT. NO.	ACCOUNT NAME	CASH	INVESTMENTS
<b>OPERATION LONE STAR GRANT</b>			
=====			
335 101-2000	CLAIM ON CASH-OPERATION LONE S	( 9,403.84)	
		-----	-----
	TOTAL 335-OPERATION LONE STAR GRANT	( 9,403.84)	0.00
		-----	-----
<b>STONEGARDEN GRANT</b>			
=====			
336 101-2000	CLAIM ON CASH-STONEGARDEN GNT	( 40,162.00)	
		-----	-----
	TOTAL 336-STONEGARDEN 2010SST0-0008	( 40,162.00)	0.00
		-----	-----
<b>JAG-LESS LETHAL FORCE</b>			
=====			
337 101-2000	CLAIM ON CASH-JAG LESS LETHAL	0.00	
		-----	-----
	TOTAL 337-JAG-LESS LETHAL FORCE	0.00	0.00
		-----	-----
<b>CLICK IT OR TICKET</b>			
=====			
338 101-2000	CLAIM ON CASH-GCRPC 9-1-1	17,734.42	
		-----	-----
	TOTAL 338-GCRPC - 9-1-1 ALLOCATION	17,734.42	0.00
		-----	-----
<b>BYRNE JAG PROGRAM</b>			
=====			
339 101-2000	CLAIM ON CASH-BYRNE JAG PROG	0.00	
		-----	-----
	TOTAL 339-BYRNE JAG PROGRAM	0.00	0.00
		-----	-----
<b>HIGH INTENSITY DRUG TRAF</b>			
=====			
340 101-2000	CLAIM ON CASH-HIGH INTENSITY	( 30,012.65)	
		-----	-----
	TOTAL 340-HIGH INTENSITY DRUG TRAFF	( 30,012.65)	0.00
		-----	-----
<b>BODY WORN CAMERA PROG</b>			
=====			
342 101-2000	CLAIM ON CASH-BODY WORN CAMERA	0.00	
		-----	-----
	TOTAL 342-BODY WORN CAMERA PROG	0.00	0.00
		-----	-----

CASH & INVESTMENTS BY FUND

AS OF: APRIL 30TH, 2024 APRIL 30TH, 2024

FUND	ACCT. NO.	ACCOUNT NAME	CASH	INVESTMENTS
<b>RIFLE REST BODY ARM GNT</b>				
=====				
343	101-2000	CLAIM ON CASH-RIFLE RESIT BODY	0.00	
TOTAL 343-RIFLE RESIT BODY ARMOR GN			0.00	0.00
<b>FIREFIGHTERS GRANT</b>				
=====				
344	101-2000	CLAIM ON CASH-FIREFIGHTERS GNT	( 58,983.15)	
TOTAL 344-FIREFIGHTERS GRANT			( 58,983.15)	0.00
<b>FERAL HOG GRANT</b>				
=====				
345	101-2000	CLAIM ON CASH-FERAL HOG GRANT	0.00	
TOTAL 345-FERAL HOG GRANT			0.00	0.00
<b>TXCDBG WCID1 BLOOMINGTON</b>				
=====				
346	101-2000	CLAIM ON CASH-WCID1 BLOMING	0.00	
TOTAL 346-TXCDBG GNT-WCID1 BLOOM.			0.00	0.00
<b>TXCDBG WCID2 PLACEDO</b>				
=====				
347	101-2000	CLAIM ON CASH-WCID2 PLACEDO	0.00	
TOTAL 347-TXCDBG GNT- WCID2 PLACEDO			0.00	0.00
<b>CDBG HURRICANE HARVEY DR</b>				
=====				
348	101-2000	CLAIM ON CASH-CDBG HUR HARVEY	( 191,109.90)	
TOTAL 348-CDBG HURRICANE HARVEY DR			( 191,109.90)	0.00
<b>CDBG-MIT MOD GRANT</b>				
=====				
349	101-2000	CLAIM ON CASH-CDBG-MIT MOD GRA	0.00	
TOTAL 349-CDBG-MIT MOD GRANT			0.00	0.00

CASH & INVESTMENTS BY FUND

AS OF: APRIL 30TH, 2024 APRIL 30TH, 2024

FUND ACCT. NO.	ACCOUNT NAME	CASH	INVESTMENTS
<b>STATE FEE ACCOUNT</b>			
=====			
350 101-2000	CLAIM ON CASH-STATE FEE FD	54,885.52	
TOTAL 350-STATE FEE ACCOUNT		54,885.52	0.00
<b>PESC MENTAL HEALTH DEPUTY</b>			
=====			
355 101-2000	CLAIM ON CASH-PESC MENTAL HLTH	( 1,815.37)	
TOTAL 355-PESC MENTAL HEALTH DEPUTY		( 1,815.37)	0.00
<b>MENTAL HLTH PEACE OFF FD</b>			
=====			
356 101-2000	CLAIM ON CASH-MENTAL SO/GB	( 22,134.84)	
TOTAL 356-MENTAL HEALTH PEACE OFF		( 22,134.84)	0.00
<b>BISD SCHOOL RESOURCE OFF</b>			
=====			
358 101-2000	CLAIM ON CASH-BISD SCHL RESOUR	( 6,250.42)	
TOTAL 358-BISD SCHOOL RESOURCE OFF		( 6,250.42)	0.00
<b>BULLET RESISTANT SHIELD</b>			
=====			
359 101-2000	CLAIM ON CASH-BULLET RESIS SHI	0.00	
TOTAL 359-BULLET RESISTANT SHIELD		0.00	0.00
<b>SHERIFF'S FORFEITURE FD</b>			
=====			
360 101-2000	CLAIM ON CASH-SHERIFF FORFEIT	1,101,306.97	
360 151-1001	TEXPOOL INVESTMENTS		0.00
360 151-1005	LOCAL GOVT. INVEST. COOP.		0.00
TOTAL 360-SHERIFF'S FORFEITURE FUND		1,101,306.97	0.00
<b>SHERIFF'S DONATION FUND</b>			
=====			
361 101-2000	CLAIM ON CASH-SHERIFF DONATION	922.08	
TOTAL 361-SHERIFF'S DONATION FUND		922.08	0.00

CASH & INVESTMENTS BY FUND

AS OF: APRIL 30TH, 2024 APRIL 30TH, 2024

FUND ACCT. NO.	ACCOUNT NAME	CASH	INVESTMENTS
<b>SHER DOJ FEDERAL FORFEIT</b>			
=====			
362 101-2000	CLAIM ON CASH-SO DOJ FED FORFE	250,230.51	
TOTAL 362-SHERIFF DOJ FED. FORFEIT.		250,230.51	0.00
<b>CDA CONTRABAND FORFEITURE</b>			
=====			
370 101-2000	CLAIM ON CASH-CDA CONTRA FORF	1,122,160.26	
370 151-1005	LOCAL GOVT. INVEST. COOP.		0.00
TOTAL 370-CDA CONTRABAND FORFEITURE		1,122,160.26	0.00
<b>CDA DOJ EQUITABLE SHARE</b>			
=====			
371 101-2000	CLAIM ON CASH-CDA DOJ EQUIT	1,130.20	
TOTAL 371-CDA DOJ EQUITABLE SHARE		1,130.20	0.00
<b>SHERIFF DOT FEDERAL FORF</b>			
=====			
372 101-2000	CLAIM ON CASH-SO DOT FED FORF.	476,786.99	
TOTAL 372-SHERIFF DOT FEDERAL FORF		476,786.99	0.00
<b>SHERIFF COMMISSARY FUND</b>			
=====			
380 101-2000	CLAIM ON CASH-SHER. COMMISSARY	852,652.71	
TOTAL 380-SHERIFF COMMISSARY FUND		852,652.71	0.00
<b>JUVENILE COMMISSARY FUND</b>			
=====			
390 101-2000	CLAIM ON CASH-JUV COMMISSARY	8,454.32	
TOTAL 390-JUVENILE COMMISSARY FUND		8,454.32	0.00
<b>NATIONAL SCHOOL LUNCH PRG</b>			
=====			
392 101-2000	CLAIM ON CASH-NSLP	( 24,993.87)	
TOTAL 392-NATIONAL SCHOOL LUNCH PRG		( 24,993.87)	0.00



CASH & INVESTMENTS BY FUND

AS OF: APRIL 30TH, 2024      APRIL 30TH, 2024

FUND	ACCT. NO.	ACCOUNT NAME	CASH	INVESTMENTS
<b>VISD SRO REIMBURSEMENT</b>				
=====				
395	101-2000	CLAIM ON CASH-VISD SRO REIMB	( 60,305.83)	
TOTAL 395-VISD SRO REIMBURSEMENT			( 60,305.83)	0.00
-----				
<b>HEALTH INSURANCE FUND</b>				
=====				
410	101-2000	CLAIM ON CASH-HEALTH INSUR	( 1,549,592.59)	
410	101-3000	CASH IN BANK/BOON CHAPMAN	1,020.67	
TOTAL 410-HEALTH INSURANCE FUND			( 1,548,571.92)	0.00
-----				
<b>EMPLOYEE BENEFIT FUND</b>				
=====				
420	101-2000	CLAIM ON CASH-EMPLOYEE BENEF	2,074.74	
TOTAL 420-EMPLOYEE BENEFIT FUND			2,074.74	0.00
-----				
<b>ELECTIONS ADM SPECIAL</b>				
=====				
450	101-2000	CLAIM ON CASH-ELECT ADM SPEC	( 15,514.98)	
TOTAL 450-ELECTIONS ADM SPECIAL			( 15,514.98)	0.00
-----				
<b>HAVA ELCTN SECURITY GRANT</b>				
=====				
454	101-2000	CLAIM ON CASH-HAVA ELECTN SECU	0.00	
TOTAL 454-HAVA ELECTN SECURITY GRANT			0.00	0.00
-----				
<b>HELP AMERICA VOTE GRANT</b>				
=====				
455	101-2000	CLAIM ON CASH-HELP AMER VOTE	0.00	
TOTAL 455-HELP AMERICA VOTE GRANT			0.00	0.00
-----				
<b>CTCL GRANT</b>				
=====				
456	101-2000	CLAIM ON CASH-CTCL GRANT	0.00	
TOTAL 456-CTCL GRANT			0.00	0.00
-----				

FUND ACCT. NO.	ACCOUNT NAME	CASH	INVESTMENTS
<b>ELECTIONS CHAPTER 19</b>			
457	101-2000 CLAIM ON CASH-ELECT CHAPT 19	0.00	
<b>TOTAL 457-ELECTIONS CHAPTER 19 FD</b>		<b>0.00</b>	<b>0.00</b>
<b>TAX ASSESSOR SPECIAL</b>			
499	101-3000 SPECIAL INVENTORY ACCT.	288,546.62	
<b>TOTAL 499-TAX ASSESSOR SPECIAL</b>		<b>288,546.62</b>	<b>0.00</b>
<b>HISTORICAL COMMISSION</b>			
500	101-2000 CLAIM ON CASH-HISTORICAL COMM	2,540.68	
<b>TOTAL 500-HISTORICAL COMMISSION</b>		<b>2,540.68</b>	<b>0.00</b>
<b>TX HIST COMM CLG GRANT</b>			
505	101-2000 CLAIM ON CASH-TX HIST COMM CL	0.00	
<b>TOTAL 505-TX HIST COMM CLG GRANT</b>		<b>0.00</b>	<b>0.00</b>
<b>CHILD WELFARE BOARD</b>			
515	101-2000 CLAIM ON CASH-CHILD WELFARE BD	26,852.85	
<b>TOTAL 515-CHILD WELFARE BOARD</b>		<b>26,852.85</b>	<b>0.00</b>
<b>TIDC IMPROVEMENT GRANT</b>			
520	101-2000 CLAIM ON CASH-TIDC IMPROV GRAN	( 14,046.74)	
<b>TOTAL 520-TIDC IMPROVEMENT GRANT</b>		<b>( 14,046.74)</b>	<b>0.00</b>
<b>TIDC REGIONL PUBLIC DEFEN</b>			
525	101-2000 CLAIM ON CASH-TIDC REGNL PUBLI	( 2,586.56)	
<b>TOTAL 525-TIDC REGIONL PUBLIC DEFEN</b>		<b>( 2,586.56)</b>	<b>0.00</b>

CASH & INVESTMENTS BY FUND

AS OF: APRIL 30TH, 2024 APRIL 30TH, 2024

FUND ACCT. NO.	ACCOUNT NAME	CASH	INVESTMENTS
<b>REBUILD TEXAS FUND</b>			
=====			
550 101-2000	CLAIM ON CASH-REBUILD TX FUND	0.00	
TOTAL 550-REBUILD TEXAS FUND		0.00	0.00
<b>PETSMART CHARITIES GRANT</b>			
=====			
560 101-2000	CLAIM ON CASH-PETSMART CHARITI	50,000.00	
TOTAL 560-PETSMART CHARITIES GRANT		50,000.00	0.00
<b>DEBT SERVICE</b>			
=====			
700 101-2000	CLAIM ON CASH-DEBT SERVICE	1,816,419.12	
TOTAL 700-DEBT SERVICE		1,816,419.12	0.00
<b>LAW LIBRARY FUND</b>			
=====			
720 101-2000	CLAIM ON CASH-LAW LIBRARY FD	23,649.35	
TOTAL 720-LAW LIBRARY FUND		23,649.35	0.00
<b>CAPITAL PROJECTS FUND</b>			
=====			
770 101-2000	CLAIM ON CASH-CAPITAL PROJECTS	1,057,887.22	
770 151-1007	TEXAS COOPERATIVE LIQUID ASSET		6,246,432.72
TOTAL 770-CAPITAL PROJECTS FUND		1,057,887.22	6,246,432.72
<b>CONSTRUCTION RETAINAGE</b>			
=====			
771 101-2000	CLAIM ON CASH-CONSTRN RETAIN	14,768.35	
TOTAL 771-CONSTRUCTION RETAINAGE		14,768.35	0.00
<b>VICTORIA HEALTH DEPT</b>			
=====			
800 101-2000	CLAIM ON CASH-HEALTH DEPT	( 652,203.71)	
800 101-3000	CASH IN BANK/HLTH 340B DRAFT.	390,295.26	
TOTAL 800-VICTORIA HEALTH DEPT.		( 261,908.45)	0.00

CASH & INVESTMENTS BY FUND

AS OF: APRIL 30TH, 2024 APRIL 30TH, 2024

FUND	ACCT. NO.	ACCOUNT NAME	CASH	INVESTMENTS
<b>TX A&amp;M UNIV HLTH SCIENCE</b>				
=====				
801	101-2000	CLAIM ON CASH-TX A&M HLTH SCI	0.00	
TOTAL 801-TX A&M UNIV HLTH SCIENCE			0.00	0.00
<b>MEDICAID ADM CLAIM FD</b>				
=====				
802	101-2000	CLAIM ON CASH-MEDICAID ADM CIM	51,864.24	
TOTAL 802-MEDICAID ADM CLAIMS FD			51,864.24	0.00
<b>TEXAS HOME VISITING GNT</b>				
=====				
803	101-2000	CLAIM ON CASH-TX HOME VISITING	( 159,247.51)	
TOTAL 803-TEXAS HOME VISITING GRANT			( 159,247.51)	0.00
<b>HOGG FOUNDATION GRANT</b>				
=====				
804	101-2000	CLAIM ON CASH-HOGG FOUNDAT.	89,820.13	
TOTAL 804-HOGG FOUNDATION GNT			89,820.13	0.00
<b>HURRICANE PUBLIC HLTH GNT</b>				
=====				
805	101-2000	CLAIM ON CASH-HURRICANE PUBLIC	0.00	
TOTAL 805-HURRICANE PUBLIC HLTH GNT			0.00	0.00
<b>AMERICARES</b>				
=====				
806	101-2000	CLAIM ON CASH-AMERICARES	0.00	
TOTAL 806-AMERICARES			0.00	0.00
<b>CPS/PH WKFORCE 9/21-6/24</b>				
=====				
808	101-2000	CLAIM ON CASH-CPS/PH WKFORCE	( 51,478.64)	
TOTAL 808-CPS/PH WKFORCE 9/21-6/23			( 51,478.64)	0.00

FUND ACCT. NO.	ACCOUNT NAME	CASH	INVESTMENTS
VICTORIA COUNTY HOSPITAL			
820 101-1000	HOSPITAL FUND	6,720,262.03	
820 101-2004	CMC 125 PLAN	200,732.36	
820 101-2010	CMC BONDS	10,034,033.39	
820 101-3000	CMC ACCTS PAYABLE	1,972.44	
820 101-4000	CMC PAYROLL	39,660.59	
820 101-4100	CMC MEDICAL PROFESS #214125768	100.01	
820 101-4105	CMC MEDICAL PROFESS #217301213	( 4,501,160.57)	
820 101-4200	CMC WEIGHT MANAGEMENT CNTR	79,835.42	
820 101-4300	CMC HOME HEALTH AGENCY	1,173,131.27	
820 101-5001	ARBORETUM NURSE /REHAB/WINNIE	0.00	
820 101-5002	MATAGORDA NURSING & REHAB	0.00	
820 101-5003	TWIN PINES NURSING & REHAB	851.17	
820 101-5004	SHADY OAKS NURSING & REHAB	0.00	
820 101-5005	AMISTAD NURSING & REHAB	0.00	
820 101-5006	GANADO NURSING & REHAB	0.00	
820 101-5007	CUERO NURSING & REHAB	0.00	
820 101-5008	STEVENS NURSE & REHAB/HALLETTS	38,216.21	
820 101-5009	PORT LAVACA NURSING & REHAB	6,855.89	
820 101-5010	SOUTHBROOKE NURSING & REHAB	0.00	
820 101-5011	WHARTON NURSING & REHAB	0.00	
820 101-5012	YOAKUM NURSING & REHAB	0.00	
820 101-5100	CUERO NURSING & REHAB-HUD	113,207.24	
820 101-5105	STEVENS NURSE & REHAB-HUD	115,083.26	
820 101-5110	PORT LAVACA NURSE & REHAB-HUD	171,581.43	
820 101-5115	SOUTHBROOKE NURSE&REHAB-HUD	89,600.03	
820 101-5120	WHARTON NURSING& REHAB-HUD	234,804.66	
820 101-5125	YOAKUM NURSING & REHAB-HUD	0.00	
820 101-5130	MATAGORDA NURSING & REHAB-HUD	4,689.23	
820 101-5135	TWIN PINES NURSING & REHAB-HUD	0.00	
820 101-5140	GANADO NURSING & REHAB-HUD	0.00	
820 151-1004	CERTIFICATES OF DEPOSIT		0.00
820 151-1005	LOCAL GOVT. INVEST. COOP.		0.00
820 151-1007	TEXAS COOPERATIVE LIQUID ASSET		26,031,192.34
TOTAL 820-VICTORIA COUNTY HOSPITAL		14,523,456.06	26,031,192.34
TOTAL CASH AND INVESTMENTS		14,523,456.06	26,031,192.34

000  
000  
000  
0.00G\*  
0.00 \*  
6,720,262.03C +  
200,732.36 +  
10,034,033.39 +  
1,972.44 +  
39,660.59 +  
100.01 +  
4,501,160.57 -  
10,034,033.39 +  
1,972.44 +  
39,660.59 +  
100.01 +  
4,501,160.57 -  
79,835.42 +  
1,173,131.27 +  
009  
13,748,566.94 \*  
851.17C +  
38,216.21 +  
6,855.89 +  
113,207.24 +  
115,083.26 +  
171,581.43 +  
89,600.03 +  
234,804.66 +  
0.00 +  
4,689.23 +  
234,804.66 +  
4,689.23 +  
009  
774,889.12 \*  
774,889.12C +  
13,748,566.94 +  
002  
14,523,456.06 \*  
020  
26,031,192.34 \*

\*\*\* END OF REPORT \*\*\*

NAVIGATION BALANCE  
4/30/2024

	BALANCE		INTEREST		EARNED	PREVIOUS	TOTAL	
	\$		\$		INTEREST	INTEREST		
BOND 2012	\$ -		\$ -	CLOSED				
I & S A 2012	\$ 495,227.08	2.01%	\$ 743.74		\$ 743.74	\$ 1,758.84	\$ 2,502.58	
I & S B 2012	\$ 390,316.08	2.01%	\$ 591.68		\$ 591.68	\$ 1,443.14	\$ 2,034.82	\$ 4,537.40
PROMO DEVEL-23647	\$ 357,299.69	2.01%	\$ 553.85		\$ 553.85	\$ 1,308.42	\$ 1,862.27	
I&S total	\$ 885,543.16				\$ 1,889.27	\$ 4,510.40	\$ 6,399.67	
I & S INTEREST CALC			\$ 1,335.42		\$ 6,399.67			
<b>NAV DISTRICT</b>								
Promo and Devel	\$ 357,299.69							
Port Facilities Corp	\$ 119.31	2.06%	\$ 0.20		\$ 0.20	\$ 0.59	\$ 0.79	
Operating	\$ 100.00		\$ -				\$ -	
Operating Investment	\$ 310,783.09	2.01%	\$ 688.46		\$ 688.46	\$ 3,206.40	\$ 3,894.86	
Texas Class Op fund	\$ 4,990,369.79	5.43%	\$ 22,681.80		\$ 22,681.80	\$ 69,010.19	\$ 91,691.99	
Texas Class Const Fund	\$ 2,688,075.50	5.43%	\$ 12,051.83		\$ 12,051.83	\$ 25,774.58	\$ 37,826.41	
Logic operating	\$ -		\$ -	CLOSED				
	\$ 8,346,747.38		\$ 35,422.29					\$ 35,422.29
<b>INTEREST &amp; SINKING</b>								
I & S	\$ -		\$ -	CLOSED				
I & S Investment	\$ -		\$ -	CLOSED				
	\$ -		\$ -					
<b>CONSTRUCTION 2015</b>								
TXLC Construction Fund	\$ 27,353.41	2.01%	\$ 71.69		\$ 71.69	\$ 645.79	\$ 717.48	
Construction fund	\$ -		\$ -			\$ -	\$ -	
Construction Investment	\$ -		\$ -		\$ -	\$ -	\$ -	
Construction I&S	\$ 749,937.06	2.01%	\$ 1,135.74		\$ 1,135.74	\$ 2,761.52	\$ 3,897.26	
	\$ 777,290.47		\$ 1,207.43					
TOTAL NAV DIST	\$ 668,302.09							
	\$ 7,678,445.29		\$ 35,941.06					
TOTAL I&S	\$ 885,543.16		\$ 1,335.42					
TOTAL	\$ 9,232,290.54		\$ 38,518.99					
TOTAL	\$ 9,232,290.54		\$ 38,518.99					
LESS PROMO & DEV	\$ (357,299.69)							
LESS LOGIC OPERATING	\$ (7,678,445.29)		\$ (34,733.63)					
TOTAL CASH ON HAND	\$ 1,196,545.56							
	\$ 10,009,581.01		\$ 3,785.36		\$ 46,807.93	\$ 110,419.87	\$ 150,828.13	\$ 35,422.29
					\$ 110,419.87			\$ 97,991.76
					\$ 157,227.80			\$ 133,414.05

5/29/2024