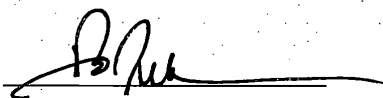


MINUTES OF COUNTY FINANCES
TREASURER'S REPORT
MONTHLY- JANUARY 2024

IN THE MATTER OF COUNTY FINANCES
IN THE HANDS OF PAIGE FOSTER
TREASURER OF VICTORIA COUNTY, TEXAS

COMMISSIONERS' COURT
VICTORIA COUNTY, TEXAS
IN SPECIAL SESSION
REGULAR TERM JANUARY
2024

IN ACCORDANCE with Section 114.026, Local Government Code, we, the undersigned, constituting the entire Commissioners Court of said County, certify that on the 4th day of March 2024, at the Special Session of a Regular Term of Court. We compared and examined the monthly report of Paige Foster, Treasurer of Victoria County, Texas, for January 2024, and finding the same correct, entered an order in the Minutes approving said Report, which states total cash and investments on hand as \$132,034,056.43



Ben Zeller, County Judge




Danny Garcia, Commissioner Pct. 1



Jason Ohrt, Commissioner Pct. 2




Gary Burns, Commissioner Pct. 3




Kenneth Sexton, Commissioner Pct. 4

SWORN TO AND SUBSCRIBED BEFORE ME, by Ben Zeller, County Judge, and County Commissioners of said Victoria County, each respectively, on this the 4th day of March, A.D., 2024.



Attest: Heidi Easley, County Clerk

FILED FOR RECORD THIS 4th Day of March A.D. 2024, and recorded on the 4th day of March, A.D. 2024.



Heidi Easley, County Clerk and
Ex-Officio Clerk of the Commissioners
Court in and for Victoria County, Texas.

By 
Deputy **Stefanie Tumlinson**



MONTHLY REPORT OF

PAIGE FOSTER, COUNTY TREASURER

VICTORIA COUNTY, TEXAS

FOR THE MONTH OF JANUARY 2024

This report, presented for the approval of the Commissioners' Court, in accordance with Vernon's Texas Codes Annotated, Local Government Code, and Section 83.002 (a) (3), and Title 10, Chapter 2256, Government Code (Public Funds Investment Act), is true and correct to the best of my knowledge and belief, according to the records of this office.



PAIGE FOSTER
COUNTY TREASURER

VICTORIA COUNTY
INVESTMENTS ON HAND
JANUARY 31, 2024

FUND	DESCRIPTION	NET YIELD	MONTHLY INTEREST	INTEREST 2024	TOTAL INVESTMENT	MARKET VALUE	
VICTORIA COUNTY							
	TX CLASS	5.452%	69,044.40	69,044.40	16,921,873.15	16,921,873.15	
	L.O.G.I.C. POOL	5.510%	14,443.38	14,443.38	4,956,321.97	4,956,321.97	
	CERTIFICATE OF DEPOSIT	3.712%	30,201.40	30,201.40	13,127,000.00	12,937,642.37	
	CASH ON HAND-COUNTY FUNDS	2.020%			35,182,238.72	35,182,238.72	
	TOTAL COUNTY FUNDS		113,669.18	113,669.18	70,187,433.84	69,998,076.21	
CITIZENS MEDICAL CENTER							
	TX CLASS	5.408%	140,643.03	140,643.03	30,753,989.82	30,753,989.82	
	L.O.G.I.C. POOL	0.000%			0.00	0.00	
	CERTIFICATE OF DEPOSIT	0.000%			0.00	0.00	
BANK BALANCE	CMC NURSING HOMES	2.010%	1,287.01	1,287.01	778,855.47	778,855.47	
	CASH ON HAND-CITIZENS MEDICAL CENTER	2.020%			20,231,689.72	20,231,689.72	
	TOTAL HOSPITAL FUNDS		141,930.04	141,930.04	51,764,515.01	51,764,515.01	
NAVIGATION DISTRICT							
	TEXAS CLASS	5.574%	34,029.57	34,029.57	7,965,956.46	7,965,956.46	
	CASH ON HAND TXLC CONSTRUCTION	2.020%	122.26	122.26	52,363.53	52,363.53	
	CASH ON HAND 2015 INTEREST & SINKING	2.020%	816.24	816.24	536,856.04	536,856.04	
	PROMOTION AND DEVELOPMENT FUND	2.020%	532.29	532.29	309,830.14	309,830.14	
	CASH ON HAND-2012A/B INTEREST/SINKING	2.020%	936.18	936.18	620,941.94	620,941.94	
	CASH ON HAND-NAVIGATION DISTRICT	2.020%	947.88	947.88	596,159.47	596,159.47	
	TOTAL NAVIGATION DISTRICT FUNDS		37,384.22	37,384.22	10,082,107.58	10,082,107.58	
SUMMARY TOTAL PORTFOLIO							
	TOTAL COUNTY FUNDS				70,187,433.84	53.1586%	69,998,076.21
	TOTAL HOSPITAL FUNDS				51,764,515.01	39.2054%	51,764,515.01
	TOTAL NAVIGATION DISTRICT FUNDS				10,082,107.58	7.6360%	10,082,107.58
	TOTAL FUNDS				132,034,056.43	100.00%	131,844,698.80
	CASH ON HAND - ALL FUNDS				58,308,915.03	44.16%	58,308,915.03
	PLEGGED SECURITIES - ALL FUNDS				154,075,819.18		135,195,798.19
	CERTIFICATES OF DEPOSIT				13,127,000.00	9.94%	12,937,642.37
	MONEY MKT MUTUAL FUNDS				0.00	0.00%	0.00
	POOLS				60,598,141.40	45.90%	60,598,141.40
	GOVERNMENT SECURITIES				0.00	0.00%	0.00
	TOTAL INVESTMENTS				73,725,141.40	55.84%	73,535,783.77
	TOTAL PORTFOLIO INCLUDING CASH				132,034,056.43	100.00%	131,844,698.80

CASH & INVESTMENTS BY FUND

AS OF: JANUARY 31ST, 2024 JANUARY 31ST, 2024

FUND	ACCT. NO.	ACCOUNT NAME	CASH	INVESTMENTS
LEOSE FUND				
=====				
880	101-2000	CLAIM ON CASH-LEOSE FUND	43,873.42	
			-----	-----
TOTAL 880-LEOSE FUND			43,873.42	0.00
			-----	-----
TOTAL CASH AND INVESTMENTS			68,203,091.16	35,005,195.12
			=====	=====

*** END OF REPORT ***

Pooled Cash	(33,020,852.44)	35,005,195.12
	<u>35,182,238.72</u>	<u>35,005,195.12</u>

68,203,091.16 *	13,125,010.00 *
37,114,000.00 *	4,956,521.97 *
35,182,238.72 *	9,767,856.63 *
0.00 *	7,154,016.52 *
	35,005,195.12 *
	0.00 *

FUND	ACCT. NO.	ACCOUNT NAME	CASH	INVESTMENTS
POOLED CASH - APCA				
=====				
001	101-2000	POOLED CASH	33,020,852.44	
001	101-2005	POOLED CASH-PAYROLL	0.00	
TOTAL 001-POOLED CASH - APCA			33,020,852.44	0.00

GENERAL FUND				
=====				
100	101-2000	CLAIM ON CASH-GENERAL FUND	7,665,948.10	
100	101-3000	VC CREDIT CARD CLEARING ACCT	108,059.34	
100	151-1003	CERTIFICATE OF DEPOSIT		13,127,000.00
100	151-1005	LOCAL GOVT. INVEST. COOP.		4,956,321.97
100	151-1007	TEXAS COOPERATIVE LIQUID ASSET		9,767,856.63
TOTAL 100-GENERAL FUND			7,774,007.44	27,851,178.60

EMERGENCY MGMT				
=====				
108	101-2000	CLAIM ON CASH-EMER MGMT	(368,903.04)	
TOTAL 108-EMERGENCY MGMT			(368,903.04)	0.00

LEPC FUND				
=====				
109	101-2000	CLAIM ON CASH-LEPC	18,256.57	
TOTAL 109-LEPC FUND			18,256.57	0.00

J. P. SPECIAL FUND				
=====				
110	101-2000	CLAIM ON CASH-J.P. SPECIAL FD	667.15	
TOTAL 110-J.P. SPECIAL FUND			667.15	0.00

COURT-INITIATED GUARDIANS				
=====				
117	101-2000	CLAIM ON CASH-COURT INITIATED	10,258.27	
TOTAL 117-COURT-INITIATED GUARDIANS			10,258.27	0.00

CASH & INVESTMENTS BY FUND

AS OF: JANUARY 31ST, 2024 JANUARY 31ST, 2024

FUND ACCT. NO.	ACCOUNT NAME	CASH	INVESTMENTS
COUNTY JURY FUND			
=====			
118 101-2000	CLAIM ON CASH-COUNTY JURY FUND	5,290.77	
		-----	-----
	TOTAL 118-COUNTY JURY FUND	5,290.77	0.00
		-----	-----
CO CLERK ARCHIVE FEE FD			
=====			
119 101-2000	CLAIM ON CASH-CO CLK ARCHIVE	348,939.28	
		-----	-----
	TOTAL 119-CO CLERK ARCHIVE FEE FD	348,939.28	0.00
		-----	-----
RECORDS MANAGEMENT FUND			
=====			
120 101-2000	CLAIM ON CASH-RECORD MGMT	267,019.79	
		-----	-----
	TOTAL 120-RECORDS MANAGEMENT FUND	267,019.79	0.00
		-----	-----
COURTHOUSE SECURITY FUND			
=====			
121 101-2000	CLAIM ON CASH-CRTHSE SECURITY	144,416.30	
		-----	-----
	TOTAL 121-COURTHOUSE SECURITY FUND	144,416.30	0.00
		-----	-----
JUSTICE CT BLDG SECURITY			
=====			
122 101-2000	CLAIM ON CASH-JP CRT BLD SECUR	30,598.56	
		-----	-----
	TOTAL 122-JUSTICE CT BLDG SECURITY	30,598.56	0.00
		-----	-----
DIST. CLERK RECORDS MGMT			
=====			
123 101-2000	CLAIM ON CASH-DIST CLK REC MGT	52,091.61	
		-----	-----
	TOTAL 123-DIST. CLERK RECORD MGMT	52,091.61	0.00
		-----	-----
CO CLERK OF THE COURT			
=====			
124 101-2000	CLAIM ON CASH-CO CLERK OF COUR	92,183.50	
		-----	-----
	TOTAL 124-CO CLERK OF THE COURT	92,183.50	0.00
		-----	-----

CASH & INVESTMENTS BY FUND

AS OF: JANUARY 31ST, 2024 JANUARY 31ST, 2024

FUND ACCT. NO.	ACCOUNT NAME	CASH	INVESTMENTS
DIST CLERK OF THE COURT			
=====			
125 101-2000	CLAIM ON CASH-DIST CLRK OF CRT	76,852.85	
		-----	-----
TOTAL 125-DIST CLERK OF THE COURT		76,852.85	0.00
		-----	-----
COURT REPORTER SERVICE			
=====			
126 101-2000	CLAIM ON CASH-CRT REPORTER SRV	7,618.45	
		-----	-----
TOTAL 126-COURT REPORTER SERVICE		7,618.45	0.00
		-----	-----
COURT FACILITY FEE FUND			
=====			
127 101-2000	CLAIM ON CASH-CRT FACILITY FEE	59,765.98	
		-----	-----
TOTAL 127-COURT FACILITY FEE FUND		59,765.98	0.00
		-----	-----
CDBG-DR LOCAL BUYOUT			
=====			
128 101-2000	CLAIM ON CASH-CDBG-DR LOCAL BU	(1,875.00)	
		-----	-----
TOTAL 128-CDBG-DR LOCAL BUYOUT		(1,875.00)	0.00
		-----	-----
LANGUAGE ACCESS FUND			
=====			
129 101-2000	CLAIM ON CASH-LANGUAGE ACCESS	20,932.58	
		-----	-----
TOTAL 129-LANGUAGE ACCESS FUND		20,932.58	0.00
		-----	-----
PATRIOT PARK DONATION FD			
=====			
140 101-2000	CLAIM ON CASH-PATRIOT PRK DON	3,001.56	
		-----	-----
TOTAL 140-PATRIOT PARK DONATION FD		3,001.56	0.00
		-----	-----
OPIOID SETTLEMENT FUND			
=====			
145 101-2000	CLAIM ON CASH-OPIOID SETTLEMEN	163,516.95	
		-----	-----
TOTAL 145-OPIOID SETTLEMENT FUND		163,516.95	0.00
		-----	-----

CASH & INVESTMENTS BY FUND

AS OF: JANUARY 31ST, 2024 JANUARY 31ST, 2024

FUND ACCT. NO.	ACCOUNT NAME	CASH	INVESTMENTS
SHERIFF'S SPECIAL FUND			
=====			
150 101-2000	CLAIM ON CASH-SHERIFFS SPECIAL	42,949.45	
150 101-3000	PROPERTY TAX SALE ACCOUNT	0.13	
	TOTAL 150-SHERIFF'S SPECIAL FUND	42,949.58	0.00

CONSTABLE'S SPECIAL FUND			
=====			
155 101-2000	CLAIM ON CASH-CONSTABLES SPEC	0.00	
	TOTAL 155-CONSTABLE'S SPECIAL FUND	0.00	0.00

CLERK'S SPECIAL FUND			
=====			
160 101-2000	CLAIM ON CASH-CLERKS SPECIAL	5.00	
	TOTAL 160-CLERK'S SPECIAL FUND	5.00	0.00

AMERICAN RESCUE PLAN			
=====			
190 101-2000	CLAIM ON CASH-AMERICAN RESCUE	7,592,571.15	
	TOTAL 190-AMERICAN RESCUE PLAN	7,592,571.15	0.00

DR-4586 2021 WINTER WEATH			
=====			
191 101-2000	CLAIM ON CASH-DR-4586 2021 WIN	0.00	
	TOTAL 191-DR-4586 2021 WINTER WEATH	0.00	0.00

COVID19			
=====			
192 101-2000	CLAIM ON CASH-COVID19	643,045.48	
	TOTAL 192-COVID19	643,045.48	0.00

GULF/MEXICO ENERGY SEC			
=====			
195 101-2000	CLAIM ON CASH-GULF MEXICO ENGY	743,648.43	
	TOTAL 195-GULF/MEXICO ENERGY SEC.	743,648.43	0.00

CASH & INVESTMENTS BY FUND

AS OF: JANUARY 31ST, 2024 JANUARY 31ST, 2024

FUND	ACCT. NO.	ACCOUNT NAME	CASH	INVESTMENTS
FEMA HAZARD MIT FUND				
=====				
197	101-2000	CLAIM ON CASH-FEMA HAZARD MIT	(294,728.85)	
			-----	-----
		TOTAL 197- FEMA HAZARD MIT. FD	(294,728.85)	0.00
			-----	-----
HORRICANE HARVEY DR#4332				
=====				
198	101-2000	CLAIM ON CASH-HURRICANE HARVEY	0.00	
198	101-3000	CLAIM ON CASH/GRANT FUND	0.00	
			-----	-----
		TOTAL 198-HURRICANE HARVEY DR#4332	0.00	0.00
			-----	-----
TXDOT MCCOY RD RECONST				
=====				
199	101-2000	CLAIM ON CASH-TXDOT MCCOY RD	332,518.55	
			-----	-----
		TOTAL 199-TXDOT MCCOY RD RECONST	332,518.55	0.00
			-----	-----
ROAD AND BRIDGE FUND/PCT				
=====				
201	101-2000	CLAIM ON CASH-R&B PCT #1	1,304,351.97	
			-----	-----
		TOTAL 201-ROAD & BRIDGE FUND PCT 1	1,304,351.97	0.00
			-----	-----
ROAD AND BRIDGE FUND/PCT				
=====				
202	101-2000	CLAIM ON CASH-R&B PCT #2	2,069,959.72	
			-----	-----
		TOTAL 202-ROAD & BRIDGE FUND PCT 2	2,069,959.72	0.00
			-----	-----
ROAD AND BRIDGE FUND/PCT				
=====				
203	101-2000	CLAIM ON CASH-R&B PCT #3	1,439,500.38	
			-----	-----
		TOTAL 203-ROAD & BRIDGE FUND PCT 3	1,439,500.38	0.00
			-----	-----
ROAD AND BRIDGE FUND/PCT				
=====				
204	101-2000	CLAIM ON CASH-R&B PCT #4	1,671,936.67	
			-----	-----
		TOTAL 204-ROAD & BRIDGE FUND PCT 4	1,671,936.67	0.00
			-----	-----

CASH & INVESTMENTS BY FUND

AS OF: JANUARY 31ST, 2024 JANUARY 31ST, 2024

FUND ACCT. NO.	ACCOUNT NAME	CASH	INVESTMENTS
CTIF GRANT FUND			
=====			
210 101-2000	CLAIM ON CASH-CTIF	0.00	
		-----	-----
	TOTAL 210-CTIF GRANT FUND	0.00	0.00
		-----	-----
CAPITAL CREDITS FUND			
=====			
215 101-2000	CLAIM ON CASH-CAPITAL CREDITS	151,568.80	
		-----	-----
	TOTAL 215-CAPITAL CREDITS FUND	151,568.80	0.00
		-----	-----
JUVENILE RESTITUTION			
=====			
221 101-2000	CLAIM ON CASH-JUVEN.RESTITUT.	111.74	
		-----	-----
	TOTAL 221-JUVENILE RESTITUTION	111.74	0.00
		-----	-----
JUVENILE PROBATION FUND			
=====			
231 101-2000	CLAIM ON CASH-JUVEN PROBAT.	275,158.22	
		-----	-----
	TOTAL 231-JUVENILE PROBATION FD	275,158.22	0.00
		-----	-----
DRUG COURTS PROGRAMS			
=====			
240 101-2000	CLAIM ON CASH-DRUG CRT PROG	411.55	
		-----	-----
	TOTAL 240-DRUG COURTS PROGRAM	411.55	0.00
		-----	-----
24TH JUDICIAL DIST PROB			
=====			
241 101-2000	CLAIM ON CASH-24 JUD DIST PROB	118,462.87	
		-----	-----
	TOTAL 241-24TH JUDICIAL DIST. PROB	118,462.87	0.00
		-----	-----
COUNTY SPECIALTY COURT			
=====			
245 101-2000	CLAIM ON CASH-CNTY SPECIALTY	5,110.67	
		-----	-----
	TOTAL 245-COUNTY SPECIALTY COURT	5,110.67	0.00
		-----	-----

CASH & INVESTMENTS BY FUND

AS OF: JANUARY 31ST, 2024 JANUARY 31ST, 2024

FUND ACCT. NO.	ACCOUNT NAME	CASH	INVESTMENTS
LOCAL TRUANCY PREVENTION			
=====			
280 101-2000	CLAIM ON CASH-LOCAL TRUANCY	40,528.52	
		-----	-----
	TOTAL 280-LOCAL TRUANCY PREVENTIONS	40,528.52	0.00
		-----	-----
JUSTICE TECHNOLOGY FUND			
=====			
281 101-2000	CLAIM ON CASH-JUSTICE TECH.	5,825.80	
		-----	-----
	TOTAL 281-JUSTICE TECHNOLOGY FD.	5,825.80	0.00
		-----	-----
FAMILY PROTECTION FEE FD			
=====			
282 101-2000	CLAIM ON CASH-FAM PROTECT FEE	235.51	
		-----	-----
	TOTAL 282-FAMILY PROTECTION FEE FD	235.51	0.00
		-----	-----
CO/DIST TECHNOLOGY FD			
=====			
283 101-2000	CLAIM ON CASH-CO/DIST TECHNOL	12,946.38	
		-----	-----
	TOTAL 283-CO/DIST TECHNOLOGY FD	12,946.38	0.00
		-----	-----
CHILD ABUSE PREVENTION			
=====			
286 101-2000	CLAIM ON CASH-CHILD ABUSE PRV	298.86	
		-----	-----
	TOTAL 286-CHILD ABUSE PREVENTION	298.86	0.00
		-----	-----
RURAL SALARY ASSISTANCE G			
=====			
288 101-2000	CLAIM ON CASH-RURAL SALARY ASS	(41,074.58)	
		-----	-----
	TOTAL 288-RURAL SALARY ASSISTANCE G	(41,074.58)	0.00
		-----	-----
CDA PROCESSING FEE FUND			
=====			
300 101-2000	CLAIM ON CASH-CDA PROCESS FEE	8,889.19	
		-----	-----
	TOTAL 300-CDA PROCESSING FEE FUND	8,889.19	0.00
		-----	-----

CASH & INVESTMENTS BY FUND

AS OF: JANUARY 31ST, 2024 JANUARY 31ST, 2024

FUND ACCT. NO.	ACCOUNT NAME	CASH	INVESTMENTS
BOND FORFEITURE COMM			
=====			
301 101-2000	CLAIM ON CASH-BOND FORFEITURE	38,409.65	
		-----	-----
	TOTAL 301-BOND FORFEITURE COMM	38,409.65	0.00
		-----	-----
CDA STATE JUDICIARY FUND			
=====			
302 101-2000	CLAIM ON CASH-CDA STATE JUD.	7,518.36	
		-----	-----
	TOTAL 302-CDA STATE JUDICIARY FUND	7,518.36	0.00
		-----	-----
PRETRIAL INTERVENTION			
=====			
303 101-2000	CLAIM ON CASH-PRETRIAL INTERV	68,218.40	
		-----	-----
	TOTAL 303-PRETRIAL INTERVENTION	68,218.40	0.00
		-----	-----
VICTORIA CNTY CARE COURT			
=====			
304 101-2000	CLAIM ON CASH-CARE COURT	4,276.91	
		-----	-----
	TOTAL 304-VICTORIA CNTY CARE COURT	4,276.91	0.00
		-----	-----
CDA VICTIMS ASSISTANCE GR			
=====			
305 101-2000	CLAIM ON CASH-CDA VICTIMS ASST	(5,937.77)	
		-----	-----
	TOTAL 305-CDA VICTIMS ASSIST GRANT	(5,937.77)	0.00
		-----	-----
VICTIM COORD/LIASON GNT			
=====			
306 101-2000	CLAIM ON CASH-SO VICT COORD	(11,065.99)	
		-----	-----
	TOTAL 306-VICTIM COORD/LIASON GNT	(11,065.99)	0.00
		-----	-----
SCAAP PROGRAM			
=====			
307 101-2000	CLAIM ON CASH-SCAAP PROGRAM	0.00	
		-----	-----
	TOTAL 307-SCAAP PROGRAM	0.00	0.00
		-----	-----

CASH & INVESTMENTS BY FUND

AS OF: JANUARY 31ST, 2024 JANUARY 31ST, 2024

FUND ACCT. NO.	ACCOUNT NAME	CASH	INVESTMENTS
TEXAS VINE GRANT			
=====			
308 101-2000	CLAIM ON CASH-TX VINE GRANT	0.00	
TOTAL 308-TEXAS VINE GRANT		0.00	0.00

4/H ACTIVITY CENTER			
=====			
310 101-2000	CLAIM ON CASH-4/H ACTIVITY CNT	5,082.72	
TOTAL 310-4/H ACTIVITY CENTER		5,082.72	0.00

AIRPORT FUND			
=====			
321 101-2000	CLAIM ON CASH-AIRPORT FUND	1,154,898.61	
321 101-3000	CASH IN BANK/AIRPORT DRAFTING	344,763.03	
321 151-1000	TREASURY BILLS		0.00
321 151-1001	TEXPOOL INVESTMENTS		0.00
321 151-1005	LOCAL GOVT. INVEST COOP		0.00
TOTAL 321-AIRPORT FUND		1,499,661.64	0.00

AIRPORT GRANT FUND			
=====			
322 101-2000	CLAIM ON CASH-AIRPORT GRANT	(4,929.00)	
TOTAL 322-AIRPORT GRANT FUND		(4,929.00)	0.00

AIRPORT CAPITAL PROJECTS			
=====			
323 101-2000	CLAIM ON CASH-AIRP CAPITAL PRO	897.60	
TOTAL 323-AIRPORT CAPITAL PROJECTS		897.60	0.00

SPECIAL SERVICE FUND			
=====			
330 101-2000	CLAIM ON CASH-SPECIAL SERVICE	966,340.07	
TOTAL 330-SPECIAL SERVICE FUND		966,340.07	0.00

CASH & INVESTMENTS BY FUND

AS OF: JANUARY 31ST, 2024 JANUARY 31ST, 2024

FUND ACCT. NO.	ACCOUNT NAME	CASH	INVESTMENTS
JAG-REG TASK FORCE APPREH			
=====			
331 101-2000	CLAIM ON CASH-JAG REG TASK FOR	0.00	
		-----	-----
TOTAL 331-JAG-REG TASK FORCE APPREH		0.00	0.00
		-----	-----
OOG FY 2020 CESH			
=====			
332 101-2000	CLAIM ON CASH-OOG FY2020 CESH	0.00	
		-----	-----
TOTAL 332-OOG FY 2020 CESH		0.00	0.00
		-----	-----
BJA FY 2020 CESH			
=====			
333 101-2000	CLAIM ON CASH-BJA FY 2020 CESH	0.00	
		-----	-----
TOTAL 333-BJA FY 2020 CESH		0.00	0.00
		-----	-----
SWB RURAL LAW ENFORCEMENT			
=====			
334 101-2000	CLAIM ON CASH-SWB RURAL LAW EN	0.00	
		-----	-----
TOTAL 334-SWB RURAL LAW ENFORCEMENT		0.00	0.00
		-----	-----
OPERATION LONE STAR GRANT			
=====			
335 101-2000	CLAIM ON CASH-OPERATION LONE S	0.00	
		-----	-----
TOTAL 335-OPERATION LONE STAR GRANT		0.00	0.00
		-----	-----
STONEGARDEN GRANT			
=====			
336 101-2000	CLAIM ON CASH-STONEGARDEN GNT	(11,643.33)	
		-----	-----
TOTAL 336-STONEGARDEN 2010SST0-0008		(11,643.33)	0.00
		-----	-----
JAG-LESS LETHAL FORCE			
=====			
337 101-2000	CLAIM ON CASH-JAG LESS LETHAL	0.00	
		-----	-----
TOTAL 337-JAG-LESS LETHAL FORCE		0.00	0.00
		-----	-----

CASH & INVESTMENTS BY FUND

AS OF: JANUARY 31ST, 2024 JANUARY 31ST, 2024

FUND	ACCT. NO.	ACCOUNT NAME	CASH	INVESTMENTS
CLICK IT OR TICKET				
=====				
338	101-2000	CLAIM ON CASH-GCRPC 9-1-1	17,643.65	
TOTAL 338-GCRPC - 9-1-1 ALLOCATION			17,643.65	0.00
BYRNE JAG PROGRAM				
=====				
339	101-2000	CLAIM ON CASH-BYRNE JAG PROG	0.00	
TOTAL 339-BYRNE JAG PROGRAM			0.00	0.00
HIGH INTENSITY DRUG TRAF				
=====				
340	101-2000	CLAIM ON CASH-HIGH INTENSITY	(17,615.68)	
TOTAL 340-HIGH INTENSITY DRUG TRAFF			(17,615.68)	0.00
BODY WORN CAMERA PROG				
=====				
342	101-2000	CLAIM ON CASH-BODY WORN CAMERA	0.00	
TOTAL 342-BODY WORN CAMERA PROG			0.00	0.00
RIFLE REST BODY ARM GNT				
=====				
343	101-2000	CLAIM ON CASH-RIFLE RESIT BODY	0.00	
TOTAL 343-RIFLE RESIT BODY ARMOR GN			0.00	0.00
FIREFIGHTERS GRANT				
=====				
344	101-2000	CLAIM ON CASH-FIREFIGHTERS GNT	0.00	
TOTAL 344-FIREFIGHTERS GRANT			0.00	0.00
FERAL HOG GRANT				
=====				
345	101-2000	CLAIM ON CASH-FERAL HOG GRANT	0.00	
TOTAL 345-FERAL HOG GRANT			0.00	0.00

CASH & INVESTMENTS BY FUND

AS OF: JANUARY 31ST, 2024 JANUARY 31ST, 2024

FUND ACCT. NO.	ACCOUNT NAME	CASH	INVESTMENTS
TXCDBG WCID1 BLOOMINGTON			
=====			
346 101-2000	CLAIM ON CASH-WCID1 BLOOMING	0.00	
TOTAL 346-TXCDBG GNT-WCID1 BLOOM.		0.00	0.00
TXCDBG WCID2 PLACEDO			
=====			
347 101-2000	CLAIM ON CASH-WCID2 PLACEDO	0.00	
TOTAL 347-TXCDBG GNT- WCID2 PLACEDO		0.00	0.00
CDBG HURRICANE HARVEY DR			
=====			
348 101-2000	CLAIM ON CASH-CDBG HUR HARVEY	(101,096.20)	
TOTAL 348-CDBG HURRICANE HARVEY DR		(101,096.20)	0.00
CDBG-MIT MOD GRANT			
=====			
349 101-2000	CLAIM ON CASH-CDBG-MIT MOD GRA	0.00	
TOTAL 349-CDBG-MIT MOD GRANT		0.00	0.00
STATE FEE ACCOUNT			
=====			
350 101-2000	CLAIM ON CASH-STATE FEE FD	57,236.73	
TOTAL 350-STATE FEE ACCOUNT		57,236.73	0.00
PESC MENTAL HEALTH DEPUTY			
=====			
355 101-2000	CLAIM ON CASH-PESC MENTAL HLTH	(1,151.61)	
TOTAL 355-PESC MENTAL HEALTH DEPUTY		(1,151.61)	0.00
MENTAL HLTH PEACE OFF FD			
=====			
356 101-2000	CLAIM ON CASH-MENTAL SO/GB	(56,496.35)	
TOTAL 356-MENTAL HEALTH PEACE OFF		(56,496.35)	0.00

CASH & INVESTMENTS BY FUND

AS OF: JANUARY 31ST, 2024 JANUARY 31ST, 2024

FUND ACCT. NO.	ACCOUNT NAME	CASH	INVESTMENTS
BISD SCHOOL RESOURCE OFF			
=====			
358 101-2000	CLAIM ON CASH-BISD SCHL RESOUR	(6,263.09)	
TOTAL 358-BISD SCHOOL RESOURCE OFF		(6,263.09)	0.00
BULLET RESISTANT SHIELD			
=====			
359 101-2000	CLAIM ON CASH-BULLET RESIS SHI	0.00	
TOTAL 359-BULLET RESISTANT SHIELD		0.00	0.00
SHERIFF'S FORFEITURE FD			
=====			
360 101-2000	CLAIM ON CASH-SHERIFF FORFEIT	984,521.62	
360 151-1001	TEXPOOL INVESTMENTS		0.00
360 151-1005	LOCAL GOVT. INVEST. COOP.		0.00
TOTAL 360-SHERIFF'S FORFEITURE FUND		984,521.62	0.00
SHERIFF'S DONATION FUND			
=====			
361 101-2000	CLAIM ON CASH-SHERIFF DONATION	917.36	
TOTAL 361-SHERIFF'S DONATION FUND		917.36	0.00
SHER DOJ FEDERAL FORFEIT			
=====			
362 101-2000	CLAIM ON CASH-SO DOJ FED FORFE	248,972.16	
TOTAL 362-SHERIFF DOJ FED. FORFEIT.		248,972.16	0.00
CDA CONTRABAND FORFEITURE			
=====			
370 101-2000	CLAIM ON CASH-CDA CONTRA FORF	1,043,717.47	
370 151-1005	LOCAL GOVT. INVEST. COOP.		0.00
TOTAL 370-CDA CONTRABAND FORFEITURE		1,043,717.47	0.00
CDA DOJ EQUITABLE SHARE			
=====			
371 101-2000	CLAIM ON CASH-CDA DOJ EQUIT	1,124.42	
TOTAL 371-CDA DOJ EQUITABLE SHARE		1,124.42	0.00

CASH & INVESTMENTS BY FUND

AS OF: JANUARY 31ST, 2024 JANUARY 31ST, 2024

FUND ACCT. NO.	ACCOUNT NAME	CASH	INVESTMENTS
SHERIFF DOT FEDERAL FORF			
=====			
372 101-2000	CLAIM ON CASH-SO DOT FED FORF.	478,314.84	
		-----	-----
TOTAL 372-SHERIFF DOT FEDERAL FORF		478,314.84	0.00
		-----	-----
SHERIFF COMMISSARY FUND			
=====			
380 101-2000	CLAIM ON CASH-SHER. COMMISSARY	819,195.22	
		-----	-----
TOTAL 380-SHERIFF COMMISSARY FUND		819,195.22	0.00
		-----	-----
JUVENILE COMMISSARY FUND			
=====			
390 101-2000	CLAIM ON CASH-JUV COMMISSARY	8,399.20	
		-----	-----
TOTAL 390-JUVENILE COMMISSARY FUND		8,399.20	0.00
		-----	-----
NATIONAL SCHOOL LUNCH PRG			
=====			
392 101-2000	CLAIM ON CASH-NSLP	(20,494.41)	
		-----	-----
TOTAL 392-NATIONAL SCHOOL LUNCH PRG		(20,494.41)	0.00
		-----	-----
VISD SRO REIMBURSEMENT			
=====			
395 101-2000	CLAIM ON CASH-VISD SRO REIMB	(58,449.01)	
		-----	-----
TOTAL 395-VISD SRO REIMBURSEMENT		(58,449.01)	0.00
		-----	-----
HEALTH INSURANCE FUND			
=====			
410 101-2000	CLAIM ON CASH-HEALTH INSUR	(1,163,379.06)	
410 101-3000	CASH IN BANK/BOON CHAPMAN	194.21	
		-----	-----
TOTAL 410-HEALTH INSURANCE FUND		(1,163,184.85)	0.00
		-----	-----
EMPLOYEE BENEFIT FUND			
=====			
420 101-2000	CLAIM ON CASH-EMPLOYEE BENEF	2,485.48	
		-----	-----
TOTAL 420-EMPLOYEE BENEFIT FUND		2,485.48	0.00
		-----	-----

CASH & INVESTMENTS BY FUND

AS OF: JANUARY 31ST, 2024 JANUARY 31ST, 2024

FUND ACCT. NO.	ACCOUNT NAME	CASH	INVESTMENTS
ELECTIONS ADM SPECIAL			
=====			
450 101-2000	CLAIM ON CASH-ELECT ADM SPEC	61,094.46	
		-----	-----
	TOTAL 450-ELECTIONS ADM SPECIAL	61,094.46	0.00
		-----	-----
HAVA ELCTN SECURITY GRANT			
=====			
454 101-2000	CLAIM ON CASH-HAVA ELECTN SECU	0.00	
		-----	-----
	TOTAL 454-HAVA ELECTN SECURITY GRNT	0.00	0.00
		-----	-----
HELP AMERICA VOTE GRANT			
=====			
455 101-2000	CLAIM ON CASH-HELP AMER VOTE	0.00	
		-----	-----
	TOTAL 455-HELP AMERICA VOTE GRANT	0.00	0.00
		-----	-----
CTCL GRANT			
=====			
456 101-2000	CLAIM ON CASH-CTCL GRANT	0.00	
		-----	-----
	TOTAL 456-CTCL GRANT	0.00	0.00
		-----	-----
ELECTIONS CHAPTER 19			
=====			
457 101-2000	CLAIM ON CASH-ELECT CHAPT 19	(3,743.24)	
		-----	-----
	TOTAL 457-ELECTIONS CHAPTER 19 PD	(3,743.24)	0.00
		-----	-----
TAX ASSESSOR SPECIAL			
=====			
499 101-3000	SPECIAL INVENTORY ACCT.	1,276,197.57	
		-----	-----
	TOTAL 499-TAX ASSESSOR SPECIAL	1,276,197.57	0.00
		-----	-----
HISTORICAL COMMISSION			
=====			
500 101-2000	CLAIM ON CASH-HISTORICAL COMM	3,660.95	
		-----	-----
	TOTAL 500-HISTORICAL COMMISSION	3,660.95	0.00
		-----	-----

CASH & INVESTMENTS BY FUND

AS OF: JANUARY 31ST, 2024 JANUARY 31ST, 2024

FUND ACCT. NO.	ACCOUNT NAME	CASH	INVESTMENTS
TX HIST COMM CLG GRANT			
=====			
505 101-2000	CLAIM ON CASH-TX HIST COMM CL	0.00	
TOTAL 505-TX HIST COMM CLG GRANT		0.00	0.00
CHILD WELFARE BOARD			
=====			
515 101-2000	CLAIM ON CASH-CHILD WELFARE BD	28,077.43	
TOTAL 515-CHILD WELFARE BOARD		28,077.43	0.00
TIDC IMPROVEMENT GRANT			
=====			
520 101-2000	CLAIM ON CASH-TIDC IMPROV GRAN	(15,286.00)	
TOTAL 520-TIDC IMPROVEMENT GRANT		(15,286.00)	0.00
TIDC REGIONL PUBLIC DEFEN			
=====			
525 101-2000	CLAIM ON CASH-TIDC REGNL PUBLI	(3,068.98)	
TOTAL 525-TIDC REGIONL PUBLIC DEFEN		(3,068.98)	0.00
REBUILD TEXAS FUND			
=====			
550 101-2000	CLAIM ON CASH-REBUILD TX FUND	0.00	
TOTAL 550-REBUILD TEXAS FUND		0.00	0.00
PETSMART CHARITIES GRANT			
=====			
560 101-2000	CLAIM ON CASH-PETSMART CHARITI	50,000.00	
TOTAL 560-PETSMART CHARITIES GRANT		50,000.00	0.00
DEBT SERVICE			
=====			
700 101-2000	CLAIM ON CASH-DEBT SERVICE	3,290,986.41	
TOTAL 700-DEBT SERVICE		3,290,986.41	0.00

CASH & INVESTMENTS BY FUND

AS OF: JANUARY 31ST, 2024 JANUARY 31ST, 2024

FUND ACCT. NO.	ACCOUNT NAME	CASH	INVESTMENTS
LAW LIBRARY FUND			
=====			
720 101-2000	CLAIM ON CASH-LAW LIBRARY FD	23,116.78	
		-----	-----
	TOTAL 720-LAW LIBRARY FUND	23,116.78	0.00
		-----	-----
CAPITAL PROJECTS FUND			
=====			
770 101-2000	CLAIM ON CASH-CAPITAL PROJECTS	894,243.07	
770 151-1007	TEXAS COOPERATIVE LIQUID ASSET		7,154,016.52
		-----	-----
	TOTAL 770-CAPITAL PROJECTS FUND	894,243.07	7,154,016.52
		-----	-----
CONSTRUCTION RETAINAGE			
=====			
771 101-2000	CLAIM ON CASH-CONSTRN RETAIN	104,105.00	
		-----	-----
	TOTAL 771-CONSTRUCTION RETAINAGE	104,105.00	0.00
		-----	-----
VICTORIA HEALTH DEPT			
=====			
800 101-2000	CLAIM ON CASH-HEALTH DEPT	(542,330.75)	
800 101-3000	CASH IN BANK/HLTH 340B DRAFT.	297,613.17	
		-----	-----
	TOTAL 800-VICTORIA HEALTH DEPT.	(244,717.58)	0.00
		-----	-----
TX A&M UNIV HLTH SCIENCE			
=====			
801 101-2000	CLAIM ON CASH-TX A&M HLTH SCI	0.00	
		-----	-----
	TOTAL 801-TX A&M UNIV HLTH SCIENCE	0.00	0.00
		-----	-----
MEDICAID ADM CLAIM FD			
=====			
802 101-2000	CLAIM ON CASH-MEDICAID ADM CLM	50,699.35	
		-----	-----
	TOTAL 802-MEDICAID ADM CLAIMS FD	50,699.35	0.00
		-----	-----
TEXAS HOME VISITING GNT			
=====			
803 101-2000	CLAIM ON CASH-TX HOME VISITING	(146,895.01)	
		-----	-----
	TOTAL 803-TEXAS HOME VISITING GRANT	(146,895.01)	0.00
		-----	-----

CASH & INVESTMENTS BY FUND

AS OF: JANUARY 31ST, 2024 JANUARY 31ST, 2024

FUND ACCT. NO.	ACCOUNT NAME	CASH	INVESTMENTS
HOGG FOUNDATION GRANT			
=====			
804 101-2000	CLAIM ON CASH-HOGG FOUNDAT.	142,734.67	
		-----	-----
TOTAL 804-HOGG FOUNDATION GNT		142,734.67	0.00
		-----	-----
HURRICANE PUBLIC HLTH GNT			
=====			
805 101-2000	CLAIM ON CASH-HURRICANE PUBLIC	0.00	
		-----	-----
TOTAL 805-HURRICANE PUBLIC HLTH GNT		0.00	0.00
		-----	-----
AMERICARES			
=====			
806 101-2000	CLAIM ON CASH-AMERICARES	0.00	
		-----	-----
TOTAL 806-AMERICARES		0.00	0.00
		-----	-----
CPS/PH WKFORCE 9/21-6/24			
=====			
808 101-2000	CLAIM ON CASH-CPS/PH WKFORCE	(45,576.12)	
		-----	-----
TOTAL 808-CPS/PH WKFORCE 9/21-6/23		(45,576.12)	0.00
		-----	-----
CPS/PH INFRAST 4/23-11/27			
=====			
809 101-2000	CLAIM ON CASH-CPS/PH INFRAST 4	0.00	
		-----	-----
TOTAL 809-CPS/PH INFRAST 4/23-11/27		0.00	0.00
		-----	-----
VICTORIA WIC PROGRAM			
=====			
810 101-2000	CLAIM ON CASH-WIC PROGRAM	(108,978.27)	
		-----	-----
TOTAL 810-VICTORIA WIC PROGRAM		(108,978.27)	0.00
		-----	-----
FLEXIBLE BENEFITS PLAN			
=====			
870 101-2000	CASH-FLEX BEN-DENTAL, LIFE, VSN	30,358.98	
870 101-3000	CASH IN BANK/PROSPERITY BANK	127,878.44	
		-----	-----
TOTAL 870-FLEXIBLE BENEFITS PLAN		158,237.42	0.00
		-----	-----

FUND	ACCT. NO.	ACCOUNT NAME	CASH	INVESTMENTS
VICTORIA COUNTY HOSPITAL				
820	101-1000	HOSPITAL FUND	7,739,623.47	
820	101-2004	CMC 125 PLAN	209,256.46	
820	101-2010	CMC BONDS	9,984,847.08	
820	101-3000	CMC ACCTS PAYABLE	2,100.00	
820	101-4000	CMC PAYROLL	20,752.62	
820	101-4100	CMC MEDICAL PROFESS #214125768	100.03	
820	101-4105	CMC MEDICAL PROFESS #217301213	1,434,676.42	
820	101-4200	CMC WEIGHT MANAGEMENT CNTR	71,827.57	
820	101-4300	CMC HOME HEALTH AGENCY	768,486.07	
820	101-5001	ARBORETUM NURSE /REHAB/WINNIE	0.00	
820	101-5002	MATAGORDA NURSING & REHAB	0.00	
820	101-5003	TWIN PINES NURSING & REHAB	0.01	
820	101-5004	SHADY OAKS NURSING & REHAB	0.00	
820	101-5005	AMISTAD NURSING & REHAB	0.00	
820	101-5006	GANADO NURSING & REHAB	0.00	
820	101-5007	CUERO NURSING & REHAB	0.00	
820	101-5008	STEVENS NURSE & REHAB/HALLETTS	0.00	
820	101-5009	PORT LAVACA NURSING & REHAB	0.00	
820	101-5010	SOUTHBROOKE NURSING & REHAB	0.00	
820	101-5011	WHARTON NURSING & REHAB	0.00	
820	101-5012	YOAKUM NURSING & REHAB	0.00	
820	101-5100	CUERO NURSING & REHAB-HUD	102,956.19	
820	101-5105	STEVENS NURSE & REHAB-HUD	214,613.86	
820	101-5110	PORT LAVACA NURSE & REHAB-HUD	117,078.43	
820	101-5115	SOUTHBROOKE NURSE&REHAB-HUD	117,596.39	
820	101-5120	WHARTON NURSING& REHAB-HUD	221,283.40	
820	101-5125	YOAKUM NURSING & REHAB-HUD	0.00	
820	101-5130	MATAGORDA NURSING & REHAB-HUD	5,327.19	
820	101-5135	TWIN PINES NURSING & REHAB-HUD	0.00	
820	101-5140	GANADO NURSING & REHAB-HUD	0.00	
820	151-1004	CERTIFICATES OF DEPOSIT		0.00
820	151-1005	LOCAL GOVT. INVEST. COOP.		0.00
820	151-1007	TEXAS COOPERATIVE LIQUID ASSET		30,753,989.82
TOTAL 820-VICTORIA COUNTY HOSPITAL			21,010,525.19	30,753,989.82
TOTAL CASH AND INVESTMENTS			21,010,525.19	30,753,989.82

0.000 *
0.000 *
7,739,623.470 +
209,256.460 +
9,984,847.080 +
2,100.000 +
20,752.620 +
100.030 +
1,434,676.420 +
71,827.570 +
768,486.070 +
20,231,669.720 *
0.000 +
0.000 +
0.010 +
0.000 +
0.000 +
0.000 +
0.000 +
0.000 +
0.000 +
0.000 +
0.000 +
0.000 +
0.000 +
0.000 +
0.000 +
102,956.190 +
214,613.860 +
117,078.430 +
117,596.390 +
221,283.400 +
0.000 +
5,327.190 +
0.000 +
0.000 +
778,855.470 *
0.000 *

*** END OF REPORT ***

INTEREST EARNED STATEMENT
JANUARY 2024

FUND	FUND NAME	2020	2021	2022	2023	2024 YR TO DATE	CURRENT MONTH
100	GENERAL FUND	394,512.17	213,100.70	285,889.05	906,342.48	105,371.76	105,371.76
200	ROAD & BRIDGE FUND	29,957.88	6,641.81	15,701.66	51,259.86	8,854.48	5,646.42
700	DEBT SERVICE	5,297.82	1,339.85	3,359.84	14,554.15	4,303.72	1,917.88
770	CAPITAL PROJECTS (Tx Class)	0.00	0.00	0.00	120,531.45	33,485.07	33,485.07
	Sub-Total Budgeted Funds	429,767.87	221,082.36	304,950.55	1,092,687.94	152,015.03	146,421.13
119	CLERK'S ARCHIVE	1,339.90	605.35	1,342.52	3,848.73	598.49	598.49
150	TAX SALES	188.95	124.87	244.81	134.42	134.29	134.29
190	AMERICAN RESCUE PLAN	0.00	13,881.20	31,872.26	38,884.69	0.00	0.00
231	JUVENILE PROBATION	26.58	49.22	1,252.59	1,790.64	525.83	525.83
240	DRUG COURTS PROGRAM	90.63	1.40	0.80	3.54	0.66	0.66
300	CDA PROCESSING FEE	56.08	14.61	15.05	233.22	15.38	15.38
310	4-H ACTIVITY CENTER	41.40	11.65	19.50	68.77	8.79	8.79
320	AIRPORT DRAFTING	2,580.64	1,167.37	1,203.47	0.00	0.00	0.00
321	AIRPORT	0.00	0.00	1,869.60	14,129.01	2,074.19	2,074.19
323	AIRPORT CAPITAL PROJ			1,870.86	385.19	0.00	0.00
330	SPECIAL SERVICE	2,006.11	1,319.83	1,502.56	8,727.00	1,549.58	1,549.58
338	GCRP 911	459.94	136.95	61.59	212.06	30.53	30.53
360	SHERIFF'S FORFEITURE	2,569.35	1,080.27	2,214.08	11,185.72	1,704.22	1,704.22
361	SHERIFF'S DONATION	1.50	0.45	3.42	315.77	1.59	1.59
362	SHERIFF'S DOJ	1,712.99	249.02	351.44	3,185.83	435.56	435.56
370	CDA CONTRABAND FORFEIT.	4,629.56	1,618.38	2,966.49	12,287.75	1,811.21	1,811.21
371	CDA DOJ EQUITABLE SHARE	6.32	1.94	3.58	13.51	1.95	1.95
372	SHERIFF DOT FED FORFEIT	1,556.92	473.78	838.22	5,559.81	827.61	827.61
380	SHERIFF COMMISSARY	1,516.82	745.34	1,940.85	9,634.79	1,394.23	1,394.23
390	JUVENILE COMMISSARY	42.12	13.26	25.34	98.57	14.38	14.38
410	HEALTH INSURANCE	520.89	568.44	598.28	1,979.60	194.21	194.21
450	ELECTION ADMINISTRATOR	112.79	61.77	183.85	586.27	114.98	114.98
454	HAVA SECURITY GRANT	8.79	30.10	31.55	5.31	0.00	0.00
455	HELP AMERICA VOTE GRANT	23.10	0.38	0.00	0.00	0.00	0.00
499	TAX ASSESSOR SPECIAL	2,132.62	1,260.92	2,459.76	9,141.40	2,074.94	2,074.94
500	HISTORICAL COMMISSION	115.82	34.02	54.14	38.47	6.41	6.41
771	LONG TERM RENO RETAIN	47.36	9.34	3,383.55	698.74	178.63	178.63
800	HEALTH DEPT DRAFTING	134.86	715.64	2,182.47	3,558.19	570.36	570.36
870	FLEXIBLE BENEFIT PLAN	452.24	173.12	348.37	1,464.94	235.86	235.86
820	HOSPITAL	218,255.08	82,631.45	131,543.00	883,914.97	154,387.03	154,387.03
820	CMC 125 PLAN	919.23	313.85	672.97	2,486.21	388.33	388.33
830	CMC ACCOUNTS PAYABLE	6,180.52	2,125.49	3,946.71	14,812.67	2,100.00	2,100.00
840	CMC PAYROLL	2,510.40	663.68	909.61	5,447.28	752.62	752.62
820	CMC MEDICAL PROFESSIONAL	28,373.70	24,229.22	40,175.63	72,514.32	5,205.05	5,205.05
820	CMC HOME HEALTH	17,674.68	8,558.03	19,645.68	17,379.42	1,252.56	1,252.56
820	CMC WEIGHT MGMT	2,669.80	917.83	1,833.05	1,715.49	120.91	120.91
820	CMC NURSING HOMES	8,031.76	1,875.77	3,321.15	17,948.66	1,287.01	1,287.01
950	NAVIGATION DISTRICT	43,977.79	9,119.29	10,981.52	7,565.91	1,480.17	1,480.17
950	NAVIG CONSTRUCTION 2012A	0.00	0.00	0.00	0.00	0.00	0.00
950	NAVIG TXLC CONSTRUCCION				622.72	122.26	122.26
950	NAVIG. 2015 CONST INT&SINK	6,262.51	1,331.82	1,260.98	3,944.95	816.24	816.24
950	NAVIG 2012A/B INT& SINKING	3,205.40	584.43	1,475.70	4,559.71	936.18	936.18
950	NAVIG. INTEREST & SINKING	0.00	0.00	0.00	0.00	0.00	0.00
	TOTAL	790,203.02	377,781.84	579,557.55	2,253,772.19	183,352.24	329,773.37

VICTORIA COUNTY
 POOL INVESTMENTS
 JANUARY 2024

	BEGIN BALANCE	RATE	CONTRIBUTIONS	WITHDRAWALS	INTEREST	END BALANCE	INTEREST YR TO DATE 2024
COUNTY							
LOGIC COUNTY	\$ 2,441,878.59	5.51%	\$ 2,500,000.00		\$ 14,443.38	\$ 4,956,321.97	\$ 14,443.38
TEXAS CLASS County	\$ 4,150,545.42	5.54%	\$ 4,500,000.00		\$ 30,715.32	\$ 8,681,260.74	\$ 30,715.32
TEXAS CLASS County GOV	\$ 1,081,751.88	5.28%			\$ 4,844.01	\$ 1,086,595.89	\$ 4,844.01
TEXAS CLASS COB 2023	\$ 7,120,531.45	5.54%			\$ 33,485.07	\$ 7,154,016.52	\$ 33,485.07
Texas class Totals	average interest	5.45%			\$ 69,044.40	\$ 16,921,873.15	\$ 69,044.40
TOTAL		5.47%	\$ 7,000,000.00	\$ -	\$ 83,487.78	\$ 21,878,195.12	\$ 83,487.78
HOSPITAL							
TEXAS CLASS CMC	\$ 15,377,339.69	5.54%	\$ 15,240,429.34		\$ 136,220.79	\$ 30,753,989.82	\$ 136,220.79
TEXAS CLASS CMC GOV	\$ 10,236,007.10	5.28%		\$ 10,240,429.34	\$ 4,422.24	\$ -	\$ 4,422.24
		5.41%			\$ 140,643.03	\$ 30,753,989.82	\$ 140,643.03
NAVIGATION							
Texas Class Op Fund	\$ 4,636,677.80	5.57%	\$ 1,400,000.00	\$ -	\$ 24,865.43	\$ 6,061,543.23	\$ 24,865.43
Texas Class Const Fund	\$ 2,045,249.09	5.57%		\$ 150,000.00	\$ 9,164.14	\$ 1,904,413.23	\$ 9,164.14
TOTAL		5.57%			\$ 34,029.57	\$ 7,965,956.46	\$ 34,029.57
				TOTAL	\$ 258,160.38	\$ 60,598,141.40	\$ 258,160.38

ISSUER	CUSIP	BROKER	TERM	% EARN	BOOK VALUE	SETTLE	MATURE	MKT PRICE	MARKET VALUE	Coupon	Book Value
OCEANFIRST BANK NA	67523TAL7	MBS	24	2.010%	\$ 247,000.00	3/30/2022	4/1/2024	99.478	\$ 245,710.66	3,9	
SAFRA NATIONAL BANK	78658RHU8	MBS	24	2.160%	\$ 247,000.00	4/6/2022	4/8/2024	99.444	\$ 245,626.68	4,10	
ALLY BANK	02007GPJ6	MBS	24	2.010%	\$ 247,000.00	4/7/2022	4/8/2024	99.417	\$ 245,559.99	1AM	
FALL RIVER FIVE CENTS SAVINGS BANK	306275BE7	MBS	24	2.210%	\$ 247,000.00	4/18/2022	4/8/2024	99.354	\$ 245,404.38	4,10	
PRIMEWAY FCU (2131)	741600AP5	MBS	24	2.460%	\$ 249,000.00	5/6/2022	5/6/2024	99.284	\$ 247,217.16	1AM	
UBS BANK (57565)	90348J3B4	MBS	24	2.860%	\$ 249,000.00	5/11/2022	5/13/2024	99.347	\$ 247,374.03	1AM	
AMERICAN NATL BANK (26499)	02769QDV8	MBS	24	2.210%	\$ 249,000.00	5/13/2022	5/13/2024	99.164	\$ 246,918.36	1AM	
JOHN MARSHALL BANK (58243)	47804GHR7	MBS	24	2.510%	\$ 249,000.00	5/13/2022	5/13/2024	99.248	\$ 247,127.52	1AM	
TRUSTONE FINL CR UN PLYMOUTH	89841MAC1	MBS	36	3.120%	\$ 249,000.00	6/29/2022	7/1/2024	99.194	\$ 246,993.06	1AM	
UNITED HERITAGE CR	91334AAK9	MBS	18	5.190%	\$ 248,000.00	3/21/2023	9/23/2024	100.159	\$ 248,394.32	1AM	
MORGAN STANLEY BANK NA	61773TDL4	MBS	30	2.390%	\$ 245,000.00	4/20/2022	10/18/2024	98.202	\$ 240,594.90	1,7	
BANKERS BANK (23537)	06610RBQ1	MBS	30	2.540%	\$ 247,000.00	5/6/2022	11/6/2024	98.183	\$ 242,512.01	1AM	
METRO (66364)	59161YAQ9	MBS	30	2.890%	\$ 249,000.00	5/20/2022	11/20/2024	98.378	\$ 244,961.22	1AM	
CITY NATIONAL BANK (17281)	178180GR0	MBS	24	4.850%	\$ 244,000.00	11/23/2022	11/25/2024	99.984	\$ 243,960.96	5,11	
ISRAEL DISCOUNT BANK (19977)	465076UD7	MBS	24	4.850%	\$ 244,000.00	11/25/2022	11/25/2024	99.932	\$ 243,834.08	5,11	
BANKUNITED NA	066519RV3	MBS	36	0.980%	\$ 249,000.00	12/8/2021	12/9/2024	96.726	\$ 240,847.74	QRT	
CAPITAL ONE NA	14042RQL8	MBS	36	0.820%	\$ 249,000.00	12/8/2021	12/9/2024	96.599	\$ 240,531.51	12,6	
AMERICAN FRIST CU	02616AAP4	MBS	36	1.030%	\$ 249,000.00	12/30/2021	12/30/2024	96.556	\$ 240,424.44	1AM	
FIRST NATIONAL BANK OF AMERICA	32110YVB8	MBS	36	0.930%	\$ 249,000.00	12/30/2021	12/30/2024	96.467	\$ 240,202.83	1AM	\$ 4,706,000.00
TEXAS EXCHANGE BANK	88241TNG1	MBS	36	1.390%	\$ 249,000.00	2/4/2022	2/4/2025	96.572	\$ 240,464.28	1AM	
BEAL BANK	07371AWR0	MBS	36	1.290%	\$ 249,000.00	2/9/2022	2/5/2025	96.501	\$ 240,287.49	2,8	
AMERANT BANK NA	02357QAR8	MBS	36	1.700%	\$ 249,000.00	2/28/2022	2/28/2025	96.689	\$ 240,755.61	1AM	
AMERICAN EXPRESS NATL BANK	02589ABM3	MBS	36	1.850%	\$ 247,000.00	3/3/2022	3/3/2025	96.846	\$ 239,209.62	3,9	
BARCLAYS BANK	06740KPE1	MBS	36	1.750%	\$ 247,000.00	3/16/2022	3/17/2025	96.642	\$ 238,705.74	3,9	
GOLDMAN SACHS BANK USA	38179M3A9	MBS	36	1.960%	\$ 249,000.00	3/16/2022	3/17/2025	96.813	\$ 241,064.37	1AM	
LAFAYETTE FEDERAL CU	50625LAY9	MBS	36	2.260%	\$ 249,000.00	3/30/2022	3/31/2025	97.084	\$ 241,739.16	1AM	
SYNCHRONY BANK	87165FJ47	MBS	36	2.210%	\$ 247,000.00	3/31/2022	3/31/2025	97.034	\$ 239,673.98	4,9	
POPULAR BANK	73317AAV4	MBS	36	2.160%	\$ 247,000.00	4/6/2022	4/7/2025	96.934	\$ 239,426.98	QRT	
BMW BANK OF NA	05580AL85	MBS	36	2.560%	\$ 247,000.00	4/8/2022	4/8/2025	97.385	\$ 240,540.95	4,9	
JPMORGAN CHASE BANK NA	48128WPG4	MBS	36	2.560%	\$ 247,000.00	4/8/2022	4/8/2025	97.385	\$ 240,540.95	4,9	
LEADER BANK NA	52168UHY1	MBS	36	2.610%	\$ 246,000.00	4/22/2022	4/22/2025	97.376	\$ 239,544.96	4,9	
AMERICU	03065QAD0	MBS	36	2.560%	\$ 249,000.00	4/27/2022	4/28/2025	97.287	\$ 242,244.63	1AM	

ISSUER	CUSIP	BROKER	TERM	% EARN	BOOK VALUE	SETTLE	MATURE	MKT PRICE	MARKET VALUE	Coupon	Book Value
DISCOVER BANK (5649)	254673C46	MBS	36	2.910%	\$ 246,000.00	5/4/2022	5/5/2025	97.692	\$ 240,322.32	5,11	
GENERATIONS BANK	37149CAS6	MBS	36	3.010%	\$ 247,000.00	5/6/2022	5/6/2025	97.793	\$ 241,548.71	1AM	
CAPITAL ONE BANK USA NT (33954)	14042TGE1	MBS	36	3.160%	\$ 246,000.00	5/18/2022	5/19/2025	97.951	\$ 240,959.46	5,11	
BRIDGEWATER BANK (58210)	108622MG3	MBS	36	2.820%	\$ 249,000.00	5/18/2022	5/19/2025	97.496	\$ 242,765.04	1AM	
INSTITUTION FOR SAVINGS (90250)	45780PBL8	MBS	36	3.160%	\$ 247,000.00	5/20/2022	5/20/2025	97.933	\$ 241,894.51	1AM	
CONNEXUS (66538)	20825WAT7	MBS	36	3.060%	\$ 249,000.00	5/26/2022	5/27/2025	97.803	\$ 243,529.47	1AM	
CARTER FED CR UN	14622LAC6	MBS	36	3.070%	\$ 247,000.00	6/22/2022	6/23/2025	97.709	\$ 241,341.23	1AM	
BMO HARRIS BANK NATL	05600XGK0	MBS	36	3.260%	\$ 245,000.00	6/24/2022	6/24/2025	97.962	\$ 240,006.90	6,12	
MERTRUST FED CR UN	59001PAR0	MBS	36	3.260%	\$ 249,000.00	6/29/2022	6/30/2025	97.961	\$ 243,922.89	1AM	
MACHIAS SVGS BK	554479EM3	MBS	30	4.270%	\$ 249,000.00	2/9/2023	8/8/2025	99.406	\$ 247,520.94	1AM	
BANK OF WISCONSIN DELLS (15136)	065847FC4	MBS	34	4.500%	\$ 249,000.00	11/28/2022	9/29/2025	99.827	\$ 248,569.23	1AM	
SPOKANE TEACHERS CR UN (68203)	849061AA4	MBS	36	4.960%	\$ 248,000.00	11/23/2022	11/24/2025	100.776	\$ 249,924.48	1AM	
KEMBRA FINAANCIAL (61623)	48836LAX0	MBS	36	5.190%	\$ 248,000.00	11/23/2022	11/24/2025	100.027	\$ 248,066.96	1AM	
ROGUE CR (68660)	77535MAD5	MBS	36	5.090%	\$ 248,000.00	11/25/2022	11/25/2025	100.024	\$ 248,059.52	1AM	
AUSTIN TELCO FED CR UN (4584)	052392CD7	MBS	36	4.960%	\$ 248,000.00	11/28/2022	11/28/2025	100.775	\$ 249,922.00	1AM	
FIRST TECHNOLOGY FED	33715L-FM-7	MBS	30	5.090%	\$ 248,000.00	6/30/2023	12/30/2025	101.153	\$ 250,859.44	1AM	\$ 7,185,000.00
LIBERTY FIRST CR UN	530520AF2	MBS	36	4.490%	\$ 249,000.00	2/3/2023	2/3/2026	100.022	\$ 249,054.78	1AM	
FIRST UTD BK & TR	33742CCQ8	MBS	36	4.260%	\$ 249,000.00	3/8/2023	2/9/2026	99.550	\$ 247,879.50	1AM	
SANDY SPRINGS BK	800364EX5	MBS	36	4.850%	\$ 244,000.00	3/14/2023	3/16/2026	100.886	\$ 246,161.84	3,9	
DORT FINL CR UN	25844M-BE-7	MBS	36	4.970%	\$ 246,000.00	6/28/2023	6/29/2026	101.591	\$ 249,913.86	1AM	
ALLIANT CR UN CHICAGO	01882MAJ1	MBS	36	5.400%	\$ 248,000.00	11/20/2023	11/20/2026	103.639	\$ 257,024.72		\$ 1,236,000.00
				3.71%	13,127,000.00			98.559	\$ 12,937,642.37		\$ 13,127,000.00

INTEREST MONTH \$ 30,201.40
 INTEREST YEAR TO DATE \$ 30,201.40

MATURED AND REPLACED