

MINUTES OF COUNTY FINANCES
TREASURER'S REPORT
MONTHLY- MAY 2024

IN THE MATTER OF COUNTY FINANCES
IN THE HANDS OF PAIGE FOSTER
TREASURER OF VICTORIA COUNTY, TEXAS


COMMISSIONERS' COURT
VICTORIA COUNTY, TEXAS
IN SPECIAL SESSION
REGULAR TERM JUNE
2024


TOTAL IN BANK ACCOUNTS	\$ 53,192,868.98
TOTAL INVESTMENTS	\$ 74,221,315.06
TOTAL CASH AND INVESTMENTS	\$127,404,184.04

TOTAL MARKET VALUE OF COLLATERAL PLEDGED BY PROSPERITY BANK \$ 96,921,661.24


IN ACCORDANCE with Section 114.026, Local Government Code, we, the undersigned, constituting the entire Commissioners Court of said County, certify that on the 24th day of June 2024, at the Special Session of a Regular Term of Court. We compared and examined the monthly report of Paige Foster, Treasurer of Victoria County, Texas, for May 2024, and finding the same correct, entered an order in the Minutes approving said Report.


Ben Zeller, County Judge



Danny Garcia, Commissioner Pct. 1


Jason Ohri, Commissioner Pct. 2


Gary Burns, Commissioner Pct. 3




Kenneth Sexton, Commissioner Pct. 4

SWORN TO AND SUBSCRIBED BEFORE ME, by Ben Zeller, County Judge, and County Commissioners of said Victoria County, each respectively, on this the 24th day of June, A.D., 2024.


Attest: Heidi Easley, County Clerk

FILED FOR RECORD THIS 24th Day of June A.D. 2024, and recorded on the 24th day of June, A.D. 2024.




Heidi Easley, County Clerk and
Ex-Officio Clerk of the Commissioners
Court in and for Victoria County, Texas.
By: 
Deputy Stefanie Tumlinson



MONTHLY REPORT OF

PAIGE FOSTER, COUNTY TREASURER

VICTORIA COUNTY, TEXAS

FOR THE MONTH OF MAY 2024

This report, presented for the approval of the Commissioners' Court, in accordance with Vernon's Texas Codes Annotated, Local Government Code, and Section 83.002 (a) (3), and Title 10, Chapter 2256, Government Code (Public Funds Investment Act), is true and correct to the best of my knowledge and belief, according to the records of this office.



PAIGE FOSTER
COUNTY TREASURER

VICTORIA COUNTY
INVESTMENTS ON HAND
MAY 31, 2024

FUND	DESCRIPTION	NET YIELD	MONTHLY INTEREST	INTEREST 2024	TOTAL INVESTMENT		MARKET VALUE
VICTORIA COUNTY							
	TX CLASS	5.370%	81,031.74	412,353.22	17,670,181.97	25.92%	17,670,181.97
	L.O.G.I.C. POOL	5.380%	39,421.92	160,168.31	8,602,046.90	12.62%	8,602,046.90
	CERTIFICATE OF DEPOSIT	3.472%	45,098.36	185,331.03	13,865,000.00	20.34%	13,667,333.33
	GOVERNMENT SECURITIES	5.080%		0.00	300,000.00	0.44%	297,621.00
	CASH ON HAND-COUNTY FUNDS	2.020%	40,521.63	254,289.81	27,723,299.57	40.67%	27,723,299.57
	TOTAL COUNTY FUNDS		206,073.65	1,012,142.37	68,160,528.44	100%	67,960,482.77
CITIZENS MEDICAL CENTER							
	TX CLASS	5.430%	120,516.79	662,676.69	26,280,445.72	51.76%	26,280,445.72
	L.O.G.I.C. POOL	0.000%			0.00		0.00
	CERTIFICATE OF DEPOSIT	0.000%			0.00		0.00
	CMC NURSING HOMES	2.010%	1,313.02	6,083.08	1,045,451.75	2.06%	1,045,451.75
	CASH ON HAND-CITIZENS MEDICAL CENTER	2.020%	24,026.23	104,049.84	23,445,806.30	46.18%	23,445,806.30
	TOTAL HOSPITAL FUNDS		145,856.04	772,809.61	50,771,703.77	100%	50,771,703.77
NAVIGATION DISTRICT							
	TEXAS CLASS	5.430%	35,195.18	164,713.58	7,493,640.47		7,493,640.47
	CASH ON HAND TXLC CONSTRUCTION	2.020%	76.94	794.42	41,916.90		41,916.90
	CASH ON HAND 2015 INTEREST & SINKING	2.020%	1,150.64	5,047.90	63,235.20		63,235.20
	PROMOTION AND DEVELOPMENT FUND	2.020%	605.23	2,467.50	357,569.92		357,569.92
	CASH ON HAND-2012A/B INTEREST/SINKING	2.020%	1,356.70	8,361.60	56,840.13		56,840.13
	CASH ON HAND-NAVIGATION DISTRICT	2.020%	3,881.40	4,587.57	458,749.21		458,749.21
	TOTAL NAVIGATION DISTRICT FUNDS		42,266.09	185,972.57	18,471,951.83		18,471,951.83
SUMMARY TOTAL PORTFOLIO							
	TOTAL COUNTY BANK FUNDS		40,521.63	254,289.81	27,723,299.57	21.7601%	27,723,299.57
	TOTAL HOSPITAL BANK FUNDS		25,339.25	110,132.92	24,491,258.05	19.2233%	24,491,258.05
	TOTAL NAVIGATION DISTRICT BANKFUNDS		7,070.91	21,258.99	978,311.36	0.7679%	978,311.36
	TOTAL BANK FUNDS	42%	72,931.79	385,681.72	53,192,868.98	41.75%	53,192,868.98
	CASH ON HAND - ALL FUNDS				53,192,868.98	41.75%	53,192,868.98
	PLEDGED SECURITIES - ALL FUNDS				96,921,661.24		83,836,430.19
	CERTIFICATES OF DEPOSIT	3.472%	45,098.36	185,331.03	13,865,000.00	10.88%	13,667,333.33
	MONEY MKT MUTUAL FUNDS				0.00	0.00%	0.00
	POOLS	5.4025%	276,165.63	1,399,911.80	60,046,315.06	47.13%	60,046,315.06
	GOVERNMENT SECURITIES	5.080%			300,000.00	0.24%	297,621.00
	TOTAL INVESTMENTS	58%	321,263.99	1,585,242.83	74,211,315.06	58.25%	74,011,269.39
	TOTAL PORTFOLIO INCLUDING CASH	5.325%	394,195.78	1,970,924.55	127,404,184.04	100.00%	127,204,138.37

VICTORIA COUNTY
POOL INVESTMENTS
MAY 2024

	BEGIN BALANCE	RATE	CONTRIBUTIONS	WITHDRAWALS	INTEREST	END BALANCE	INTEREST YR TO DATE 2024
COUNTY							
LOGIC COUNTY	\$ 8,562,624.98	5.42%			\$ 39,421.92	\$ 8,602,046.90	\$ 160,168.31
TEXAS CLASS County	\$ 11,341,555.70	5.43%			\$ 52,249.68	\$ 11,393,805.38	\$ 243,259.96
TEXAS CLASS County GOV	\$ 1,161.81	5.26%			\$ 5.23	\$ 1,167.04	\$ 14,415.16
TEXAS CLASS COB 2023	\$ 6,246,432.72	5.43%			\$ 28,776.83	\$ 6,275,209.55	\$ 154,678.10
TOTAL		5.38%	\$ -	\$ -	\$ 120,453.66	\$ 26,272,228.87	\$ 572,521.53
Texas class	average interest	5.37%			\$ 81,031.74	\$ 17,670,181.97	\$ 412,353.22
HOSPITAL							
TEXAS CLASS CMC	\$ 26,159,928.93	5.43%			\$ 120,516.79	\$ 26,280,445.72	\$ 662,676.69
TEXAS CLASS CMC GOV	\$ -				\$ -	\$ -	\$ 4,422.24
					\$ 120,516.79	\$ 26,280,445.72	\$ 667,098.93
NAVAGATION							
Texas Class Op Fund	\$ 4,990,369.79	5.43%		\$ 150,000.00	\$ 22,945.73	\$ 4,863,315.52	\$ 114,637.72
Texas Class Const Fund	\$ 2,688,075.50	5.43%		\$ 70,000.00	\$ 12,249.45	\$ 2,630,324.95	\$ 50,075.86
TOTAL		5.43%			\$ 35,195.18	\$ 7,493,640.47	\$ 164,713.58
		5.41%		TOTAL	\$ 276,165.63	\$ 60,046,315.06	\$ 1,404,334.04
							\$ 1,404,334.04

CD INVESTMENTS GENERAL FUND

PERIOD ENDING 5/31/2024

ISSUER	CUSIP	BROKER	TERM	% EARN	BOOK VALUE	SETTLE	MATURE	MKT PRICE	MARKET VALUE
2024									
TRUSTONE FINL CR UN PLYMOUTH	89841MAC1	MBS	36	3.100%	\$ 249,000.00	6/29/2022	7/1/2024	99.811	\$ 248,529.39
UNITED HERITAGE CR	91334AAK9	MBS	18	5.200%	\$ 248,000.00	3/21/2023	9/23/2024	99.945	\$ 247,863.60
MORGAN STANLEY BANK NA	61773TDL4	MBS	30	2.370%	\$ 245,000.00	4/20/2022	10/18/2024	98.847	\$ 242,175.15
BANKERS BANK (23537)	06610RBQ1	MBS	30	2.530%	\$ 247,000.00	5/6/2022	11/6/2024	98.763	\$ 243,944.61
METRO (66364)	59161YAQ9	MBS	30	2.880%	\$ 249,000.00	5/20/2022	11/20/2024	98.815	\$ 246,049.35
CITY NATIONAL BANK (17281)	178180GR0	MBS	24	4.860%	\$ 244,000.00	11/23/2022	11/25/2024	99.742	\$ 243,370.48
ISRAEL DISCOUNT BANK (19977)	465076UD7	MBS	24	4.860%	\$ 244,000.00	11/25/2022	11/25/2024	99.691	\$ 243,246.04
BANKUNITED NA	066519RV3	MBS	36	0.970%	\$ 249,000.00	12/8/2021	12/9/2024	97.721	\$ 243,325.29
CAPITAL ONE NA	14042RQL8	MBS	36	0.810%	\$ 249,000.00	12/8/2021	12/9/2024	97.662	\$ 243,178.38
AMERICAN FRIST CU	02616AAP4	MBS	36	1.020%	\$ 249,000.00	12/30/2021	12/30/2024	97.494	\$ 242,760.06
FIRST NATIONAL BANK OF AMERICA	32110YVB8	MBS	36	0.920%	\$ 249,000.00	12/30/2021	12/30/2024	97.437	\$ 242,618.13
2025									
TEXAS EXCHANGE BANK	88241TNG1	MBS	36	1.380%	\$ 249,000.00	2/4/2022	2/4/2025	97.335	\$ 242,364.15
BEAL BANK	07371AWRO	MBS	36	1.280%	\$ 249,000.00	2/9/2022	2/5/2025	97.284	\$ 242,237.16
AMERANT BANK NA	02357QAR8	MBS	36	1.690%	\$ 249,000.00	2/28/2022	2/28/2025	97.302	\$ 242,281.98
AMERICAN EXPRESS NATL BANK	02589ABM3	MBS	36	1.840%	\$ 247,000.00	3/3/2022	3/3/2025	97.361	\$ 240,481.67
BARCLAYS BANK	06740KPE1	MBS	36	1.740%	\$ 247,000.00	3/16/2022	3/17/2025	97.160	\$ 239,985.20
GOLDMAN SACHS BANK USA 6 MONTH CALLABLE	38179M3A9	MBS	36	1.950%	\$ 249,000.00	3/16/2022	3/17/2025	97.306	\$ 242,291.94
LAFAYETTE FEDERAL CU	50625LAY9	MBS	36	2.250%	\$ 249,000.00	3/30/2022	3/31/2025	97.453	\$ 242,657.97
SYNCHRONY BANK	87165FJ47	MBS	36	2.200%	\$ 247,000.00	3/31/2022	3/31/2025	97.402	\$ 240,582.94
POPULAR BANK	73317AAV4	MBS	36	2.150%	\$ 247,000.00	4/6/2022	4/7/2025	97.319	\$ 240,377.93
BMW BANK OF NA	05580AL85	MBS	36	2.560%	\$ 247,000.00	4/8/2022	4/8/2025	97.626	\$ 241,136.22
JPMORGAN CHASE BANK NA	48128WPG4	MBS	36	2.560%	\$ 247,000.00	4/8/2022	4/8/2025	97.626	\$ 241,136.22
LEADER BANK NA	52168UHY1	MBS	36	2.610%	\$ 246,000.00	4/22/2022	4/22/2025	97.572	\$ 240,027.12
AMERICU	03065QAD0	MBS	36	2.560%	\$ 249,000.00	4/27/2022	4/28/2025	97.499	\$ 242,772.51
DISCOVER BANK (5649)	254673C46	MBS	36	2.910%	\$ 246,000.00	5/4/2022	5/5/2025	97.746	\$ 240,455.16
GENERATIONS BANK	37149CAS6	MBS	36	3.010%	\$ 247,000.00	5/6/2022	5/6/2025	97.845	\$ 241,677.15
CAPITAL ONE BANK USA NT (33954)	14042TGE1	MBS	36	3.160%	\$ 246,000.00	5/18/2022	5/19/2025	97.897	\$ 240,826.62
BRIDGEWATER BANK (58210)	108622MG3	MBS	36	2.810%	\$ 249,000.00	5/18/2022	5/19/2025	97.582	\$ 242,979.18
INSTIUTION FOR SAVINGS (90250)	45780PBL8	MBS	36	3.160%	\$ 247,000.00	5/20/2022	5/20/2025	97.906	\$ 241,827.82
CONNEXUS (66538)	20825WAT7	MBS	36	3.060%	\$ 249,000.00	5/26/2022	5/27/2025	97.793	\$ 243,504.57
CARTER FED CR UN	14622LAC6	MBS	36	3.070%	\$ 247,000.00	6/22/2022	6/23/2025	97.641	\$ 241,173.27
BMO HARRIS BANK NATL	05600XGK0	MBS	36	3.270%	\$ 245,000.00	6/24/2022	6/24/2025	97.837	\$ 239,700.65

CD INVESTMENTS GENERAL FUND

PERIOD ENDING 5/31/2024

ISSUER	CUSIP	BROKER	TERM	% EARN	BOOK VALUE	SETTLE	MATURE	MKT PRICE	MARKET VALUE	Coupo
MERTRUST FED CR UN	59001PAR0	MBS	36	3.270%	\$ 249,000.00	6/29/2022	6/30/2025	97.815	\$ 243,559.35	1AM
MACHIAS SVGS BK	554479EM3	MBS	30	4.290%	\$ 249,000.00	2/9/2023	8/8/2025	98.844	\$ 246,121.56	1AM
BANK OF WISCONSIN DELLS (15136)	065847FC4	MBS	34	4.540%	\$ 249,000.00	11/28/2022	9/29/2025	99.077	\$ 246,701.73	1AM
SPOKANE TEACHERS CR UN (68203)	849061AA4	MBS	36	5.010%	\$ 248,000.00	11/23/2022	11/24/2025	99.740	\$ 247,355.20	1AM
KEMBRA FINAANCIAL (61623)	48836LAX0	MBS	36	5.200%	\$ 248,000.00	11/23/2022	11/24/2025	99.987	\$ 247,967.76	1AM
ROGUE CR (68660)	77535MAD5	MBS	36	5.100%	\$ 248,000.00	11/25/2022	11/25/2025	99.870	\$ 247,677.60	1AM
AUSTIN TELCO FED CR UN (4584)	052392CD7	MBS	36	5.010%	\$ 248,000.00	11/28/2022	11/28/2025	99.729	\$ 247,327.92	1AM
FIRST TECHNOLOGY FED	33715L-FM-7	MBS	30	5.150%	\$ 248,000.00	6/30/2023	12/30/2025	99.974	\$ 247,935.52	1AM
2026										
BRENTWOOD BK	107219BP1	AMB	33	4.700%	\$ 249,000.00	4/18/2024	1/16/2026	99.238	\$ 247,102.62	1AM
LIBERTY FIRST CR UN	530520AF2	MBS	36	4.540%	\$ 249,000.00	2/3/2023	2/3/2026	98.981	\$ 246,462.69	1AM
FIRST UTD BK &TR	33742CCQ8	MBS	36	4.310%	\$ 249,000.00	3/8/2023	2/9/2026	98.575	\$ 245,451.75	1AM
SANDY SPRINGS BK	800364EX5	MBS	36	4.910%	\$ 244,000.00	3/14/2023	3/16/2026	99.599	\$ 243,021.56	3,9
BANK OF America na	06051XCQ3	AMB	24	4.800%	\$ 244,000.00	4/18/2024	4/20/2026	99.422	\$ 242,589.68	10,4
FLAGSTAR BANK NA (32541)	33847GHG0	MBS	24	5.000%	\$ 243,000.00	5/23/2024	5/22/2026	99.841	\$ 242,613.63	
DORT FINL CR UN	25844MBE7	MBS	36	5.040%	\$ 246,000.00	6/28/2023	6/29/2026	100.013	\$ 246,031.98	1AM
B1bank	098079BG0	MBS	30	4.680%	\$ 249,000.00	3/18/2024	9/15/2026	99.224	\$ 247,067.76	1AM
NICOLET NATL BK	654062LW6	MBS	30	4.820%	\$ 249,000.00	4/30/2024	10/30/2026	99.576	\$ 247,944.24	1AM
ALLIANT CR UN CHICAGO	01882MAJ1	MBS	36	5.520%	\$ 248,000.00	11/20/2023	11/20/2026	101.447	\$ 251,588.56	
2027										
OREGON CMNTY CR UN	68584JAP4	MBS	36	4.360%	\$ 249,000.00	2/9/2024	2/9/2027	98.403	\$ 245,023.47	
UNIVEST BANK &TRUST	91527PCJ4	MBS	36	4.630%	\$ 249,000.00	3/13/2024	3/15/2027	99.15	\$ 246,883.50	1AM
CARTER BANK & TRUST	146102AN8	MBS	36	4.630%	\$ 249,000.00	3/20/2024	3/22/2027	99.154	\$ 246,893.46	1AM
MOUNTAIN COMM BK	62400PKT6	AMB	36	4.600%	\$ 244,000.00	4/15/2024	4/15/2027	98.762	\$ 240,979.28	10,4
WELLS FARGO BK N A (3511)	949764NJ9	MBS	36	4.850%	\$ 248,000.00	5/14/2024	5/14/2027	99.895	\$ 247,739.60	1AM
THE RIDDLE NATIONAL BANK (4318)	765667AEO	MBS	36	4.720%	\$ 249,000.00	5/30/2024	6/1/2027	99.500	\$ 247,755.00	
		TOTAL		3.47%	13,865,000.00			98.576	\$ 13,667,333.33	

CD INVESTMENTS GENERAL FUND

PERIOD ENDING 5/31/2024

ISSUER	CUSIP	BROKER	TERM	% EARN	BOOK VALUE	SETTLE	MATURE	MKT PRICE	MARKET VALUE	Coupo
		MBS		3.32%	\$ 13,128,000.00			98.47	\$ 12,936,661.75	
		AMB		4.70%	\$ 737,000.00			99.14	\$ 730,671.58	
					\$13,865,000.00				\$13,667,333.33	
INTEREST						MONTH	YEAR TO DATE			
						\$ 45,098.36	\$ 185,331.03			
MATURED AND REPLACED										
PRIMEWAY FCU (2131)	741600AP5	MBS	24	2.450%	\$ 249,000.00	5/6/2022	5/6/2024	99.953	\$ 248,882.97	
UBS BANK (57565)	90348J3B4	MBS	24	2.850%	\$ 249,000.00	5/11/2022	5/13/2024	99.913	\$ 248,783.37	
AMERICAN NATL BANK (26499)	02769QDV8	MBS	24	2.200%	\$ 249,000.00	5/13/2022	5/13/2024	99.890	\$ 248,726.10	
JOHN MARSHALL BANK (58243)	47804GHR7	MBS	24	2.500%	\$ 249,000.00	5/13/2022	5/13/2024	99.901	\$ 248,753.49	
					\$996,000.00				\$ 995,145.93	
FLAGSTAR BANK NA (32541)	33847GHG0	MBS	24	5.000%	\$ 243,000.00	5/23/2024	5/22/2026	99.841	\$ 242,613.63	
WELLS FARGO BK N A (3511)	949764NJ9	MBS	36	4.850%	\$ 248,000.00	5/14/2024	5/14/2027	99.895	\$ 247,739.60	
THE RIDDLE NATIONAL BANK (4318)	765667AEO	MBS	36	4.700%	\$ 249,000.00	5/30/2024	6/1/2027	99.500	\$ 247,755.00	
DMB COMMUNITY BANK (14769)	23322GW45	MBS	30	4.600%	\$ 249,000.00	6/6/2024	12/4/2026		\$ -	

AGENCY BONDS

MAY 2024

6/11/2024

ISSUER/ TYPE	CUSIP	BROKER	TERM	INITIAL RATE	AMOUNT	SETTLE	MATURE	CALL/ FREQ	Mrkt \$	MRKT VALUE	1ST CALL	RATE
Federal Farm CB/FIXED	3133EP5L5	MBS	3YR	5.10%	300,000.00	3/18/2024	3/18/2027	YES/1YR/M	99.457	298,371.00	3/18/2025	5.08
					300,000.00					298,371.00		

CALLABLE/ 1ST CALLABLE/ HOWOFTEN CALLABLE

YES/NO

6M = 6 MONTHS

1YR= 1 YEAR

M= MONTHLY CALLABLE (AMERICAN)

CASH & INVESTMENTS BY FUND

AS OF: MAY 31ST, 2024

MAY 31ST, 2024

FUND	ACCT. NO.	ACCOUNT NAME	CASH	INVESTMENTS
CPS/PH INFRAST 4/23-11/27				
=====				
809	101-2000	CLAIM ON CASH-CPS/PH INFRAST 4	(15,081.92)	
TOTAL 809-CPS/PH INFRAST 4/23-11/27			(15,081.92)	0.00
VICTORIA WIC PROGRAM				
=====				
810	101-2000	CLAIM ON CASH-WIC PROGRAM	(100,518.33)	
TOTAL 810-VICTORIA WIC PROGRAM			(100,518.33)	0.00
FLEXIBLE BENEFITS PLAN				
=====				
870	101-2000	CASH-FLEX BEN-DENTAL,LIFE,VSN	29,206.27	
870	101-3000	CASH IN BANK/PROSPERITY BANK	123,822.90	
TOTAL 870-FLEXIBLE BENEFITS PLAN			153,029.17	0.00
LEOSE FUND				
=====				
880	101-2000	CLAIM ON CASH-LEOSE FUND	66,958.38	
TOTAL 880-LEOSE FUND			66,958.38	0.00
TOTAL CASH AND INVESTMENTS			53,772,868.11	40,686,228.87

005
 2,653,850*
 14,114,000.000+
 300,000.00 +
 8,602,046.90 +
 11,394,972.42 +
 6,275,209.55 +
 005
 40,686,228.87 *
 005
 40,686,228.870*
 000
 0.00 *
 53,772,868.110+
 26,049,568.54 -
 002
 27,723,299.57 *
 002
 27,723,299.570*
 000
 0.00 *

*** END OF REPORT ***

Pooled Cash	(26,049,568.54)	
	<u>27,723,299.57</u>	<u>40,686,228.87</u>

CASH & INVESTMENTS BY FUND

AS OF: MAY 31ST, 2024

FUND	ACCT. NO.	ACCOUNT NAME	CASH	INVESTMENTS
POOLED CASH - APCA				
=====				
001	101-2000	POOLED CASH	26,049,568.54	
001	101-2005	POOLED CASH-PAYROLL	0.00	
TOTAL 001-POOLED CASH - APCA			26,049,568.54	0.00
GENERAL FUND				
=====				
100	101-2000	CLAIM ON CASH-GENERAL FUND	3,301,049.77	
100	101-3000	VC CREDIT CARD CLEARING ACCT	123,344.03	
100	101-3010	VC ANIMAL SERVICES ACCT	121.53	
100	151-1003	CERTIFICATE OF DEPOSIT		14,114,000.00
100	151-1004	GOVERNMENT AGENCIES		300,000.00
100	151-1005	LOCAL GOVT. INVEST. COOP.		8,602,046.90
100	151-1007	TEXAS COOPERATIVE LIQUID ASSET		11,394,972.42
TOTAL 100-GENERAL FUND			3,424,515.33	34,411,019.32
EMERGENCY MGMT				
=====				
108	101-2000	CLAIM ON CASH-EMER MGMT	(319,006.45)	
TOTAL 108-EMERGENCY MGMT			(319,006.45)	0.00
LEPC FUND				
=====				
109	101-2000	CLAIM ON CASH-LEPC	16,473.96	
TOTAL 109-LEPC FUND			16,473.96	0.00
J. P. SPECIAL FUND				
=====				
110	101-2000	CLAIM ON CASH-J.P. SPECIAL FD	667.15	
TOTAL 110-J.P. SPECIAL FUND			667.15	0.00
COURT-INITIATED GUARDIANS				
=====				
117	101-2000	CLAIM ON CASH-COURT INITIATED	13,648.71	
TOTAL 117-COURT-INITIATED GUARDIANS			13,648.71	0.00

CASH & INVESTMENTS BY FUND

AS OF: MAY 31ST, 2024

MAY 31ST, 2024

FUND ACCT. NO.	ACCOUNT NAME	CASH	INVESTMENTS
COUNTY JURY FUND			
=====			
118 101-2000	CLAIM ON CASH-COUNTY JURY FUND	11,058.34	
		-----	-----
	TOTAL 118-COUNTY JURY FUND	11,058.34	0.00
		-----	-----
CO CLERK ARCHIVE FEE FD			
=====			
119 101-2000	CLAIM ON CASH-CO CLK ARCHIVE	67,223.91	
		-----	-----
	TOTAL 119-CO CLERK ARCHIVE FEE FD	67,223.91	0.00
		-----	-----
RECORDS MANAGEMENT FUND			
=====			
120 101-2000	CLAIM ON CASH-RECORD MGMT	277,032.26	
		-----	-----
	TOTAL 120-RECORDS MANAGEMENT FUND	277,032.26	0.00
		-----	-----
COURTHOUSE SECURITY FUND			
=====			
121 101-2000	CLAIM ON CASH-CRTHSE SECURITY	160,125.46	
		-----	-----
	TOTAL 121-COURTHOUSE SECURITY FUND	160,125.46	0.00
		-----	-----
JUSTICE CT BLDG SECURITY			
=====			
122 101-2000	CLAIM ON CASH-JP CRT BLD SECUR	31,472.15	
		-----	-----
	TOTAL 122-JUSTICE CT BLDG SECURITY	31,472.15	0.00
		-----	-----
DIST. CLERK RECORDS MGMT			
=====			
123 101-2000	CLAIM ON CASH-DIST CLK REC MGT	61,621.83	
		-----	-----
	TOTAL 123-DIST. CLERK RECORD MGMT	61,621.83	0.00
		-----	-----
CO CLERK OF THE COURT			
=====			
124 101-2000	CLAIM ON CASH-CO CLERK OF COUR	104,013.68	
		-----	-----
	TOTAL 124-CO CLERK OF THE COURT	104,013.68	0.00
		-----	-----

CASH & INVESTMENTS BY FUND

AS OF: MAY 31ST, 2024

MAY 31ST, 2024

FUND ACCT. NO.	ACCOUNT NAME	CASH	INVESTMENTS
DIST CLERK OF THE COURT			
=====			
125 101-2000	CLAIM ON CASH-DIST CLRK OF CRT	85,587.78	
		-----	-----
TOTAL 125-DIST CLERK OF THE COURT		85,587.78	0.00
		-----	-----
COURT REPORTER SERVICE			
=====			
126 101-2000	CLAIM ON CASH-CRT REPORTER SRV	21,437.29	
		-----	-----
TOTAL 126-COURT REPORTER SERVICE		21,437.29	0.00
		-----	-----
COURT FACILITY FEE FUND			
=====			
127 101-2000	CLAIM ON CASH-CRT FACILITY FEE	55,992.34	
		-----	-----
TOTAL 127-COURT FACILITY FEE FUND		55,992.34	0.00
		-----	-----
CDBG-DR LOCAL BUYOUT			
=====			
128 101-2000	CLAIM ON CASH-CDBG-DR LOCAL BU	0.00	
		-----	-----
TOTAL 128-CDBG-DR LOCAL BUYOUT		0.00	0.00
		-----	-----
LANGUAGE ACCESS FUND			
=====			
129 101-2000	CLAIM ON CASH-LANGUAGE ACCESS	24,705.22	
		-----	-----
TOTAL 129-LANGUAGE ACCESS FUND		24,705.22	0.00
		-----	-----
PATRIOT PARK DONATION FD			
=====			
140 101-2000	CLAIM ON CASH-PATRIOT PRK DON	1,709.02	
		-----	-----
TOTAL 140-PATRIOT PARK DONATION FD		1,709.02	0.00
		-----	-----
OPIOID SETTLEMENT FUND			
=====			
145 101-2000	CLAIM ON CASH-OPIOID SETTLEMEN	195,327.98	
		-----	-----
TOTAL 145-OPIOID SETTLEMENT FUND		195,327.98	0.00
		-----	-----

CASH & INVESTMENTS BY FUND

AS OF: MAY 31ST, 2024

MAY 31ST, 2024

FUND	ACCT. NO.	ACCOUNT NAME	CASH	INVESTMENTS
SHERIFF'S SPECIAL FUND				
=====				
150	101-2000	CLAIM ON CASH-SHERIFFS SPECIAL	42,949.45	
150	101-3000	PROPERTY TAX SALE ACCOUNT	50.92	
TOTAL 150-SHERIFF'S SPECIAL FUND			43,000.37	0.00

CONSTABLE'S SPECIAL FUND				
=====				
155	101-2000	CLAIM ON CASH-CONSTABLES SPEC	0.00	
TOTAL 155-CONSTABLE'S SPECIAL FUND			0.00	0.00

CLERK'S SPECIAL FUND				
=====				
160	101-2000	CLAIM ON CASH-CLERKS SPECIAL	25,530.95	
TOTAL 160-CLERK'S SPECIAL FUND			25,530.95	0.00

AMERICAN RESCUE PLAN				
=====				
190	101-2000	CLAIM ON CASH-AMERICAN RESCUE	5,200,457.50	
TOTAL 190-AMERICAN RESCUE PLAN			5,200,457.50	0.00

DR-4586 2021 WINTER WEATH				
=====				
191	101-2000	CLAIM ON CASH-DR-4586 2021 WIN	0.00	
TOTAL 191-DR-4586 2021 WINTER WEATH			0.00	0.00

COVID19				
=====				
192	101-2000	CLAIM ON CASH-COVID19	701,116.80	
TOTAL 192-COVID19			701,116.80	0.00

HMGP DR-4485 JUV GENERATO				
=====				
193	101-2000	CLAIM ON CASH-HMGP DR-4485 JUV	0.00	
TOTAL 193-HMGP DR-4485 JUV GENERATO			0.00	0.00

CASH & INVESTMENTS BY FUND

AS OF: MAY 31ST, 2024

MAY 31ST, 2024

FUND	ACCT. NO.	ACCOUNT NAME	CASH	INVESTMENTS
GULF/MEXICO ENERGY SEC				
=====				
195	101-2000	CLAIM ON CASH-GULF MEXICO ENGY	1,207,298.98	
			-----	-----
TOTAL 195-GULF/MEXICO ENERGY SEC.			1,207,298.98	0.00
			-----	-----
HMGP DR-4485 RGNL EMERGNC				
=====				
196	101-2000	CLAIM ON CASH-HMGP DR-4485 RGN	0.00	
			-----	-----
TOTAL 196-HMGP DR-4485 RGNL EMERGNC			0.00	0.00
			-----	-----
FEMA HAZARD MIT FUND				
=====				
197	101-2000	CLAIM ON CASH-FEMA HAZARD MIT	(233,792.20)	
			-----	-----
TOTAL 197- FEMA HAZARD MIT. FD			(233,792.20)	0.00
			-----	-----
HURRICANE HARVEY DR#4332				
=====				
198	101-2000	CLAIM ON CASH-HURRICANE HARVEY	0.00	
198	101-3000	CLAIM ON CASH/GRANT FUND	0.00	
			-----	-----
TOTAL 198-HURRICANE HARVEY DR#4332			0.00	0.00
			-----	-----
TXDOT MCCOY RD RECONST				
=====				
199	101-2000	CLAIM ON CASH-TXDOT MCCOY RD	327,336.14	
			-----	-----
TOTAL 199-TXDOT MCCOY RD RECONST			327,336.14	0.00
			-----	-----
ROAD AND BRIDGE FUND/PCT				
=====				
201	101-2000	CLAIM ON CASH-R&B PCT #1	1,310,622.39	
			-----	-----
TOTAL 201-ROAD & BRIDGE FUND PCT 1			1,310,622.39	0.00
			-----	-----
ROAD AND BRIDGE FUND/PCT				
=====				
202	101-2000	CLAIM ON CASH-R&B PCT #2	2,251,942.76	
			-----	-----
TOTAL 202-ROAD & BRIDGE FUND PCT 2			2,251,942.76	0.00
			-----	-----

CASH & INVESTMENTS BY FUND

AS OF: MAY 31ST, 2024

MAY 31ST, 2024

FUND ACCT. NO.	ACCOUNT NAME	CASH	INVESTMENTS
ROAD AND BRIDGE FUND/PCT =====			
203 101-2000	CLAIM ON CASH-R&B PCT #3	1,494,891.46	
TOTAL 203-ROAD & BRIDGE FUND PCT 3		1,494,891.46	0.00
ROAD AND BRIDGE FUND/PCT =====			
204 101-2000	CLAIM ON CASH-R&B PCT #4	1,666,568.27	
TOTAL 204-ROAD & BRIDGE FUND PCT 4		1,666,568.27	0.00
CTIF GRANT FUND =====			
210 101-2000	CLAIM ON CASH-CTIF	0.00	
TOTAL 210-CTIF GRANT FUND		0.00	0.00
CAPITAL CREDITS FUND =====			
215 101-2000	CLAIM ON CASH-CAPITAL CREDITS	140,043.80	
TOTAL 215-CAPITAL CREDITS FUND		140,043.80	0.00
JUVENILE RESTITUTION =====			
221 101-2000	CLAIM ON CASH-JUVEN.RESTITUT.	1,601.44	
TOTAL 221-JUVENILE RESTITUTION		1,601.44	0.00
JUVENILE PROBATION FUND =====			
231 101-2000	CLAIM ON CASH-JUVEN PROBAT.	288,685.04	
TOTAL 231-JUVENILE PROBATION FD		288,685.04	0.00
DRUG COURTS PROGRAMS =====			
240 101-2000	CLAIM ON CASH-DRUG CRT PROG	132.73	
TOTAL 240-DRUG COURTS PROGRAM		132.73	0.00

CASH & INVESTMENTS BY FUND

AS OF: MAY 31ST, 2024

MAY 31ST, 2024

FUND	ACCT. NO.	ACCOUNT NAME	CASH	INVESTMENTS
24TH JUDICIAL DIST PROB				
=====				
241	101-2000	CLAIM ON CASH-24 JUD DIST PROB	0.00	
			-----	-----
		TOTAL 241-24TH JUDICIAL DIST. PROB	0.00	0.00
			-----	-----
COUNTY SPECIALTY COURT				
=====				
245	101-2000	CLAIM ON CASH-CNTY SPECIALTY	971.63	
			-----	-----
		TOTAL 245-COUNTY SPECIALTY COURT	971.63	0.00
			-----	-----
LOCAL TRUANCY PREVENTION				
=====				
280	101-2000	CLAIM ON CASH-LOCAL TRUANCY	43,853.33	
			-----	-----
		TOTAL 280-LOCAL TRUANCY PREVENTIONS	43,853.33	0.00
			-----	-----
JUSTICE TECHNOLOGY FUND				
=====				
281	101-2000	CLAIM ON CASH-JUSTICE TECH.	8,708.23	
			-----	-----
		TOTAL 281-JUSTICE TECHNOLOGY FD.	8,708.23	0.00
			-----	-----
FAMILY PROTECTION FEE FD				
=====				
282	101-2000	CLAIM ON CASH-FAM PROTECT FEE	848.02	
			-----	-----
		TOTAL 282-FAMILY PROTECTION FEE FD	848.02	0.00
			-----	-----
CO/DIST TECHNOLOGY FD				
=====				
283	101-2000	CLAIM ON CASH-CO/DIST TECHNOL	14,150.65	
			-----	-----
		TOTAL 283-CO/DIST TECHNOLOGY FD	14,150.65	0.00
			-----	-----
CHILD ABUSE PREVENTION				
=====				
286	101-2000	CLAIM ON CASH-CHILD ABUSE PRV	318.75	
			-----	-----
		TOTAL 286-CHILD ABUSE PREVENTION	318.75	0.00
			-----	-----

CASH & INVESTMENTS BY FUND

AS OF: MAY 31ST, 2024

MAY 31ST, 2024

FUND ACCT. NO.	ACCOUNT NAME	CASH	INVESTMENTS
RURAL SHERIFF OFC SALARY			
=====			
288 101-2000	CLAIM ON CASH-RURAL SHERIFF OF	262,058.58	
		-----	-----
TOTAL 288-RURAL SHERIFF OFC SALARY		262,058.58	0.00
		-----	-----
RURAL PROSECUTOR OFC SALA			
=====			
289 101-2000	CLAIM ON CASH-RURAL PROSECUTOR	207,362.52	
		-----	-----
TOTAL 289-RURAL PROSECUTOR OFC SALA		207,362.52	0.00
		-----	-----
CDA PROCESSING FEE FUND			
=====			
300 101-2000	CLAIM ON CASH-CDA PROCESS FEE	9,824.69	
		-----	-----
TOTAL 300-CDA PROCESSING FEE FUND		9,824.69	0.00
		-----	-----
BOND FORFEITURE COMM			
=====			
301 101-2000	CLAIM ON CASH-BOND FORFEITURE	39,171.47	
		-----	-----
TOTAL 301-BOND FORFEITURE COMM		39,171.47	0.00
		-----	-----
CDA STATE JUDICIARY FUND			
=====			
302 101-2000	CLAIM ON CASH-CDA STATE JUD.	7,989.33	
		-----	-----
TOTAL 302-CDA STATE JUDICIARY FUND		7,989.33	0.00
		-----	-----
PRETRIAL INTERVENTION			
=====			
303 101-2000	CLAIM ON CASH-PRETRIAL INTERV	61,680.39	
		-----	-----
TOTAL 303-PRETRIAL INTERVENTION		61,680.39	0.00
		-----	-----
VICTORIA CNTY CARE COURT			
=====			
304 101-2000	CLAIM ON CASH-CARE COURT	4,516.91	
		-----	-----
TOTAL 304-VICTORIA CNTY CARE COURT		4,516.91	0.00
		-----	-----

CASH & INVESTMENTS BY FUND

AS OF: MAY 31ST, 2024

MAY 31ST, 2024

FUND	ACCT. NO.	ACCOUNT NAME	CASH	INVESTMENTS
CDA VICTIMS ASSISTANCE GR				
=====				
305	101-2000	CLAIM ON CASH-CDA VICTIMS ASST	(13,267.32)	
			-----	-----
TOTAL 305-CDA VICTIMS ASSIST GRANT			(13,267.32)	0.00
			-----	-----
VICTIM COORD/LIASON GNT				
=====				
306	101-2000	CLAIM ON CASH-SO VICT COORD	(10,781.49)	
			-----	-----
TOTAL 306-VICTIM COORD/LIASON GNT			(10,781.49)	0.00
			-----	-----
SCAAP PROGRAM				
=====				
307	101-2000	CLAIM ON CASH-SCAAP PROGRAM	0.00	
			-----	-----
TOTAL 307-SCAAP PROGRAM			0.00	0.00
			-----	-----
TEXAS VINE GRANT				
=====				
308	101-2000	CLAIM ON CASH-TX VINE GRANT	(4,507.60)	
			-----	-----
TOTAL 308-TEXAS VINE GRANT			(4,507.60)	0.00
			-----	-----
4/H ACTIVITY CENTER				
=====				
310	101-2000	CLAIM ON CASH-4/H ACTIVITY CNT	4,663.78	
			-----	-----
TOTAL 310-4/H ACTIVITY CENTER			4,663.78	0.00
			-----	-----
AIRPORT FUND				
=====				
321	101-2000	CLAIM ON CASH-AIRPORT FUND	518,759.80	
321	101-3000	CASH IN BANK/AIRPORT DRAFTING	618,740.68	
321	151-1000	TREASURY BILLS		0.00
321	151-1001	TEXPOOL INVESTMENTS		0.00
321	151-1005	LOCAL GOVT. INVEST COOP		0.00
			-----	-----
TOTAL 321-AIRPORT FUND			1,137,500.48	0.00
			-----	-----

CASH & INVESTMENTS BY FUND

AS OF: MAY 31ST, 2024

MAY 31ST, 2024

FUND	ACCT. NO.	ACCOUNT NAME	CASH	INVESTMENTS
AIRPORT GRANT FUND				
=====				
322	101-2000	CLAIM ON CASH-AIRPORT GRANT	(29,694.00)	
			-----	-----
TOTAL 322-AIRPORT GRANT FUND			(29,694.00)	0.00
			-----	-----
AIRPORT CAPITAL PROJECTS				
=====				
323	101-2000	CLAIM ON CASH-AIRP CAPITAL PRO	900.78	
			-----	-----
TOTAL 323-AIRPORT CAPITAL PROJECTS			900.78	0.00
			-----	-----
SPECIAL SERVICE FUND				
=====				
330	101-2000	CLAIM ON CASH-SPECIAL SERVICE	712,249.31	
			-----	-----
TOTAL 330-SPECIAL SERVICE FUND			712,249.31	0.00
			-----	-----
JAG-REG TASK FORCE APPREH				
=====				
331	101-2000	CLAIM ON CASH-JAG REG TASK FOR	0.00	
			-----	-----
TOTAL 331-JAG-REG TASK FORCE APPREH			0.00	0.00
			-----	-----
OOG FY 2020 CESF				
=====				
332	101-2000	CLAIM ON CASH-OOG FY2020 CESF	0.00	
			-----	-----
TOTAL 332-OOG FY 2020 CESF			0.00	0.00
			-----	-----
BJA FY 2020 CESF				
=====				
333	101-2000	CLAIM ON CASH-BJA FY 2020 CESF	0.00	
			-----	-----
TOTAL 333-BJA FY 2020 CESF			0.00	0.00
			-----	-----
SWB RURAL LAW ENFORCEMENT				
=====				
334	101-2000	CLAIM ON CASH-SWB RURAL LAW EN	0.00	
			-----	-----
TOTAL 334-SWB RURAL LAW ENFORCEMENT			0.00	0.00
			-----	-----

CASH & INVESTMENTS BY FUND

AS OF: MAY 31ST, 2024

MAY 31ST, 2024

FUND ACCT. NO.	ACCOUNT NAME	CASH	INVESTMENTS
OPERATION LONE STAR GRANT			
=====			
335 101-2000	CLAIM ON CASH-OPERATION LONE S	(66,861.58)	
		-----	-----
	TOTAL 335-OPERATION LONE STAR GRANT	(66,861.58)	0.00
		-----	-----
STONEGARDEN GRANT			
=====			
336 101-2000	CLAIM ON CASH-STONEGARDEN GNT	(82,676.96)	
		-----	-----
	TOTAL 336-STONEGARDEN 2010SST0-0008	(82,676.96)	0.00
		-----	-----
JAG-LESS LETHAL FORCE			
=====			
337 101-2000	CLAIM ON CASH-JAG LESS LETHAL	0.00	
		-----	-----
	TOTAL 337-JAG-LESS LETHAL FORCE	0.00	0.00
		-----	-----
CLICK IT OR TICKET			
=====			
338 101-2000	CLAIM ON CASH-GCRPC 9-1-1	17,767.24	
		-----	-----
	TOTAL 338-GCRPC - 9-1-1 ALLOCATION	17,767.24	0.00
		-----	-----
BYRNE JAG PROGRAM			
=====			
339 101-2000	CLAIM ON CASH-BYRNE JAG PROG	0.00	
		-----	-----
	TOTAL 339-BYRNE JAG PROGRAM	0.00	0.00
		-----	-----
HIGH INTENSITY DRUG TRAF			
=====			
340 101-2000	CLAIM ON CASH-HIGH INTENSITY	(20,142.14)	
		-----	-----
	TOTAL 340-HIGH INTENSITY DRUG TRAFF	(20,142.14)	0.00
		-----	-----
BODY WORN CAMERA PROG			
=====			
342 101-2000	CLAIM ON CASH-BODY WORN CAMERA	0.00	
		-----	-----
	TOTAL 342-BODY WORN CAMERA PROG	0.00	0.00
		-----	-----

CASH & INVESTMENTS BY FUND

AS OF: MAY 31ST, 2024

MAY 31ST, 2024

FUND ACCT. NO.	ACCOUNT NAME	CASH	INVESTMENTS
RIFLE REST BODY ARM GNT			
=====			
343 101-2000	CLAIM ON CASH-RIFLE RESIT BODY	0.00	
		-----	-----
TOTAL 343-RIFLE RESIT BODY ARMOR GN		0.00	0.00
		-----	-----
FIREFIGHTERS GRANT			
=====			
344 101-2000	CLAIM ON CASH-FIREFIGHTERS GNT	(58,961.40)	
		-----	-----
TOTAL 344-FIREFIGHTERS GRANT		(58,961.40)	0.00
		-----	-----
FERAL HOG GRANT			
=====			
345 101-2000	CLAIM ON CASH-FERAL HOG GRANT	0.00	
		-----	-----
TOTAL 345-FERAL HOG GRANT		0.00	0.00
		-----	-----
TXCDBG WCID1 BLOOMINGTON			
=====			
346 101-2000	CLAIM ON CASH-WCID1 BLOOMING	0.00	
		-----	-----
TOTAL 346-TXCDBG GNT-WCID1 BLOOM.		0.00	0.00
		-----	-----
TXCDBG WCID2 PLACEDO			
=====			
347 101-2000	CLAIM ON CASH-WCID2 PLACEDO	0.00	
		-----	-----
TOTAL 347-TXCDGB GNT- WCID2 PLACEDO		0.00	0.00
		-----	-----
CDBG HURRICANE HARVEY DR			
=====			
348 101-2000	CLAIM ON CASH-CDBG HUR HARVEY	(191,109.90)	
		-----	-----
TOTAL 348-CDBG HURRICANE HARVEY DR		(191,109.90)	0.00
		-----	-----
CDBG-MIT MOD GRANT			
=====			
349 101-2000	CLAIM ON CASH-CDBG-MIT MOD GRA	0.00	
		-----	-----
TOTAL 349-CDBG-MIT MOD GRANT		0.00	0.00
		-----	-----

CASH & INVESTMENTS BY FUND

AS OF: MAY 31ST, 2024

MAY 31ST, 2024

FUND ACCT. NO.	ACCOUNT NAME	CASH	INVESTMENTS
STATE FEE ACCOUNT			
=====			
350 101-2000	CLAIM ON CASH-STATE FEE FD	102,759.51	
		-----	-----
TOTAL 350-STATE FEE ACCOUNT		102,759.51	0.00
		-----	-----
PESC MENTAL HEALTH DEPUTY			
=====			
355 101-2000	CLAIM ON CASH-PESC MENTAL HLTH	(2,519.24)	
		-----	-----
TOTAL 355-PESC MENTAL HEALTH DEPUTY		(2,519.24)	0.00
		-----	-----
MENTAL HLTH PEACE OFF FD			
=====			
356 101-2000	CLAIM ON CASH-MENTAL SO/GB	(29,013.83)	
		-----	-----
TOTAL 356-MENTAL HEALTH PEACE OFF		(29,013.83)	0.00
		-----	-----
BISD SCHOOL RESOURCE OFF			
=====			
358 101-2000	CLAIM ON CASH-BISD SCHL RESOUR	(6,233.87)	
		-----	-----
TOTAL 358-BISD SCHOOL RESOURCE OFF		(6,233.87)	0.00
		-----	-----
BULLET RESISTANT SHIELD			
=====			
359 101-2000	CLAIM ON CASH-BULLET RESIS SHI	0.00	
		-----	-----
TOTAL 359-BULLET RESISTANT SHIELD		0.00	0.00
		-----	-----
SHERIFF'S FORFEITURE FD			
=====			
360 101-2000	CLAIM ON CASH-SHERIFF FORFEIT	1,192,267.68	
360 151-1001	TEXPOOL INVESTMENTS		0.00
360 151-1005	LOCAL GOVT. INVEST. COOP.		0.00
		-----	-----
TOTAL 360-SHERIFF'S FORFEITURE FUND		1,192,267.68	0.00
		-----	-----
SHERIFF'S DONATION FUND			
=====			
361 101-2000	CLAIM ON CASH-SHERIFF DONATION	923.79	
		-----	-----
TOTAL 361-SHERIFF'S DONATION FUND		923.79	0.00
		-----	-----

CASH & INVESTMENTS BY FUND

AS OF: MAY 31ST, 2024

MAY 31ST, 2024

FUND ACCT. NO.	ACCOUNT NAME	CASH	INVESTMENTS
SHER DOJ FEDERAL FORFEIT			
=====			
362 101-2000	CLAIM ON CASH-SO DOJ FED FORFE	247,814.04	
		-----	-----
TOTAL 362-SHERIFF DOJ FED. FORFEIT.		247,814.04	0.00
		-----	-----
CDA CONTRABAND FORFEITURE			
=====			
370 101-2000	CLAIM ON CASH-CDA CONTRA FORF	1,194,988.69	
370 151-1005	LOCAL GOVT. INVEST. COOP.		0.00
		-----	-----
TOTAL 370-CDA CONTRABAND FORFEITURE		1,194,988.69	0.00
		-----	-----
CDA DOJ EQUITABLE SHARE			
=====			
371 101-2000	CLAIM ON CASH-CDA DOJ EQUIT	1,132.29	
		-----	-----
TOTAL 371-CDA DOJ EQUITABLE SHARE		1,132.29	0.00
		-----	-----
SHERIFF DOT FEDERAL FORF			
=====			
372 101-2000	CLAIM ON CASH-SO DOT FED FORFE.	484,385.01	
		-----	-----
TOTAL 372-SHERIFF DOT FEDERAL FORF		484,385.01	0.00
		-----	-----
SHERIFF COMMISSARY FUND			
=====			
380 101-2000	CLAIM ON CASH-SHER. COMMISSARY	868,325.13	
		-----	-----
TOTAL 380-SHERIFF COMMISSARY FUND		868,325.13	0.00
		-----	-----
JUVENILE COMMISSARY FUND			
=====			
390 101-2000	CLAIM ON CASH-JUV COMMISSARY	8,485.66	
		-----	-----
TOTAL 390-JUVENILE COMMISSARY FUND		8,485.66	0.00
		-----	-----
NATIONAL SCHOOL LUNCH PRG			
=====			
392 101-2000	CLAIM ON CASH-NSLP	(28,476.23)	
		-----	-----
TOTAL 392-NATIONAL SCHOOL LUNCH PRG		(28,476.23)	0.00
		-----	-----

CASH & INVESTMENTS BY FUND

AS OF: MAY 31ST, 2024

MAY 31ST, 2024

FUND ACCT. NO.	ACCOUNT NAME	CASH	INVESTMENTS
VISD SRO REIMBURSEMENT			
=====			
395 101-2000	CLAIM ON CASH-VISD SRO REIMB	(61,057.66)	
		-----	-----
TOTAL 395-VISD SRO REIMBURSEMENT		(61,057.66)	0.00
		-----	-----
HEALTH INSURANCE FUND			
=====			
410 101-2000	CLAIM ON CASH-HEALTH INSUR	(127,935.46)	
410 101-3000	CASH IN BANK/BOON CHAPMAN	1,329.13	
		-----	-----
TOTAL 410-HEALTH INSURANCE FUND		(126,606.33)	0.00
		-----	-----
EMPLOYEE BENEFIT FUND			
=====			
420 101-2000	CLAIM ON CASH-EMPLOYEE BENEF	1,997.48	
		-----	-----
TOTAL 420-EMPLOYEE BENEFIT FUND		1,997.48	0.00
		-----	-----
ELECTIONS ADM SPECIAL			
=====			
450 101-2000	CLAIM ON CASH-ELECT ADM SPEC	11,865.53	
		-----	-----
TOTAL 450-ELECTIONS ADM SPECIAL		11,865.53	0.00
		-----	-----
HAVA ELCTN SECURITY GRANT			
=====			
454 101-2000	CLAIM ON CASH-HAVA ELECTN SECU	0.00	
		-----	-----
TOTAL 454-HAVA ELECTN SECURITY GRNT		0.00	0.00
		-----	-----
HELP AMERICA VOTE GRANT			
=====			
455 101-2000	CLAIM ON CASH-HELP AMER VOTE	0.00	
		-----	-----
TOTAL 455-HELP AMERICA VOTE GRANT		0.00	0.00
		-----	-----
CTCL GRANT			
=====			
456 101-2000	CLAIM ON CASH-CTCL GRANT	0.00	
		-----	-----
TOTAL 456-CTCL GRANT		0.00	0.00
		-----	-----

CASH & INVESTMENTS BY FUND

AS OF: MAY 31ST, 2024

MAY 31ST, 2024

FUND ACCT. NO.	ACCOUNT NAME	CASH	INVESTMENTS
ELECTIONS CHAPTER 19			
=====			
457 101-2000	CLAIM ON CASH-ELECT CHAPT 19	(272.53)	
		-----	-----
	TOTAL 457-ELECTIONS CHAPTER 19 FD	(272.53)	0.00
		-----	-----
TAX ASSESSOR SPECIAL			
=====			
499 101-3000	SPECIAL INVENTORY ACCT.	378,533.47	
		-----	-----
	TOTAL 499-TAX ASSESSOR SPECIAL	378,533.47	0.00
		-----	-----
HISTORICAL COMMISSION			
=====			
500 101-2000	CLAIM ON CASH-HISTORICAL COMM	9,073.50	
		-----	-----
	TOTAL 500-HISTORICAL COMMISSION	9,073.50	0.00
		-----	-----
TX HIST COMM CLG GRANT			
=====			
505 101-2000	CLAIM ON CASH-TX HIST COMM CL	0.00	
		-----	-----
	TOTAL 505-TX HIST COMM CLG GRANT	0.00	0.00
		-----	-----
CHILD WELFARE BOARD			
=====			
515 101-2000	CLAIM ON CASH-CHILD WELFARE BD	27,655.61	
		-----	-----
	TOTAL 515-CHILD WELFARE BOARD	27,655.61	0.00
		-----	-----
TIDC IMPROVEMENT GRANT			
=====			
520 101-2000	CLAIM ON CASH-TIDC IMPROV GRAN	(18,061.80)	
		-----	-----
	TOTAL 520-TIDC IMPROVEMENT GRANT	(18,061.80)	0.00
		-----	-----
TIDC REGIONL PUBLIC DEFEN			
=====			
525 101-2000	CLAIM ON CASH-TIDC REGNL PUBLI	(10,202.63)	
		-----	-----
	TOTAL 525-TIDC REGIONL PUBLIC DEFEN	(10,202.63)	0.00
		-----	-----

CASH & INVESTMENTS BY FUND

AS OF: MAY 31ST, 2024

MAY 31ST, 2024

FUND ACCT. NO.	ACCOUNT NAME	CASH	INVESTMENTS
REBUILD TEXAS FUND			
=====			
550 101-2000	CLAIM ON CASH-REBUILD TX FUND	0.00	
		-----	-----
	TOTAL 550-REBUILD TEXAS FUND	0.00	0.00
		-----	-----
PETSMART CHARITIES GRANT			
=====			
560 101-2000	CLAIM ON CASH-PETSMART CHARITI	50,000.00	
		-----	-----
	TOTAL 560-PETSMART CHARITIES GRANT	50,000.00	0.00
		-----	-----
DEBT SERVICE			
=====			
700 101-2000	CLAIM ON CASH-DEBT SERVICE	1,846,486.21	
		-----	-----
	TOTAL 700-DEBT SERVICE	1,846,486.21	0.00
		-----	-----
LAW LIBRARY FUND			
=====			
720 101-2000	CLAIM ON CASH-LAW LIBRARY FD	26,365.00	
		-----	-----
	TOTAL 720-LAW LIBRARY FUND	26,365.00	0.00
		-----	-----
CAPITAL PROJECTS FUND			
=====			
770 101-2000	CLAIM ON CASH-CAPITAL PROJECTS	953,343.66	
770 151-1007	TEXAS COOPERATIVE LIQUID ASSET		6,275,209.55
		-----	-----
	TOTAL 770-CAPITAL PROJECTS FUND	953,343.66	6,275,209.55
		-----	-----
CONSTRUCTION RETAINAGE			
=====			
771 101-2000	CLAIM ON CASH-CONSTRN RETAIN	16,298.01	
		-----	-----
	TOTAL 771-CONSTRUCTION RETAINAGE	16,298.01	0.00
		-----	-----
VICTORIA HEALTH DEPT			
=====			
800 101-2000	CLAIM ON CASH-HEALTH DEPT	(652,457.48)	
800 101-3000	CASH IN BANK/HLTH 340B DRAFT.	411,394.84	
		-----	-----
	TOTAL 800-VICTORIA HEALTH DEPT.	(241,062.64)	0.00
		-----	-----

CASH & INVESTMENTS BY FUND

AS OF: MAY 31ST, 2024

MAY 31ST, 2024

FUND ACCT. NO.	ACCOUNT NAME	CASH	INVESTMENTS
TX A&M UNIV HLTH SCIENCE			
=====			
801 101-2000	CLAIM ON CASH-TX A&M HLTH SCI	0.00	
		-----	-----
	TOTAL 801-TX A&M UNIV HLTH SCIENCE	0.00	0.00
		-----	-----
MEDICAID ADM CLAIM FD			
=====			
802 101-2000	CLAIM ON CASH-MEDICAID ADM CLM	56,713.06	
		-----	-----
	TOTAL 802-MEDICAID ADM CLAIMS FD	56,713.06	0.00
		-----	-----
TEXAS HOME VISITING GNT			
=====			
803 101-2000	CLAIM ON CASH-TX HOME VISITING	(113,512.65)	
		-----	-----
	TOTAL 803-TEXAS HOME VISITING GRANT	(113,512.65)	0.00
		-----	-----
HOGG FOUNDATION GRANT			
=====			
804 101-2000	CLAIM ON CASH-HOGG FOUNDAT.	83,268.53	
		-----	-----
	TOTAL 804-HOGG FOUNDATION GNT	83,268.53	0.00
		-----	-----
HURRICANE PUBLIC HLTH GNT			
=====			
805 101-2000	CLAIM ON CASH-HURRICANE PUBLIC	0.00	
		-----	-----
	TOTAL 805-HURRICANE PUBLIC HLTH GNT	0.00	0.00
		-----	-----
AMERICARES			
=====			
806 101-2000	CLAIM ON CASH-AMERICARES	0.00	
		-----	-----
	TOTAL 806-AMERICARES	0.00	0.00
		-----	-----
CPS/PH WKFORCE 9/21-6/24			
=====			
808 101-2000	CLAIM ON CASH-CPS/PH WKFORCE	(22,326.27)	
		-----	-----
	TOTAL 808-CPS/PH WKFORCE 9/21-6/23	(22,326.27)	0.00
		-----	-----

FUND ACCT. NO.	ACCOUNT NAME	CASH	INVESTMENTS
VICTORIA COUNTY HOSPITAL			0.00G*
820 101-1000	HOSPITAL FUND	9,359,158.68	
820 101-2004	CMC 125 PLAN	199,606.72	
820 101-2010	CMC BONDS	10,051,030.93	
820 101-3000	CMC ACCTS PAYABLE	(825,784.92)	
820 101-4000	CMC PAYROLL	20,662.20	9,359,158.68C+
820 101-4100	CMC MEDICAL PROFESS #214125768	100.03	199,606.72 +
820 101-4105	CMC MEDICAL PROFESS #217301213	2,212,465.12	10,051,030.93 +
820 101-4200	CMC WEIGHT MANAGEMENT CNTR	86,931.08	825,784.92 -
820 101-4300	CMC HOME HEALTH AGENCY	1,296,184.71	20,662.20 +
820 101-5001	ARBORETUM NURSE /REHAB/WINNIE	0.00	100.03 +
820 101-5002	MATAGORDA NURSING & REHAB	0.00	2,212,465.12 +
820 101-5003	TWIN PINES NURSING & REHAB	0.00	86,931.08 +
820 101-5004	SHADY OAKS NURSING & REHAB	0.00	1,296,184.71 +
820 101-5005	AMISTAD NURSING & REHAB	0.00	
820 101-5006	GANADO NURSING & REHAB	0.00	
820 101-5007	CUERO NURSING & REHAB	0.00	
820 101-5008	STEVENS NURSE & REHAB/HALLETTS	7,908.50	009
820 101-5009	PORT LAVACA NURSING & REHAB	3,979.70	22,400,354.55 *
820 101-5010	SOUTHBROOKE NURSING & REHAB	0.00	
820 101-5011	WHARTON NURSING & REHAB	0.00	
820 101-5012	YOAKUM NURSING & REHAB	0.00	7,908.50C+
820 101-5100	CUERO NURSING & REHAB-HUD	196,825.37	3,979.70 +
820 101-5105	STEVENS NURSE & REHAB-HUD	139,975.97	196,825.37 +
820 101-5110	PORT LAVACA NURSE & REHAB-HUD	231,774.50	139,975.97 +
820 101-5115	SOUTHBROOKE NURSE&REHAB-HUD	231,158.86	231,774.50 +
820 101-5120	WHARTON NURSING& REHAB-HUD	233,828.85	231,158.86 +
820 101-5125	YOAKUM NURSING & REHAB-HUD	0.00	233,828.85 +
820 101-5130	MATAGORDA NURSING & REHAB-HUD	0.00	
820 101-5135	TWIN PINES NURSING & REHAB-HUD	0.00	
820 101-5140	GANADO NURSING & REHAB-HUD	0.00	007
820 151-1004	CERTIFICATES OF DEPOSIT		1,045,451.75 *
820 151-1005	LOCAL GOVT. INVEST. COOP.		
820 151-1007	TEXAS COOPERATIVE LIQUID ASSET		
	TOTAL 820-VICTORIA COUNTY HOSPITAL	23,445,806.30	016
			23,445,806.30G*
			000
			0.00 *
	TOTAL CASH AND INVESTMENTS	23,445,806.30	

*** END OF REPORT ***

INTEREST EARNED STATEMENT
MAY 2024

FUND	FUND NAME	2021	2022	2023	2024 YR TO DATE	CURRENT MONTH
100	GENERAL FUND	213,100.70	285,889.05	906,342.48	103,214.93	8,653.49
200	ROAD & BRIDGE FUND	6,641.81	15,701.66	51,259.86	57,822.27	12,585.98
700	DEBT SERVICE	1,339.85	3,359.84	14,554.15	17,419.79	3,378.53
770	CAPITAL PROJECTS (Tx Class)	0.00	0.00	120,531.45	7,707.47	1,826.53
	Sub-Total Budgeted Funds	221,082.36	304,950.55	1,092,687.94	186,164.46	26,444.53
119	CLERK'S ARCHIVE	605.35	1,342.52	3,848.73	1,352.15	111.10
150	TAX SALES	124.87	244.81	134.42	50.92	0.09
190	AMERICAN RESCUE PLAN	13,881.20	31,872.26	38,884.69	0.00	0.00
231	JUVENILE PROBATION	49.22	1,252.59	1,790.64	1,973.22	433.65
240	DRUG COURTS PROGRAM	1.40	0.80	3.54	2.62	0.25
288	RURAL SALARY ASSIST SO				1,442.74	510.93
289	RURAL SALARLARY ASSIS CDA				992.27	395.33
300	CDA PROCESSING FEE	14.61	15.05	233.22	80.36	18.02
310	4-H ACTIVITY CENTER	11.65	19.50	68.77	42.19	8.62
320	AIRPORT DRAFTING	1,167.37	1,203.47	0.00	0.00	0.00
321	AIRPORT	0.00	1,869.60	14,129.01	10,898.01	2,031.42
323	AIRPORT CAPITAL PROJ		1,870.86	385.19	3.18	1.66
330	SPECIAL SERVICE	1,319.83	1,502.56	8,727.00	7,611.34	1,428.10
338	GCRP 911	136.95	61.59	212.06	152.44	32.82
360	SHERIFF'S FORFEITURE	1,080.27	2,214.08	11,185.72	9,356.54	2,150.12
361	SHERIFF'S DONATION	0.45	3.42	315.77	7.93	1.71
362	SHERIFF'S DOJ	249.02	351.44	3,185.83	2,154.36	461.87
370	CDA CONTRABAND FORFEIT.	1,618.38	2,966.49	12,287.75	9,583.60	2,158.45
371	CDA DOJ EQUITABLE SHARE	1.94	3.58	13.51	9.71	2.09
372	SHERIFF DOT FED FORFEIT	473.78	838.22	5,559.81	4,114.88	882.56
380	SHERIFF COMMISSARY	745.34	1,940.85	9,634.79	7,130.38	1,578.28
390	JUVENILE COMMISSARY	13.26	25.34	98.57	72.01	15.61
410	HEALTH INSURANCE	568.44	598.28	1,979.60	1,329.13	308.46
450	ELECTION ADMINISTRATOR	61.77	183.85	586.27	220.26	0.00
454	HAVA SECURITY GRANT	30.10	31.55	5.31	0.00	0.00
455	HELP AMERICA VOTE GRANT	0.38	0.00	0.00	0.00	0.00
499	TAX ASSESSOR SPECIAL	1,260.92	2,459.76	9,141.40	5,162.68	579.09
500	HISTORICAL COMMISSION	34.02	54.14	38.47	32.16	7.82
771	LONG TERM RENO RETAIN	9.34	3,383.55	698.74	384.33	29.66
800	HEALTH DEPT DRAFTING	715.64	2,182.47	3,558.19	3,028.01	717.66
870	FLEXIBLE BENEFIT PLAN	173.12	348.37	1,464.94	1,071.43	211.73
					254,423.31	40,521.63
	CMC					
820	HOSPITAL	82,631.45	131,543.00	883,914.97	46,328.74	16,475.71
820	CMC 125 PLAN	313.85	672.97	2,486.21	1,401.56	336.23
830	CMC ACCOUNTS PAYABLE	2,125.49	3,946.71	14,812.67	11,065.97	1,823.53
840	CMC PAYROLL	663.68	909.61	5,447.28	2,859.84	662.20
820	CMC MEDICAL PROFESSIONAL	24,229.22	40,175.63	72,514.32	17,261.74	2,501.75
820	CMC HOME HEALTH	8,558.03	19,645.68	17,379.42	6,126.18	2,090.63
820	CMC WEIGHT MGMT	917.83	1,833.05	1,715.49	496.15	136.18
820	CMC NURSING HOMES	1,875.77	3,321.15	17,948.66	6,086.33	1,313.02
					91,626.51	25,339.25
	NAVIGATION					
950	NAVIG TXLC CONSTRUCCION			622.72	283.19	76.94
950	NAVIG. 2015 CONST INT&SINK	1,331.82	1,260.98	3,944.95	2,844.38	1,150.61
950	NAVIGATION DISTRICT	9,119.29	10,981.52	7,565.91	4,829.70	1,297.15
950	NAVIG CONSTRUCTION 2012A	0.00	0.00	0.00	0.00	0.00
950	NAVIG 2012A/B INT& SINKING	584.43	1,475.70	4,559.71	3,310.17	1,356.70
950	NAVIG. INTEREST & SINKING	0.00	0.00	0.00	0.00	0.00
					11,267.44	3,881.40
	BANK TOTAL	377,781.84	579,557.55	2,253,772.19	357,317.26	69,742.28

The interest from the POOL and CD investmetns were removed from 100, 770, 820 Hospital 1/31/2024 statement and put with the coralating attachment